

**ILLUSTRATED PARTS LIST
LISTE DES PIÈCES**

KUBOTA

MODEL RTV1100
MODELE

**UTILITY VEHICLE
VÉHICULE UTILITAIRE**



Kubota

97898-41830

MAY 2007
MAI

NOTICE

This Parts List is for the following purposes.

1. When ordering parts, check with this Parts List to confirm the part number and the name of parts.
2. When making repairs, refer to the illustrations in this Parts List.
3. This Parts List is subject to change without notice.

NOTE

Utilisation de ce livre

1. A la commande d'une pièce, chercher la référence et le nom de la pièce.
2. Pour les réparations, employez les illustrations.
3. La liste des pièces peut-être modifié sans préavis.

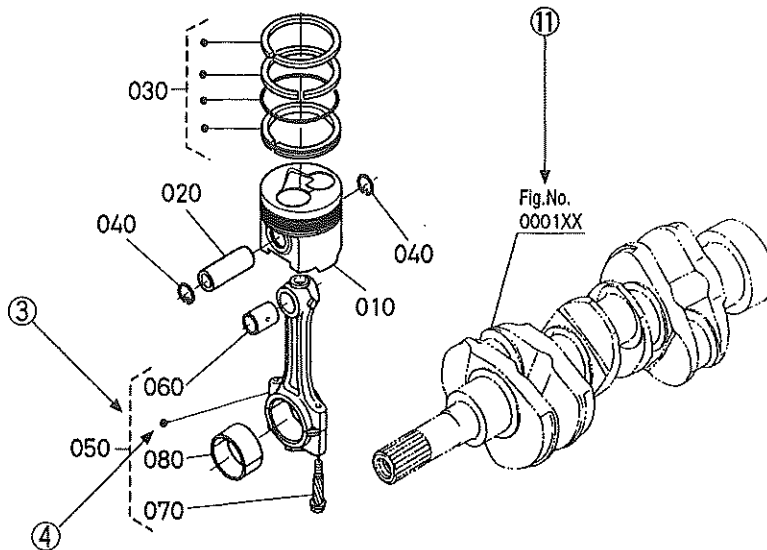
INSTRUCTIONS INSTRUCTION

① ↓ **0102**

PISTON AND CRANKSHAFT PISTON ET VILEBREQUIN

②
↓
[B]

⑩ → S.No. ; A: ≤15000, B: 14000 to 15000



REF. No. POS.No.	PART No. REFERENCE	PART NAME	DESIGNATION	Q'TY./S.No. Q'TE/No.S.		I.C.	REMARKS REMARQUES
				A	B		
010	15800-0000-0	PISTON	PISTON	≤15000	≤15000		[Example-1]
010	15800-0000-2	PISTON	PISTON	>15001	>15001		[Exemple-1]
020	15800-1000-0	PIN,PISTON	AXE DE PISTON	≤15000	≤15000		[Example-2]
020	15800-1000-2	PIN,PISTON	AXE DE PISTON	>15001	>15001	≠	[Exemple-2]
030	15800-2000-0	ASSY PISTON RING	ENS.JEU DE SEGMENTS	≤15000	≤15000		[Example-3]
030	15830-2000-0	ASSY PISTON RING	ENS.JEU DE SEGMENTS	>15001	>15001	↔	[Exemple-3]

A:XXXXX, B:XXXXX

- ① Fig. No. Represents No. corresponding to each group name.
- ② Specifications The types and destinations of sister models are indicated. These indications are (for sister models) given to tell their relevant pages in this book.
- ③ Components The components of an assembly are identified by a bracket of dotted lines.
- ④ Point Indicates that the parts is not sold independently.
The assembly (Ref.No.050) containing the part needs to be ordered.
- ⑤ REF. No. Reference numbers are assigned to parts in the illustration.The code number of a part in the illustration can be identified by referring to the same reference number in the parts list.
- ⑥ Model name The name of the basic model is Indicated in this column. Other applicable models are indicated on the "REMARKS" column ⑨.
- ⑦ S. No. Indicates a group of serial numbers to which a design change is applied. (serial No.)

Engine Serial No.

7 J 0001
7 K A001

Lower 4 digits in Numerals or Alphabetical letter (A to Z) and Numerals (start 0001 to max Z999).
5th digit Alphabetical letter (Month of manufacture).

Month	1	2	3	4	5	6	7	8	9	10	11	12
	A,B	C,D	E,F	G,H	J,K	L,M	N,P	Q,R	S,T	U,V	W,X	Y,Z

6th digit Numerals or Alphabetical letter (Year of manufacture).

Year	1998	1999	2000	01	02	03	04	05	06	07	08	09	10	11
	W	X	Y	1	2	3	4	5	6	7	8	9	A	B

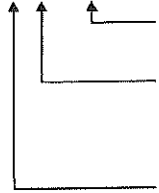
- ⑧ I. C. Indicates the interchangeability of parts due to design change. (interchangeability)
 Example-1 ← indicates that a new part can replace an old part, but not vice versa.
 15800-0000-0 is applicable to the first serial number to S. No. 15000.
 15800-0000-2 is applicable to the first serial number and above.
 Example-2 ≠ Indicates that the new and old parts are not interchangeable.
 15800-1000-0 is applicable to the first serial number to S. No. 15000.
 15800-1000-2 is applicable to S. No. 15001 and above.
 Example-3 ↔ indicates that the new and old parts are interchangeable. Both 15800-2000-0 and 15830-2000-0 are applicable to the first serial number and above.
- ⑨ REMARKS 1 In this column, enter other applicable model names, dimensions and other special items. The following symbols and abbreviations are used throughout this book.
 29*12.00-15 ... Tire size sq.m ... m² sq.mm ... mm²
 cu.m ... m³ cu.mm ... mm³ D ... Diameter L ... Length
- ⑩ REMARKS 2 The following expressions are used in NOTE for each group.
 Machines' serial numbers are indicated as follows.
 <=15000 Serial number below 15000.
 >=15001 Serial number above 15001.
 14000 to 15000 Serial number 14000 to 15000.
 For some models, the above expressions may also be used REMARKS 1 ⑨.
- ⑪ Fig. No. Indicates the numbers of figures for the parts that are shown in virtual images. (virtual images)
 A figure number with XX means that there are two or more figures depending on the sister models.

- ① No. de Fig. Représente le No. de chaque nom de groupe.
- ② Spécifications Les types et les destinations des modèles soeurs sont indiqués. Ces indications (pour modèles soeurs) sont données pour donner leurs pages relatives dans ce livre.
- ③ Composantes Les composantes d'un ensemble sont identifiées par des parenthèses en pointillé.
- ④ Point Indique que la pièce n'est pas à vendre toute seule. Elle doit être commandée avec l'ensemble (POS.No. 050) qui la contient.
- ⑤ POS.No. Des numéros de position sont donnés aux pièces représentées dans l'illustration. Le référence d'une pièce de l'illustration peut être identifié en se reportant au même numéro de position indiqué dans la liste des pièces détachées.
- ⑥ Nom de type Le nom du type de base est indiqué dans cette colonne. Les autres modèles sont indiqués dans la colonne des "REMARQUES" ⑨.
- ⑦ No. S. Indique un groupe de numéros de série qui a subit des modifications de modèle. (No. de série)

No. de série de moteur

7 J 0001

7 K A001



4 chiffres inférieurs en lettres numériques ou alphabétiques (de A à Z) et numéraux (de 0001 jusqu'à Z999 au maximum).

5^{ème} chiffre Lettre alphabétique (Mois de fabrication).

Mois	1	2	3	4	5	6	7	8	9	10	11	12
	A,B	C,D	E,F	G,H	J,K	L,M	N,P	Q,R	S,T	U,V	W,X	Y,Z

6^{ème} chiffre Numéral ou lettre alphabétique (Année de fabrication).

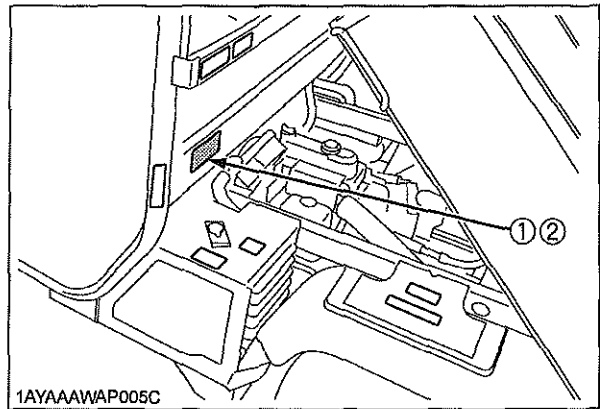
Année	1998	1999	2000	01	02	03	04	05	06	07	08	09	10	11
	W	X	Y	1	2	3	4	5	6	7	8	9	A	B

- ⑧ I. C. Indique la permutabilité des pièces due à un changement dans le modèle. (permutabilité)
 - Exemple-1 ← Indique que la nouvelle pièce peut remplacer la vieille, mais pas vice versa. Le 15800-0000-0 s'applique au premier numéro de série jusqu'au No.S. 15000. Le 15800-0000-2 s'applique au premier numéro de série et à ceux ci-dessus.
 - Exemple-2 ≠ indique que la nouvelle et vieille pièces sont permutable. Le 15800-1000-0 s'applique au premier numéro de série jusqu'au No.S. 15000. Le 15800-1000-2 s'applique au No.S. 15001 et à ceuxci-dessus.
 - Exemple-3 ↔ indique que la nouvelle pièce et la vieille pièce sont interchangeable. Toutes deux numéros 15800-2000-0 et 15830-2000-0 sont applicables a premier numéro de cette depuis.
- ⑨ REMARQUES 1 ... Cette colonne renferme d'autres noms de modèles applicables, les dimensions et autres éléments spéciaux. Les symboles abrégés suivants sont utilisés dans l'ensemble de ce manuel. 29*12.00-15 ... Dimension des pneus sq.m ... m² sq.mm ... mm² cu.m ... m³ cu.mm ... mm³ D ... Diamètre L ... Longueur
- ⑩ REMARQUES 2 ... Les expressions suivantes sont utilisées dans la NOTE de chaque groupe. Les numéros de série des machines sont indiqués de la manière suivante. <=15000 Numéros de série au-dessous de 15000. >=15001 Numéros de série au-dessus de 15001. 14000 to 15000 Numéros de série 14000 à 15000. Pour certaines modèles, les expressions ci-dessus peuvent aussi être utilisées dans la rubrique des REMARQUES 1 ⑨.
- ⑪ No. de Fig. Indique les numéros de figures pour les pièces qui sont illustrées dans les images (images virtuelles) virtuelles. Un numéro de figure avec XX signifie qu'il y a plus de deux figures selon les modèles soeurs.

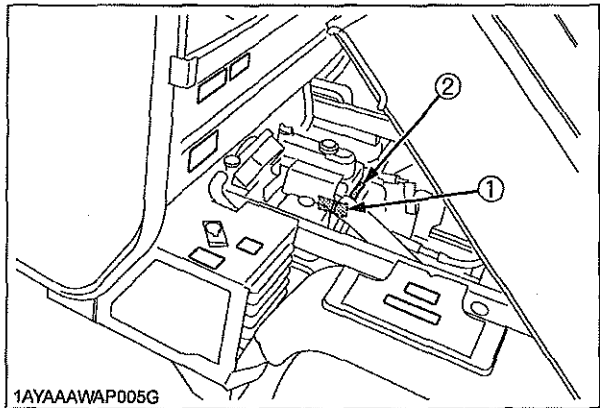
SERIAL NUMBER

The model name, machine number and engine number of this product are described in their respective positions, as shown below. Note that their positions may be different depending on the specifications. Check the specifications of the product.

	Type	Serial No.
Vehicle		
Engine		
Product Identification Number		
Date of Purchase		
Name of Dealer (To be filled in by purchaser)		



(1) Vehicle identification plate
(2) Product identification number

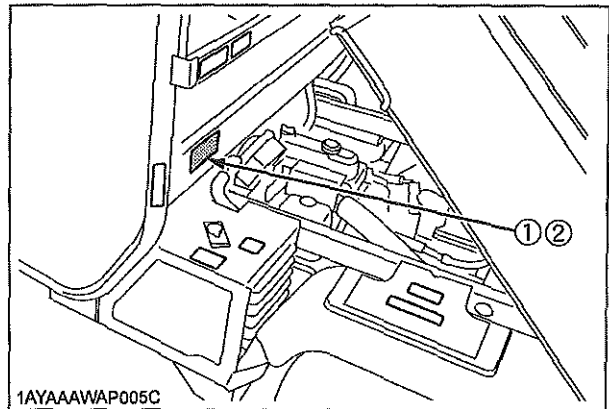


(1) Engine serial number
(2) Transmission assy serial number

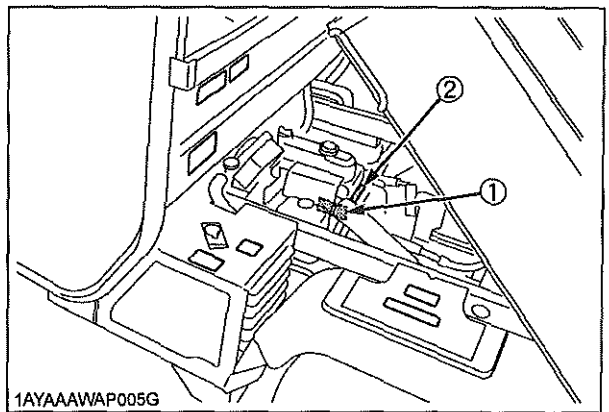
NUMERO DE SERIE

Le nom du modèle, le numéro de la machine et le numéro du moteur de ce produit sont décrits dans leur position respective, comme il est montré ci-dessous. Il est à noter que ces positionnements peuvent être différents selon les données techniques. Vérifier les données techniques du produit.

	Type	Numéro de série
Véhicule		
Moteur		
Numéro d'identification du produit		
Date d'achat		
Nom du concessionnaire (A remplir par le client)		

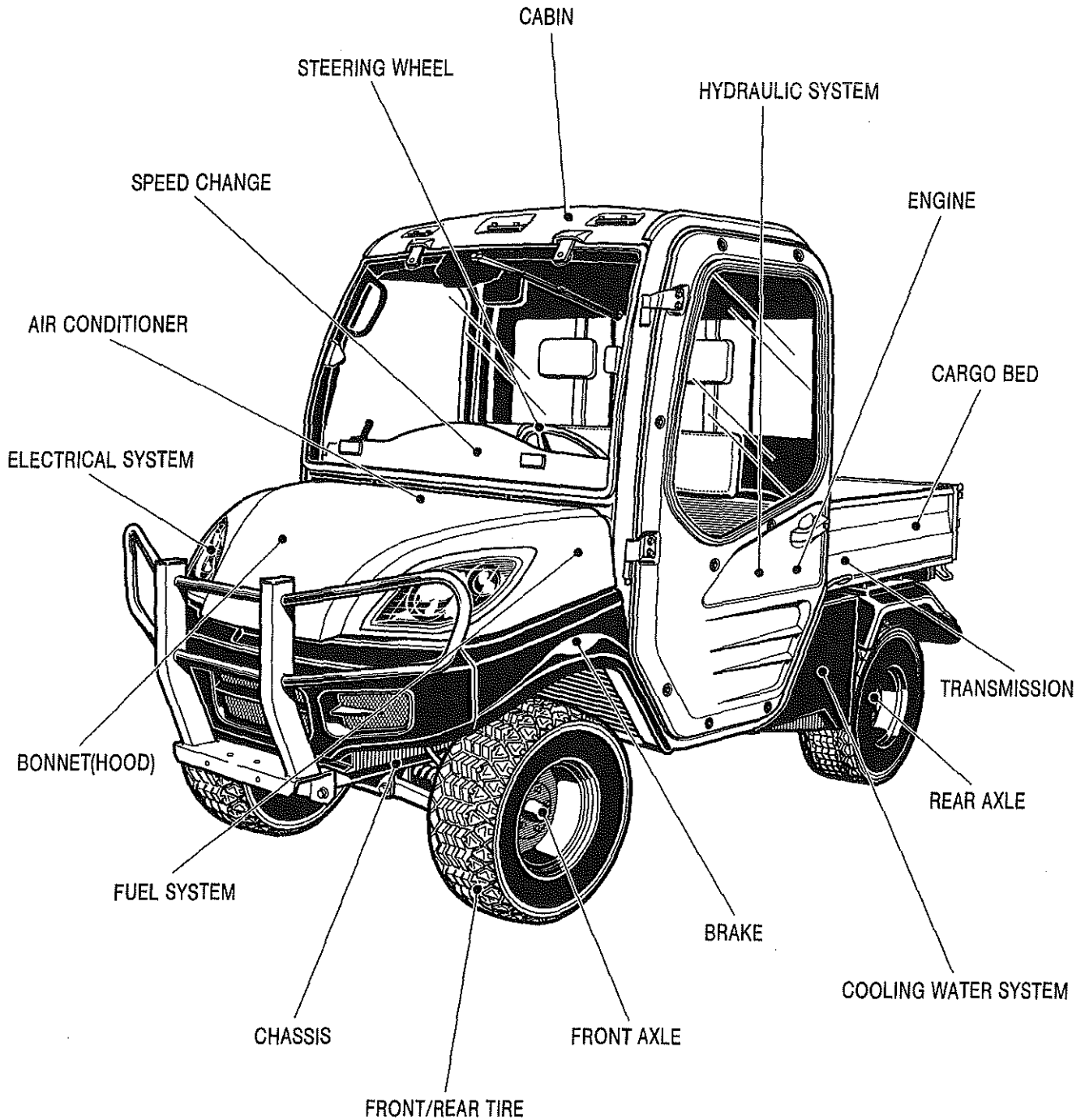


(1) Plaque d'identification du véhicule
(2) Numéro d'identification du produit



(1) Numéro de série, moteur
(2) Numéro de série, ensemble transmission

SECTION CONTENTS

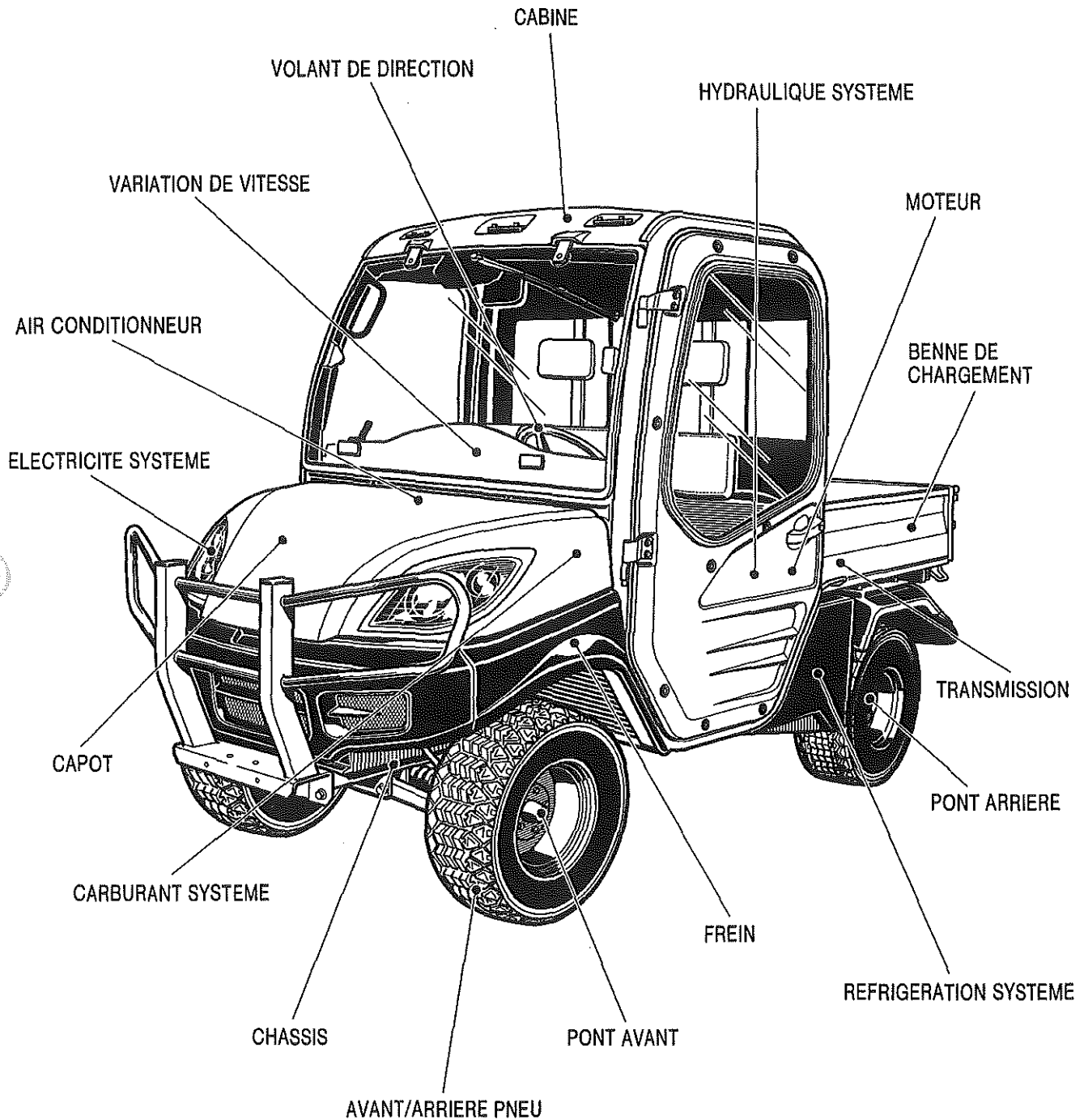


LABELS

ACCESSORIES AND SERVICE PARTS

OPTION

CONTENUS DE LA SECTION



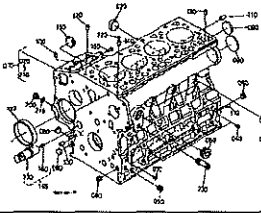
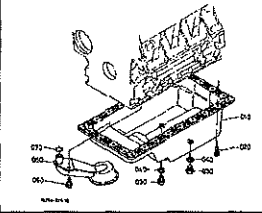
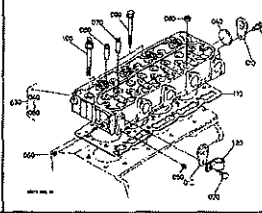
ETIQUETTES

ACCESSOIRES ET PIECES DE SERVICE

OPTION

[How to read contents with illustrations]

Illustration example

ENGINE ← STEP 1			
Fig.No. 0001 CRANKCASE 	Fig.No. 0002 OIL PAN 	Fig.No. 0003 CYLINDER HEAD 	← STEP 2 ← STEP 3 ← STEP 4
Fig.No. 0005 HEAD COVER	Fig.No. 0006 OIL FILTER	Fig.No. 0007 DIPSTICK AND GUIDE	Fig.No. 0100 MAIN BEARING CASE

STEP1: This indicates the items listed in SECTION CONTENTS.

STEP2: These indicate the figure number given in the text.

(Fig. No...0003)

STEP3: This indicates the group name in the text.

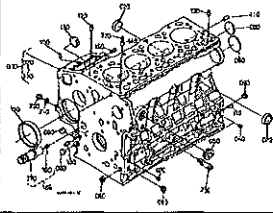
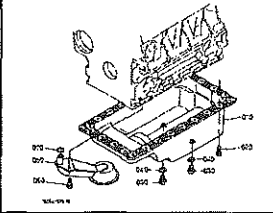
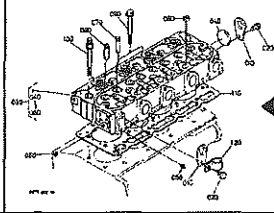
STEP4: This indicates the illustrations of the group in the text.

How to retrieve:

Look at SECTION CONTENTS to select an item you are looking for. In STEP1, find the same item. In STEP4, find the part you are searching. In STEP2 and STEP3, refer to the page of the group and retrieve the part number.

[Comment lire les contenus avec les illustrations]

Exemple d'illustration

MOTEUR ← ETAPE 1			
<p>Fig.No. 0001</p> <p>BLOC MOTEUR</p> 	<p>Fig.No. 0002</p> <p>CARTER D'HUILE</p> 	<p>Fig.No. 0003</p> <p>CULASSE</p> 	<p>← ETAPE 2</p> <p>← ETAPE 3</p> <p>← ETAPE 4</p>
<p>Fig.No. 0005</p> <p>COUVRE-CULASSE</p>	<p>Fig.No. 0006</p> <p>FILTRE D'HUILE</p>	<p>Fig.No. 0007</p> <p>JAUGE D'HUILE ET GUIDE</p>	<p>Fig.No. 0100</p> <p>PALIER DE VILEBREQUIN</p>

ETAPE1: Ceci indique les articles répertoriés dans les **CONTENUS DE LA SECTION**.

ETAPE2: Ceci indique le numéro de l'illustration donnés dans le texte.

(No. de Fig...0003)

ETAPE3: Ceci indique le nom du groupe dans le texte.

ETAPE4: Ceci indique les illustrations du groupe dans le texte.

Comment retrouver:

Regarder aux **CONTENUS DE LA SECTION** pour choisir l'article que l'on désire chercher. A l'ETAPE 1, trouver le même article. A l'ETAPE 4, trouver la pièce que l'on est en train de chercher. A l'ETAPE 2 et à l'ETAPE 3, se référer à la page du groupe et retrouver le numéro de la pièce.

**ENGINE
MOTEUR**

Fig.No. 0001
CRANKCASE

BLOC MOTEUR

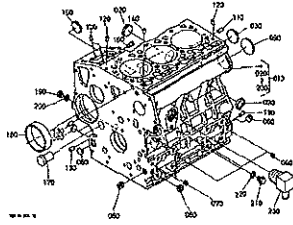


Fig.No. 0002
OIL PAN

CARTER D'HUILE

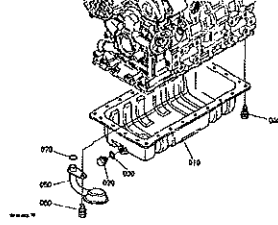


Fig.No. 0003
CYLINDER HEAD

CULASSE

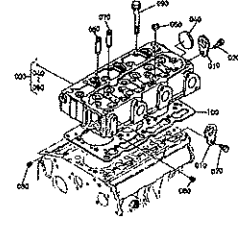


Fig.No. 0004
GEAR CASE

CARTER DE DISTRIBUTION

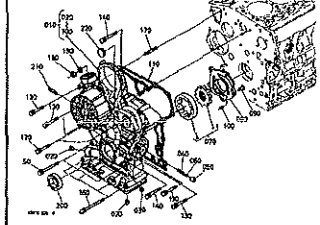


Fig.No. 0005
HEAD COVER

COUVRE-CULASSE

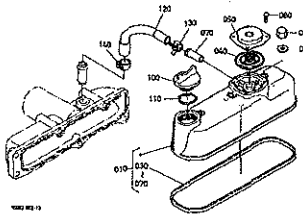


Fig.No. 0006
OIL FILTER

FILTRE D'HUILE

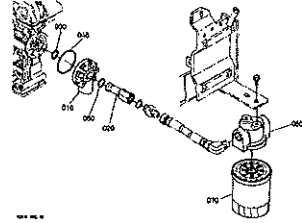


Fig.No. 0007
DIPSTICK AND GUIDE

JAUGE D'HUILE ET GUIDE

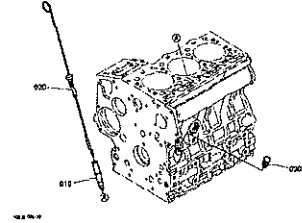


Fig.No. 0100
MAIN BEARING CASE

PALIER DE VILEBREQUIN

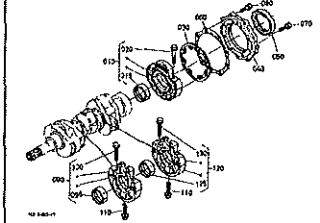


Fig.No. 0101
CAMSHAFT AND IDLE GEAR SHAFT

ARBRE A CAMES ET ARBRE DE PIGNON FOU

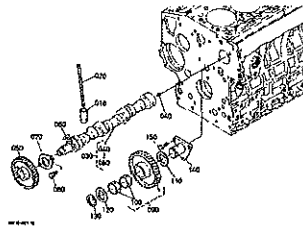


Fig.No. 0102
PISTON AND CRANKSHAFT

PISTON ET VILEBREQUIN

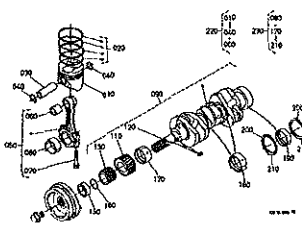


Fig.No. 0103
FLYWHEEL

VOLANT MOTEUR

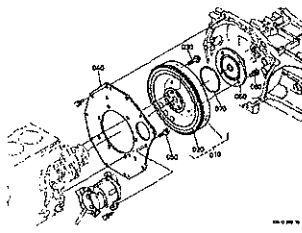


Fig.No. 0105
FUEL CAMSHAFT AND GOVERNOR SHAFT

ARBRE A CAMES DE CARBURANT ET ARBRE REGULATEUR

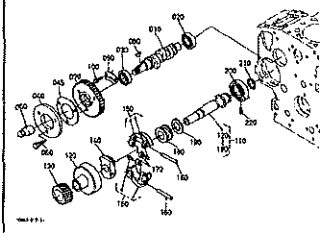


Fig.No. 0200
IDLE APPARATUS

DISPOSITIF DE RALENTISSEUR

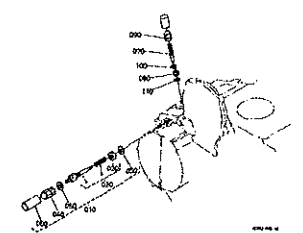


Fig.No. 0202
INJECTION PUMP

POMPE D'INJECTION

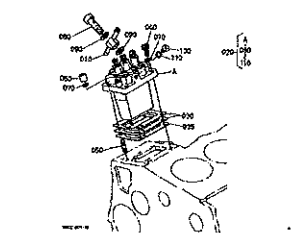


Fig.No. 0204
GOVERNOR

REGULATEUR DE VITESSES

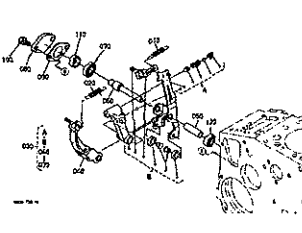
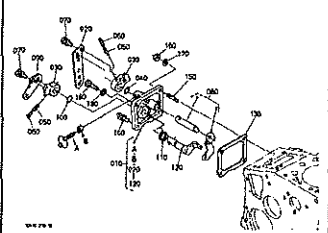
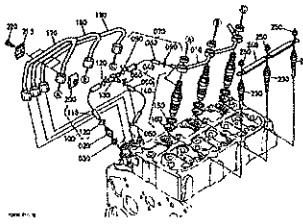
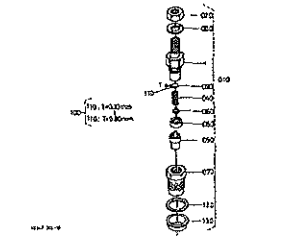
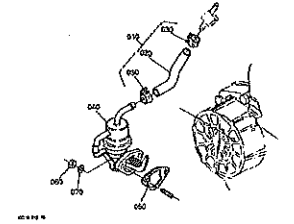
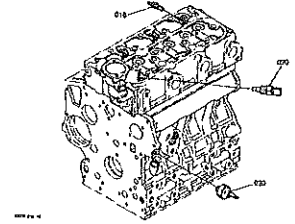
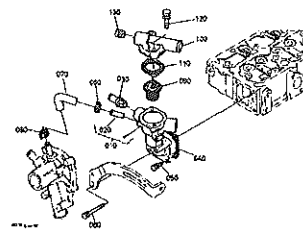
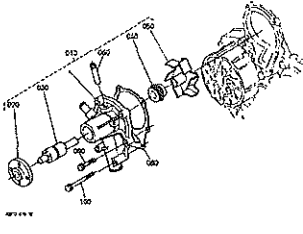
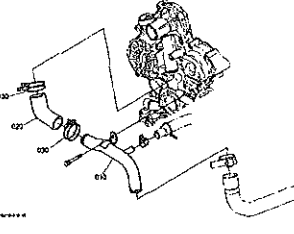
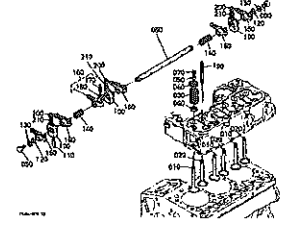
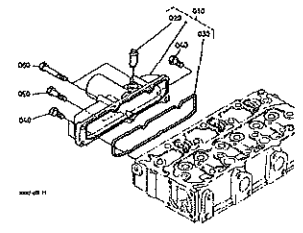
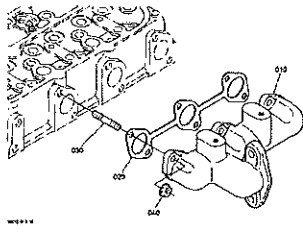
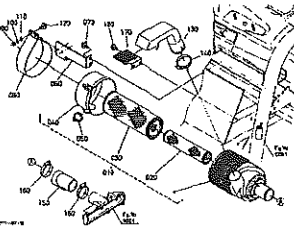
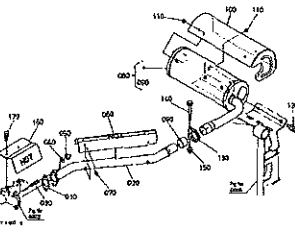
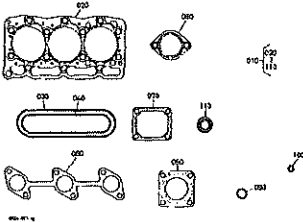
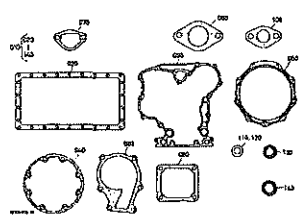
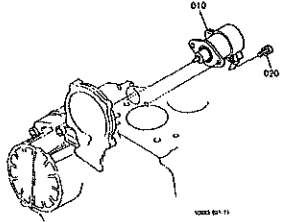



Fig.No. 0205
SPEED CONTROL PLATE

PLAQUE DE VITESSE-CONTROLE



<p>Fig.No. 0206 NOZZLE HOLDER AND GLOW PLUG PORTE-INJECTEUR ET BOUGIE DE PRECHAUFFAGE</p> 	<p>Fig.No. 0207 NOZZLE HOLDER [COMPONENT PARTS] PORTE-INJECTEUR [PARTIES COMPOSANTES]</p> 	<p>Fig.No. 0301 FUEL PUMP(MECHANICAL) POMPE D'ALIMENTATION(MECANIQUE)</p> 	<p>Fig.No. 0406 OIL SWITCH/THERMOMETER AND PLUG CONTACT A HUILE THERMOMETRE ET OBTURATEUR</p> 
<p>Fig.No. 0500 WATER FLANGE AND THERMOSTAT BRIDE A EAU ET THERMOSTAT</p> 	<p>Fig.No. 0501 WATER PUMP POMPE A EAU</p> 	<p>Fig.No. 0503 WATER PIPE TUYAU D'EAU</p> 	<p>Fig.No. 0600 VALVE AND ROCKER ARM SOUPAPES,CULBUTEURS</p> 
<p>Fig.No. 0601 INLET MANIFOLD COLLECTEUR D'ADMISSION</p> 	<p>Fig.No. 0602 EXHAUST MANIFOLD COLLECTER D'ECHAPPEMENT</p> 	<p>Fig.No. 0603 AIR CLEANER FILTRE A AIR</p> 	<p>Fig.No. 0605 MUFFLER SILENCIEUX</p> 
<p>Fig.No. 0900 UPPER GASKET KIT JEU DE JOINTS SUPERIEUR</p> 	<p>Fig.No. 0901 LOWER GASKET KIT JEU DE JOINTS INFERIEUR</p> 	<p>Fig.No. A510 STOP SOLENOID SOLENOIDE D'ARRET</p> 	

**FUEL SYSTEM
CARBURANT SYSTEME**

Fig.No. **A020**
ACCELERATOR PEDAL
PEDALE D'ACCELERATEUR

Fig.No. **A101**
FUEL TANK
RESERVOIR A CARBURANT

Fig.No. **A110**
FUEL PIPE
TUYAU A CARBURANT

**COOLING WATER SYSTEM
REFRIGERATION SYSTEME**

Fig.No. **A410**
WATER PIPE
TUYAU D'EAU

Fig.No. **A420**
RADIATOR
RADIATEUR

Fig.No. **A430**
RESERVE TANK
RESERVOIR DU RADIATEUR

Fig.No. **A440**
RADIATOR COVER
COVERCLE DE RADIATEUR

**ELECTRICAL SYSTEM
ELECTRICITE SYSTEME**

Fig.No. **A520**
ALTERNATOR
ALTERNATEUR

Fig.No. **A525**
ALTERNATOR [COMPONENT PARTS]
ALTERNATEUR [PARTIES COMPOSANTES]

Fig.No. **A540**
STARTER
DEMARREUR

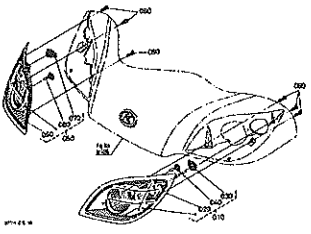
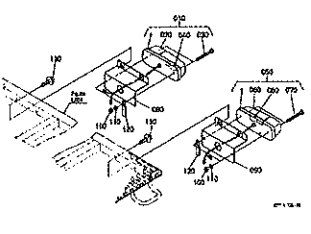
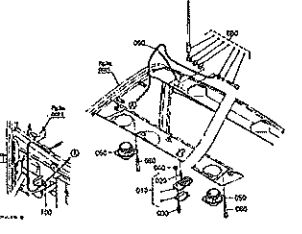
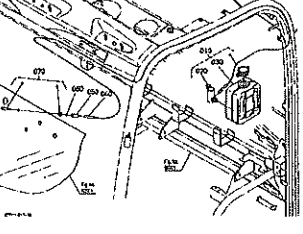
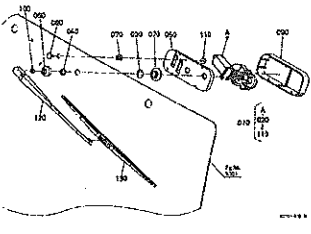
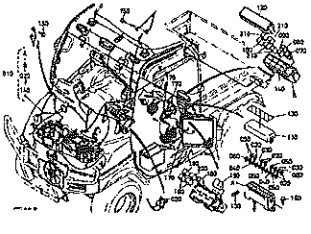
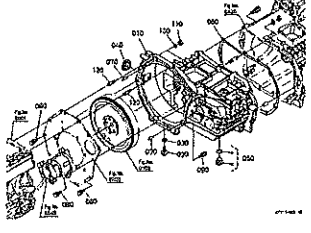
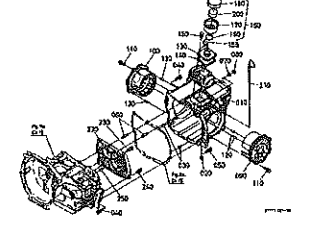
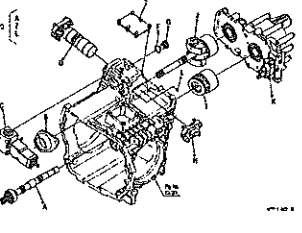
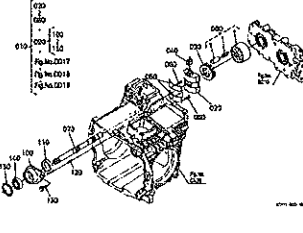
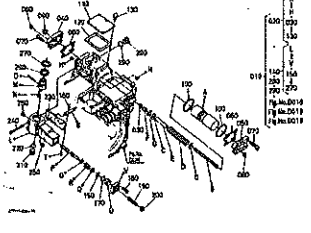
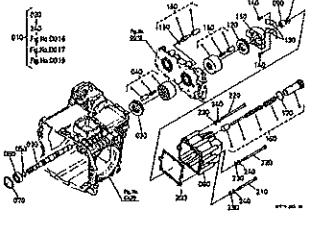
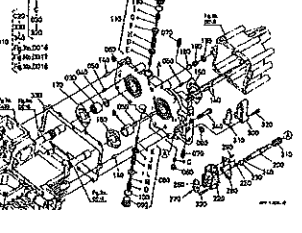
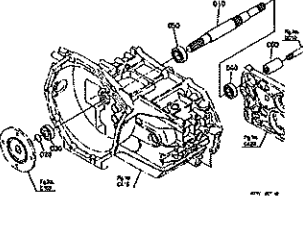
Fig.No. **A545**
STARTER [COMPONENT PARTS]
DEMARREUR [PARTIES COMPOSANTES]

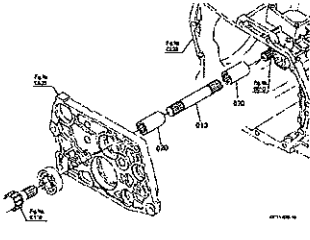
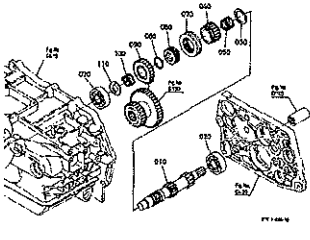
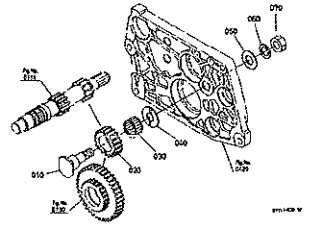
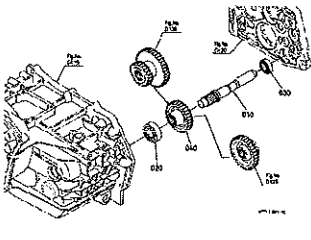
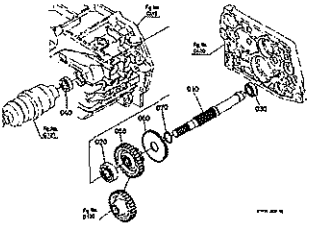
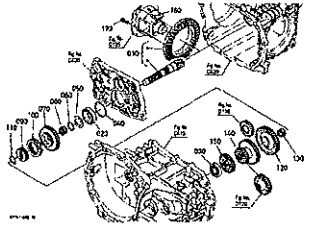
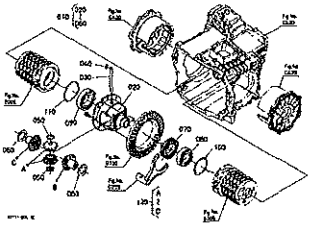
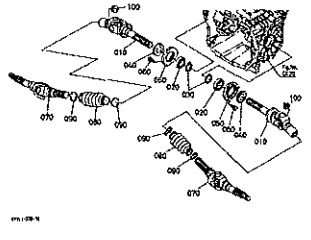
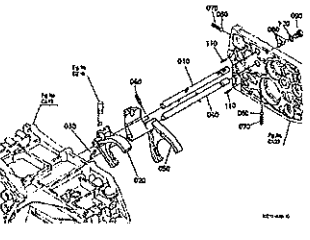
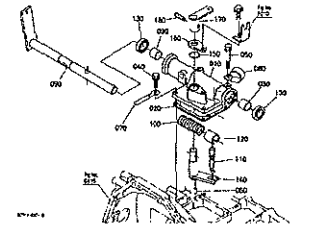
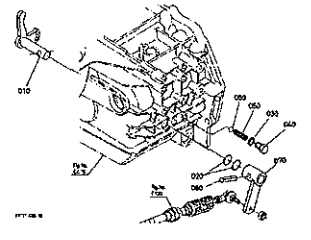
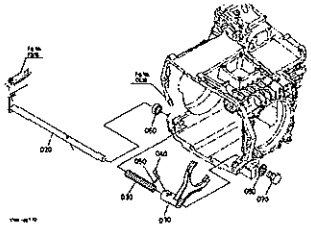
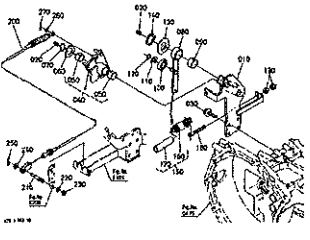
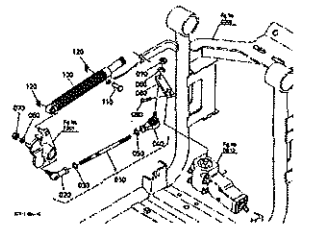
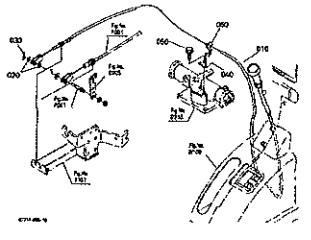
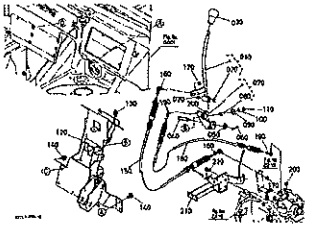
Fig.No. **A550**
BATTERY
BATTERIE

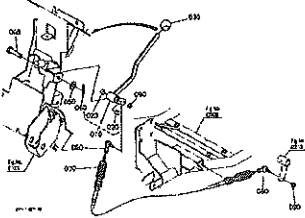
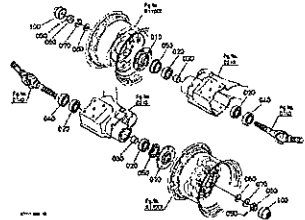
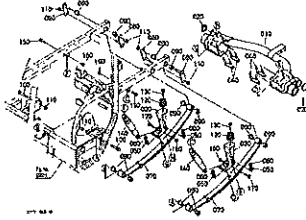
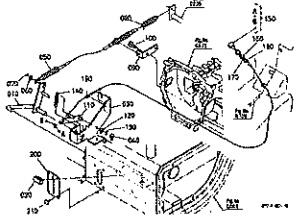
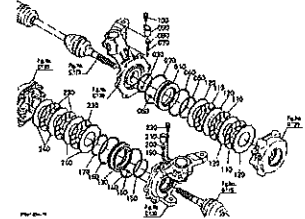
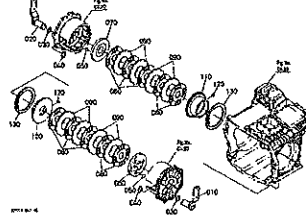
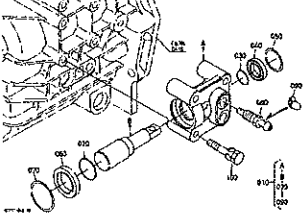
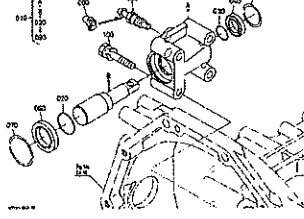
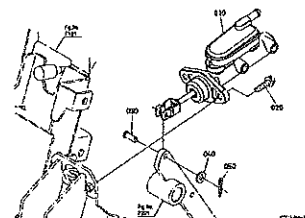
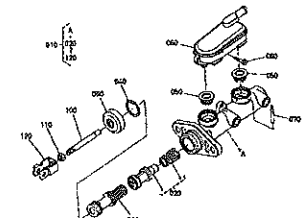
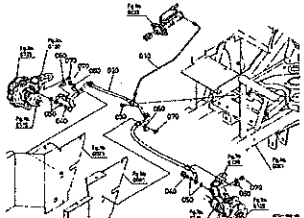
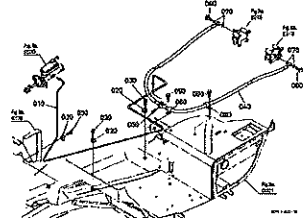
Fig.No. **B105**
SWITCH/SENSOR
COMMUTATEUR/DETECTEUR

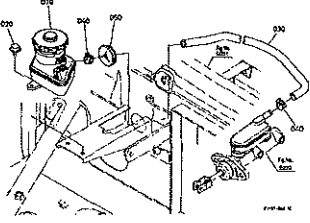
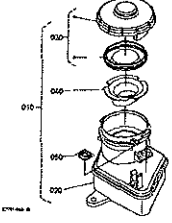
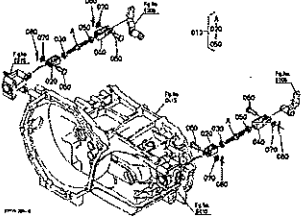
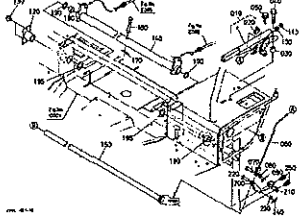
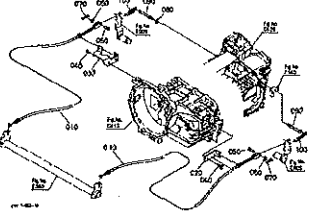
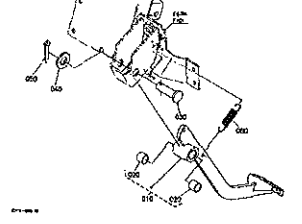
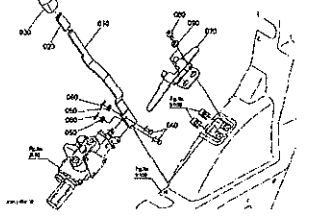
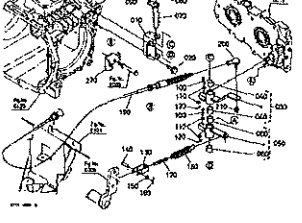
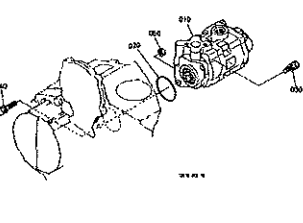
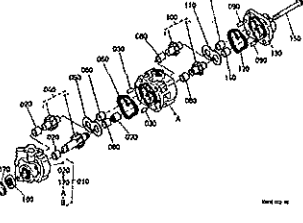
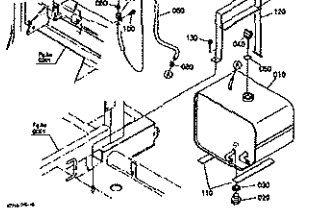
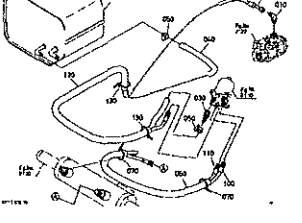
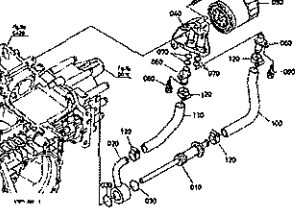
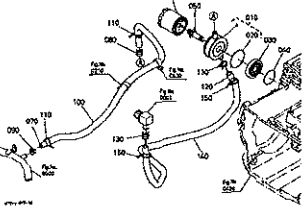
Fig.No. **B120**
PANEL BOARD
TABLEAU DE BORD

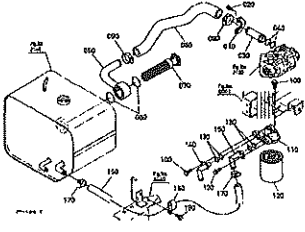
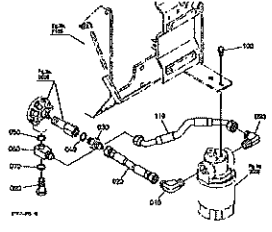
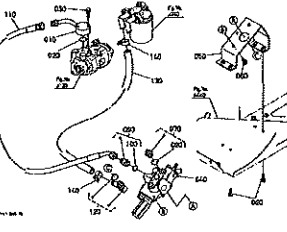
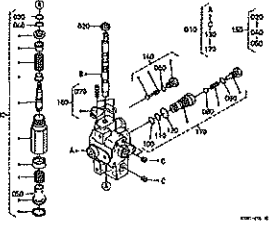
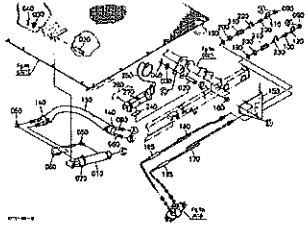
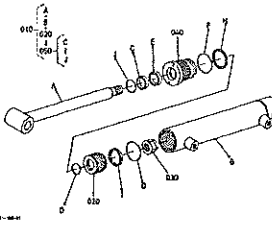
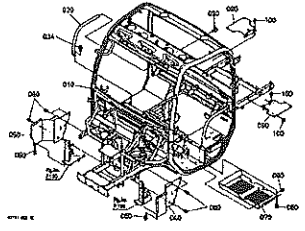
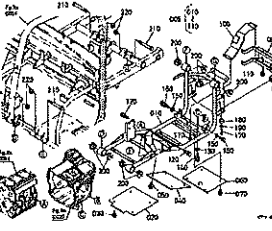
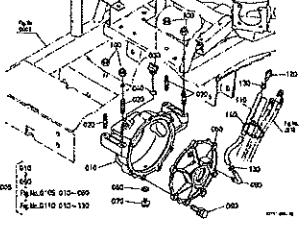
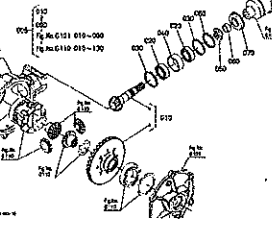
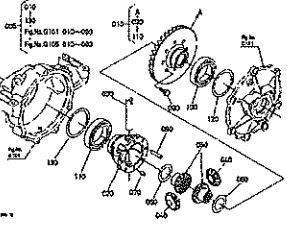
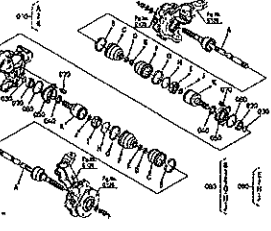
Fig.No. **B130**
BRAKE SWITCH
FREIN DE COMMUTATEUR

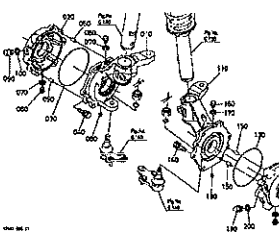
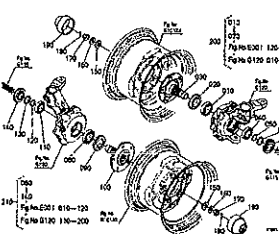
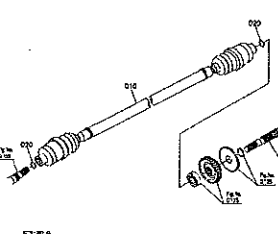
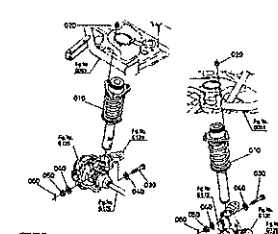
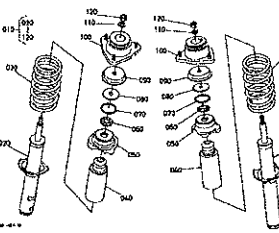
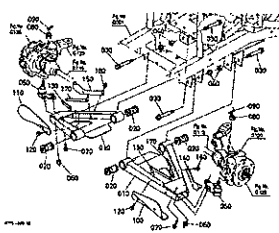
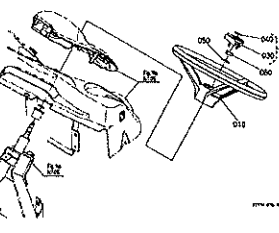
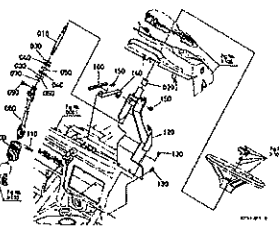
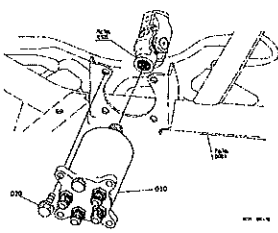
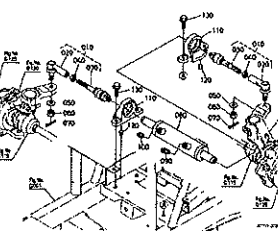
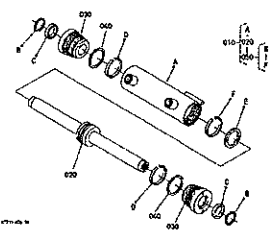
<p>Fig.No. B301 HEAD LIGHT PHARE</p> 	<p>Fig.No. B305 TAIL LIGHT FEU D'ARRIERE</p> 	<p>Fig.No. B415 SPEAKER AND ANTENNA ANNONCEUR ET ANTENNE</p> 	<p>Fig.No. B420 WASHER TANK CUVE DE LAVAGE</p> 
<p>Fig.No. B430 WIPER ESSUIE-GLACE</p> 	<p>Fig.No. B501 ELECTRICAL WIRING FAISCEAU ELECTRIQUE</p> 		
<p>TRANSMISSION TRANSMISSION</p>			
<p>Fig.No. C415 FRONT CASE CARTER AVANT</p> 	<p>Fig.No. C420 TRANSMISSION CASE CARTER DE TRANSMISSION</p> 	<p>Fig.No. D010 HST HST</p> 	<p>Fig.No. D016 HST 1 [COMPONENT PARTS] HST 1 [PARTIES COMPOSANTES]</p> 
<p>Fig.No. D017 HST 2 [COMPONENT PARTS] HST 2 [PARTIES COMPOSANTES]</p> 	<p>Fig.No. D018 HST 3 [COMPONENT PARTS] HST 3 [PARTIES COMPOSANTES]</p> 	<p>Fig.No. D019 HST 4 [COMPONENT PARTS] HST 4 [PARTIES COMPOSANTES]</p> 	<p>Fig.No. D101 INPUT SHAFT ARBRE D'ENTREE</p> 

<p>Fig.No. D105 PROPELLER SHAFT ARBRE DE TRANSMISSION</p> 	<p>Fig.No. D110 RANGE GEAR SHAFT ARBRE DE CHANGEMENT DE GAMME</p> 	<p>Fig.No. D115 REVERSE SHAFT ARBRE DE MARCHE ARRIERE</p> 	<p>Fig.No. D120 IDLE SHAFT ARBRE DE MARCHE</p> 
<p>Fig.No. D125 FRONT WHEEL PROPELLER SHAFT ARBRE D'ENTRAINEMENT AVANT</p> 	<p>Fig.No. D130 SPIRAL BEVEL PINION PIGNON CONIQUE</p> 	<p>Fig.No. D135 REAR DIFFERENTIAL DIFFERENTIEL ARRIERE</p> 	<p>Fig.No. D140 REAR WHEEL PROPELLER SHAFT ARBRE D'ENTRAINEMENT ARRIERE</p> 
<p>SPEED CHANGE VARIATION DE VITESSE</p>			
<p>Fig.No. D205 RANGE GEAR SHIFT FORK FOURCHETTE DE CHANGEMENT DE GAMME</p> 	<p>Fig.No. D210 RANGE GEAR ARM BRAS DE CHANGEMENT DE GAMME</p> 	<p>Fig.No. D215 FRONT WHEEL DRIVE ARM BRAS DE TRACTION AVANT</p> 	<p>Fig.No. D225 DIFFERENTIAL LOCK SHIFT FORK FOURCHETTE DE BLOCAGE DIFFERENTIEL</p> 
<p>Fig.No. F001 SPEED CHANGE LEVER LEVIER DE VITESSE-CHANGEMENT</p> 	<p>Fig.No. F005 SPEED CHANGE ROD TIGE DE VITESSE-CHANGEMENT</p> 	<p>Fig.No. F010 SPEED CHANGE WIRE CABLE DE VITESSE-CHANGEMENT</p> 	<p>Fig.No. F101 MAIN GEAR SHIFT LEVER LEVIER DE CHANGEMENT DE VITESSES PRINCIPAL</p> 

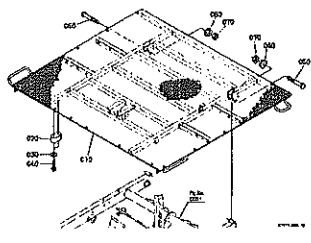
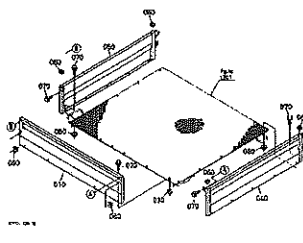
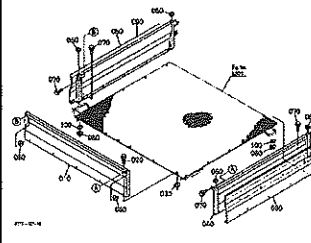
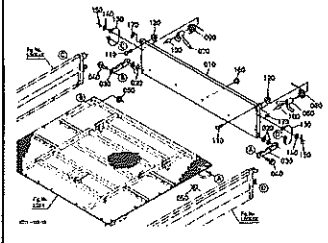
<p>Fig.No. F120 FRONT WHEEL DRIVE LEVER LEVIER DE TRACTION AVANT</p> 			
<p>REAR AXLE PONT ARRIERE</p>			
<p>Fig.No. D301 REAR AXLE ESSIEU ARRIERE</p> 	<p>Fig.No. D310 REAR SUSPENSION SUSPENSION ARRIERE</p> 	<p>Fig.No. F205 DIFFERENTIAL LOCK PEDAL PEDALE DE VERROUILLAGE DU DIFFERENTIEL</p> 	
<p>BRAKE FREIN</p>			
<p>Fig.No. E001 FRONT BRAKE FREIN AVANT</p> 	<p>Fig.No. E005 REAR BRAKE FREIN ARRIERE</p> 	<p>Fig.No. E010 BRAKE CYLINDER(LEFT) CYLINDRE DE FREIN(CAUCHE)</p> 	<p>Fig.No. E015 BRAKE CYLINDER(RIGHT) CYLINDRE DE FREIN(DROITE)</p> 
<p>Fig.No. E020 BRAKE MASTER CYLINDER MAITRE CYLINDRE DE FREIN</p> 	<p>Fig.No. E025 BRAKE MASTER CYLINDER (COMPONENT PARTS) MAITRE CYLINDRE DE FREIN (PARTIES COMPOSANTES)</p> 	<p>Fig.No. E030 BRAKE OIL LINE(FRONT) CIRCUIT D'HUILE FREIN(AVANT)</p> 	<p>Fig.No. E035 BRAKE OIL LINE(REAR) CIRCUIT D'HUILE FREIN(ARRIERE)</p> 

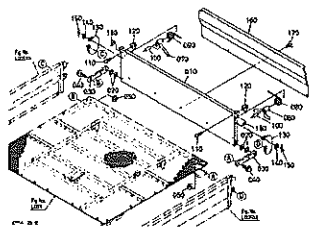
<p>Fig.No. E040 BRAKE OIL TANK RESERVOIR D'HUILE DE FREIN</p> 	<p>Fig.No. E045 BRAKE OIL TANK [COMPONENT PARTS] RESERVOIR D'HUILE DE FREIN [PARTIES COMPOSANTES]</p> 	<p>Fig.No. E050 BRAKE ROD TIGE DE FREIN</p> 	<p>Fig.No. E060 PARKING BRAKE LEVER LEVIER DE FREIN DE STATIONNEMENT</p> 
<p>Fig.No. E065 PARKING BRAKE WIRE CABLE DE FREIN DE STATIONNEMENT</p> 	<p>Fig.No. F201 BRAKE PEDAL PEDALE DE FREIN</p> 		
<p>HYDRAULIC SYSTEM HYDRAULIQUE SYSTEME</p>			
<p>Fig.No. F130 LIFT LEVER LEVIER DE RELEVAGE</p> 	<p>Fig.No. F140 BYPASS VALVE LINK BIELLE D'SOUPAPE DE DERIVATION</p> 	<p>Fig.No. J120 HYDRAULIC PUMP POMPE HYDRAULIQUE</p> 	<p>Fig.No. J125 HYDRAULIC PUMP [COMPONENT PARTS] POMPE HYDRAULIQUE [PARTIES COMPOSANTES]</p> 
<p>Fig.No. J140 HYDRAULIC TANK RESERVOIR A HYDRAULIQUE</p> 	<p>Fig.No. J215 HYDRAULIC OIL LINE(STEERING) CIRCUIT D'HUILE HYDRAULIQUE(DIRECTION)</p> 	<p>Fig.No. J235 HYDRAULIC OIL LINE(HST) CIRCUIT D'HUILE HYDRAULIQUE(HST)</p> 	<p>Fig.No. J240 HYDRAULIC OIL LINE(OIL COOLER) CIRCUIT D'HUILE HYDRAULIQUE(REFROIDISSEUR)</p> 

<p>Fig.No. J250 HYDRAULIC OIL LINE(TANK) CIRCUIT D'HUILE HYDRAULIQUE(RESERVOIR)</p> 	<p>Fig.No. J260 HYDRAULIC OIL LINE(OIL FILTER) CIRCUIT D'HUILE HYDRAULIQUE(FILTRE D'HUILE)</p> 	<p>Fig.No. J410 REMOTE CONTROL VALVE DISTRIBUTEUR AUXILIAIRE</p> 	<p>Fig.No. J415 REMOTE CONTROL VALVE [COMPONENT PARTS] CONTROLE DES VALVES AUX.[PARTIES COMPOSANTES]</p> 
<p>Fig.No. K105 LIFT CYLINDER CYLINDRE DE RELEVAGE</p> 	<p>Fig.No. K110 LIFT CYLINDER [COMPONENT PARTS] CYLINDRE DE RELEVAGE [PARTIES COMPOSANTES]</p> 		
<p>CHASSIS CHASSIS</p>			
<p>Fig.No. G001 MAIN FRAME CHASSIS PRINCIPAL</p> 	<p>Fig.No. G005 TRANSMISSION FRAME CHASSIS TRANSMISSION</p> 		
<p>FRONT AXLE PONT AVANT</p>			
<p>Fig.No. G101 FRONT AXLE CASE CARTER DE PONT AVANT</p> 	<p>Fig.No. G105 DIFFERENTIAL GEAR SHAFT DEMI ARBRE PONT AVANT</p> 	<p>Fig.No. G110 FRONT DIFFERENTIAL DIFFERENTIEL AVANT</p> 	<p>Fig.No. G115 FRONT DRIVE SHAFT DEMI ARBRE AVANT</p> 

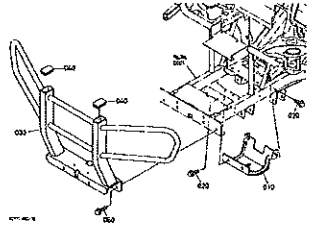
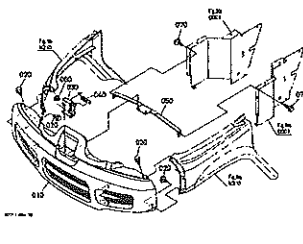
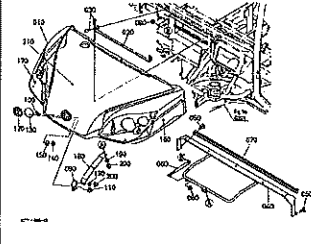
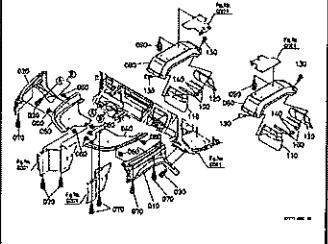
<p>Fig.No. G120 FRONT AXLE CASE CARTER REDUCTEUR AVANT</p> 	<p>Fig.No. G125 FRONT AXLE ESSIEU AVANT</p> 	<p>Fig.No. G127 FRONT DRIVE SHAFT ARBRE DE ENTRAINEMENT AVANT</p> 	<p>Fig.No. G130 FRONT SUSPENSION SUSPENSION AVANT</p> 
<p>Fig.No. G135 FRONT SUSPENSION [COMPONENT PARTS] SUSPENSION AVANT [PARTIES COMPOSANTES]</p> 	<p>Fig.No. G140 FRONT SUSPENSION ARM BRAS DE SUSPENSION AVANT</p> 		
<p>STEERING WHEEL VOLANT DE DIRECTION</p>			
<p>Fig.No. H101 STEERING HANDLE COLONNE DE DIRECTION</p> 	<p>Fig.No. H105 STEERING POST COLONNE DE DIRECTION</p> 	<p>Fig.No. H110 STEERING CONTROLLER SERVO DIRECTION</p> 	<p>Fig.No. H120 STEERING CYLINDER CYLINDRE DE DIRECTION</p> 
<p>Fig.No. H125 STEERING CYLINDER [COMPONENT PARTS] CYLINDRE DE DIRECTION [PARTIES COMPOSANTES]</p> 			

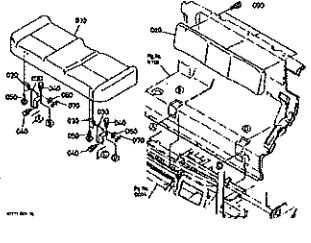
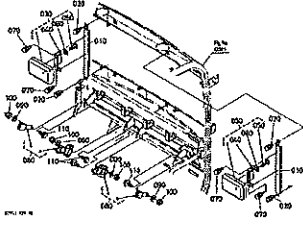
**CARGO BED
BENNE DE CHARGEMENT**

<p>Fig.No. L001 BOX BASE CORPS DE BOITE</p> 	<p>Fig.No. L00501 BOX PLATE PLAQUE DE BOITE</p> 	<p>Fig.No. L00502 BOX PLATE PLAQUE DE BOITE</p> 	<p>Fig.No. L01001 BOX GATE GRILLE DE BOITE</p> 
--	--	---	---

<p>Fig.No. L01002 BOX GATE GRILLE DE BOITE</p> 			
--	--	--	--

**BONNET(HOOD)
CAPOT**

<p>Fig.No. M100 FRONT GUARD PROTECTION AVANT</p> 	<p>Fig.No. M103 FRONT BUMPER PARE-CHOC AVANT</p> 	<p>Fig.No. M105 BONNET CAPOT SUPERIEUR</p> 	<p>Fig.No. M210 FENDER AILE</p> 
---	---	--	--

<p>Fig.No. M220 SEAT SIEGE</p> 	<p>Fig.No. M222 HEADREST APPUI TETE</p> 		
---	--	--	--

**CABIN
CABINE**

Fig.No. N105

PANEL COVER

COUVERLE DE PANNEAU

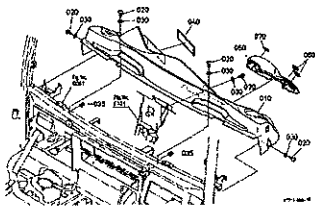


Fig.No. N107

PANEL UNDER COVER

COUVERLE DE PANNEAU SOUS

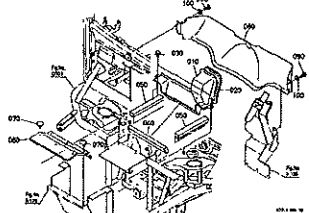


Fig.No. N109

CENTER COVER

COUVERLE DE CENTRE

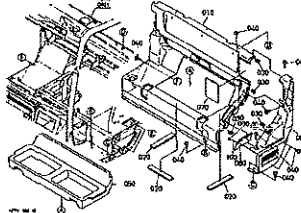


Fig.No. N11501

DOOR LH

PORTIERE GAUCHE

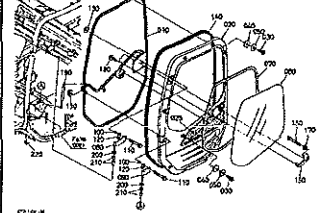


Fig.No. N11502

DOOR LH

PORTIERE GAUCHE

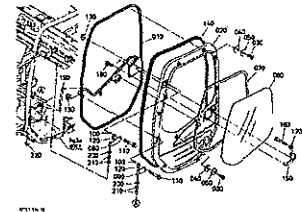


Fig.No. N12001

DOOR RH

PORTIERE DROITE

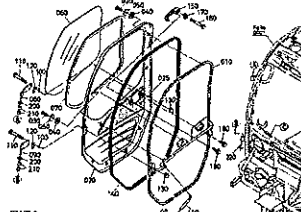


Fig.No. N12002

DOOR RH

PORTIERE DROITE

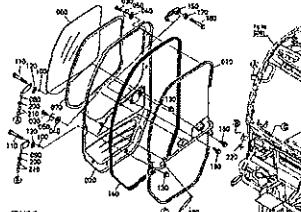


Fig.No. N130

DOOR LOCK LH

SERRURE DE PORTIERE GAUCHE

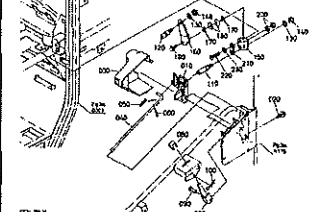


Fig.No. N140

DOOR LOCK RH

SERRURE DE PORTIERE DROITE

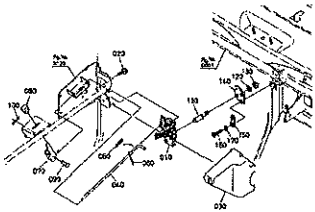


Fig.No. N145

INNER ROOF

TOIT INTERNE

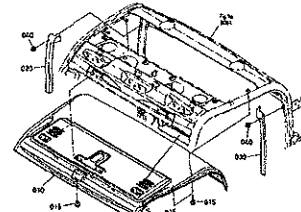


Fig.No. N150

OUTER ROOF

TOIT EXTERNE

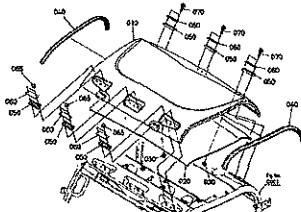


Fig.No. N170

FLOOR MAT

TAPIS

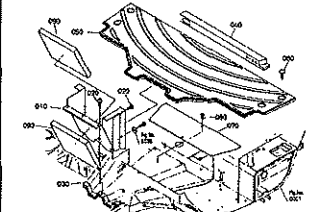


Fig.No. N172

NOISE SUPPRESSION

MODIFICATION INSONORE

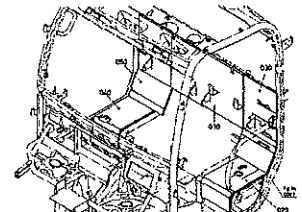


Fig.No. N175

INSULATION PLATE 1 (CENTER)

PLAQUE D'ISOLATION 1 (CENTRAL)

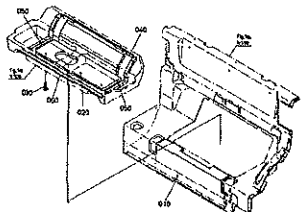


Fig.No. N176

INSULATION PLATE 2 (DUCT)

PLAQUE D'ISOLATION 2 (CONDUITE)

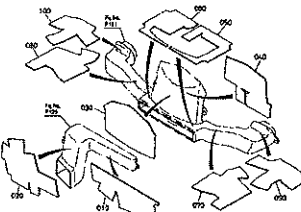
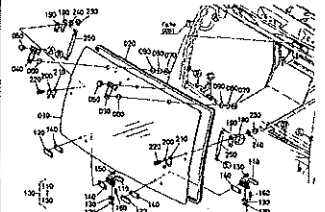
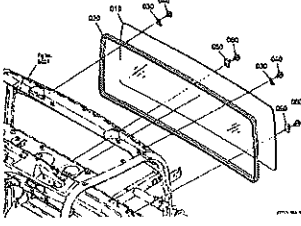
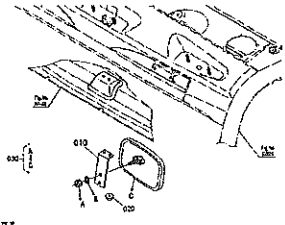
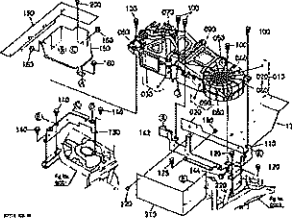
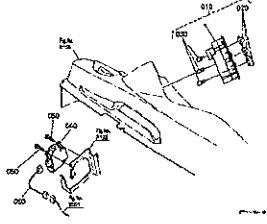
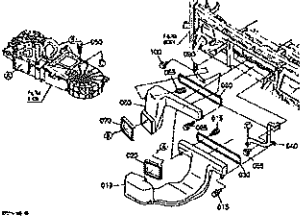
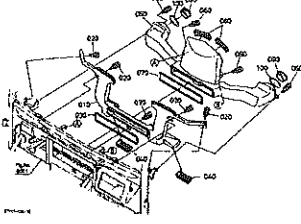
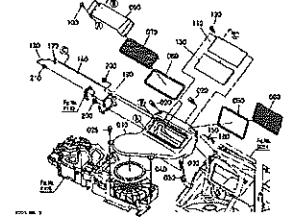
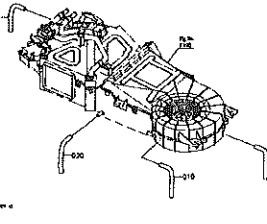
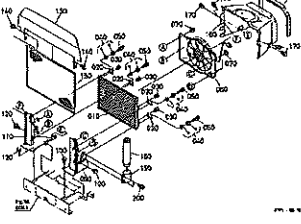
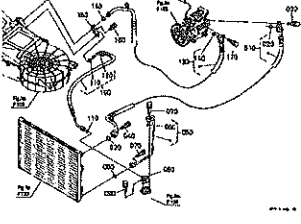
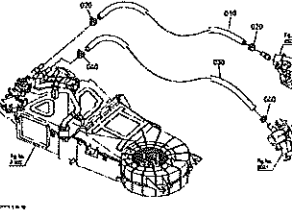
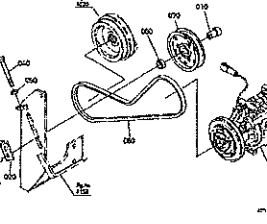
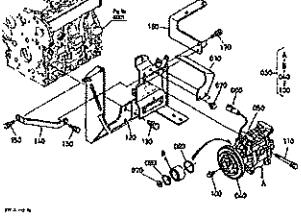


Fig.No. N201

FRONT GLASS

GLACE AVANT



<p>Fig.No. N225 HATCH BACK GLASS GLACE DE ARRIERE</p> 	<p>Fig.No. N301 ROOM MIRROR MIROIR DE CABINE</p> 		
<p>AIR CONDITIONER AIR CONDITIONNEUR</p>			
<p>Fig.No. P105 AIR CONDITIONER AIR CONDITIONNEUR</p> 	<p>Fig.No. P110 AIR CONDITIONER OPERATION OPERATION DU AIR CONDITIONNEUR</p> 	<p>Fig.No. P120 AIR CONDITIONER DUCT 1 (FRONT) CONDUITE DE AIR CONDITIONNEUR 1 (AVANT)</p> 	<p>Fig.No. P121 AIR CONDITIONER DUCT 2 (REAR) CONDUITE DE AIR CONDITIONNEUR 2 (ARRIERE)</p> 
<p>Fig.No. P122 BLOWER DUCT CONDUIT DE SOUFFLANTE</p> 	<p>Fig.No. P125 DRAIN HOSE(AIR CONDITIONER) TUYAU DE DRAINAGE(AIR CONDITIONNEUR)</p> 	<p>Fig.No. P130 CONDENSER CONDENSATEUR</p> 	<p>Fig.No. P140 AIR CONDITIONER HOSE TUYAU DE AIR CONDITIONNEUR</p> 
<p>Fig.No. P145 HEATER HOSE TUYAU DE CHAUFFAGE</p> 	<p>Fig.No. P150 TENSION PULLEY POULIE DE TENSION</p> 	<p>Fig.No. P155 COMPRESSOR COMPRESSEUR</p> 	

**FRONT/REAR TIRE
AVANT/ARRIERE PNEU**

Fig.No. R10101

FRONT WHEEL(25*10-12)

ROUE AVANT(25*10-12)

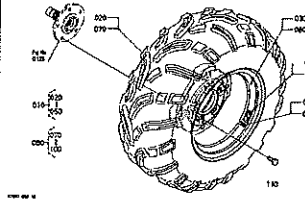


Fig.No. R10102

FRONT WHEEL(25*10-12)

ROUE AVANT(25*10-12)

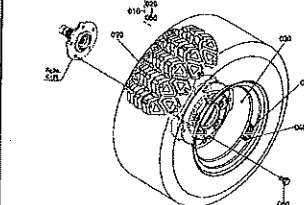


Fig.No. R10103

FRONT WHEEL(25*12-12)

ROUE AVANT(25*12-12)

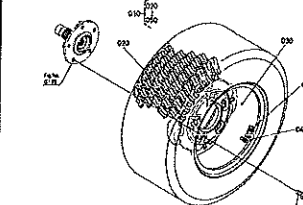


Fig.No. R11001

REAR WHEEL(25*11-12)

ROUE ARRIERE(25*11-12)

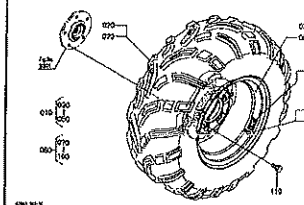


Fig.No. R11002

REAR WHEEL(25*10-12)

ROUE ARRIERE(25*10-12)

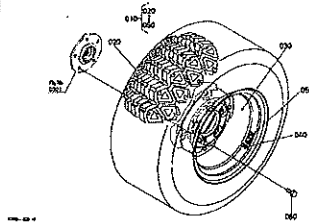
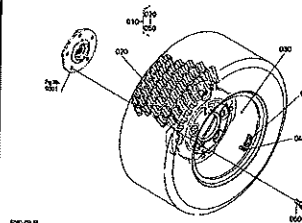


Fig.No. R11003

REAR WHEEL(25*12-12)

ROUE ARRIERE(25*12-12)



**LABELS
ETIQUETTES**

Fig.No. S110

LABEL(FRONT)

ETIQUETTE(AVANT)

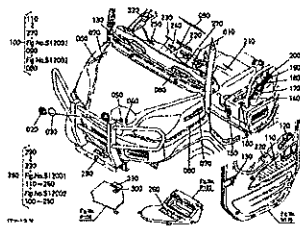


Fig.No. S12001

LABEL(REAR)

ETIQUETTE(ARRIERE)

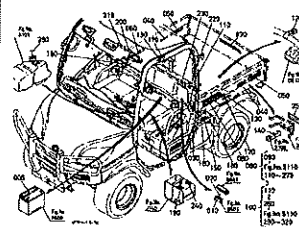
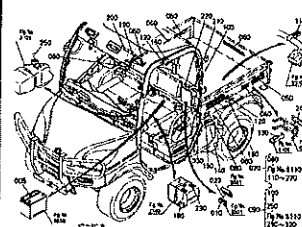


Fig.No. S12002

LABEL(REAR)

ETIQUETTE(ARRIERE)



**ACCESSORIES AND SERVICE PARTS
ACCESSOIRES ET PIECES DE SERVICE**

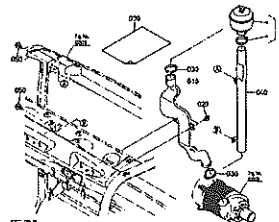
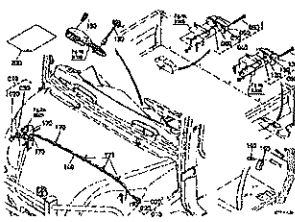
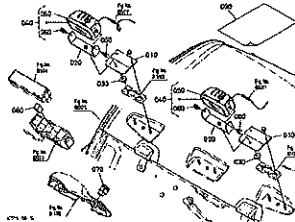
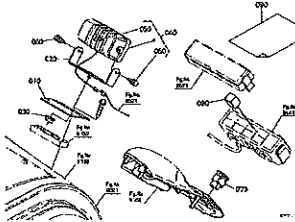
Fig.No. T105

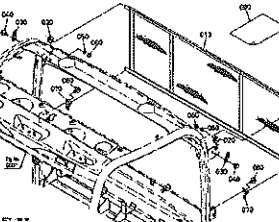
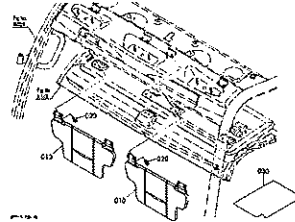
ACCESSORIES AND SERVICE PARTS

ACCESSOIRES ET PIECES DE SERVICE

ACCESSORIES AND SERVICE PARTS
ACCESSOIRES ET PIECES DE SERVICE
SONTIGES ZUBEHOER UND SERVICE-TEILE
ACCESORIOS Y SERVICIO PIEZAS
ACCESSORI E SERVIZIO PARTI

**OPTION
OPTION**

<p>Fig.No. U011 HIGH POSITION AIR INTAKE KIT (W/G No.V4275) [OPTION] ADMISSION D'AIR D'HAUTE POSITION (No.de M/E V4275) [OPTION]</p> 	<p>Fig.No. U133 TURN SIGNAL LIGHT/HAZARD LIGHT KIT (W/G No.V4257) [OPTION] FEUX CLIGNOTANTS/FEUX DE DETRESSE (No.de M/E V4257) [OPTION]</p> 	<p>Fig.No. U138 WORK LIGHT KIT (FRONT) (W/G No.V4282) [OPTION] PHARES DE TRAVAIL (AVANT) (No.de M/E V4282) [OPTION]</p> 	<p>Fig.No. U139 WORK LIGHT KIT (REAR) (W/G No.V4283) [OPTION] PHARES DE TRAVAIL (ARRIERE) (No.de M/E V4283) [OPTION]</p> 
---	--	---	---

<p>Fig.No. U917 REAR UTILITY NET (W/G No.V4258) [OPTION] FILET DE UTILITAIRE ARRIERE (No.de M/E V4258) [OPTION]</p> 	<p>Fig.No. U925 SUNVISOR (W/G No.V4286) [OPTION] PARE-SOLEIL (No.de M/E V4286) [OPTION]</p> 		
---	---	--	--

--	--	--	--

--	--	--	--

ALPHABETICAL INDEX

MODEL : RTV1100

PART NAME	PAGE	PART NAME	PAGE
-4-		BOX LEFT PLATE.....	129
4WD SELECT LEVER.....	73	BOX RIGHT PLATE.....	130
-A-		BRACKET.....	130
ABSORBER.....	135	BRAKE.....	96
ACCELERATOR PEDAL.....	32	BRAKE CYLINDER.....	77
ACCELERATOR WIRE.....	90		78
	92	BRAKE DISK.....	79
ACCESSORIES.....	178		80
ACTUATOR.....	78	BRAKE LAMP SWITCH.....	77
ADAPTER.....	114	BRAKE MASTER CYLINDER.....	78
	119	BRAKE MASTER CYLINDER [COMPONENT PARTS].....	81
	124	BRAKE PEDAL.....	82
	126	BREATHING.....	97
AIR BLEEDER.....	77		101
	79	BREATHING PIPE.....	118
	80		55
AIR CLEANER.....	28	BREATHING TUBE.....	101
	179	BREATHING ELEMENT.....	5
AIR CLEANER ELEMENT, OUTER.....	28	BREATHING BULB.....	55
AIR CLEANER SUPPORT.....	28		48
AIR FILTER, INNER.....	28		49
AIR FILTER, OUTER.....	28		50
AIR-CON. COMPRESSOR.....	167		158
AIR-CON. DISCHARGE HOSE.....	164		180
AIR-CON. RECEIVER TANK.....	163		180
AIR-CON. LIQUID HOSE.....	164		181
AIR-CON. SUCTION HOSE.....	164		182
AIR-CONDITIONER.....	157	BUMPER.....	134
ALTERNATOR.....	40	BYPASS VALVE LINK.....	96
ALTERNATOR [COMPONENT PARTS].....	41		
ANTENNA.....	50	-C-	
ASSY PIPE, BREATHING.....	55	CABLE, ACCEL.....	32
AUX. CONTROL VALVE.....	124	CAM GEAR.....	9
	125	CAMSHAFT.....	9
AXLE, FRONT.....	106	CAMSHAFT IDLE GEAR.....	9
AXLE, REAR.....	75	CARTRIDGE, OIL FILTER.....	6
			86
-B-			120
BALL JOINT.....	110		121
BATTERY CABLE.....	44		122
BATTERY GROUND CABLE.....	44	CENTER COVER.....	141
BEARING CASE COVER.....	8	COMBINATION LAMP LH.....	180
BELT.....	40	COMBINATION LAMP RH.....	180
BEVEL GEAR.....	68	COMBINATION SWITCH.....	46
	69		180
	102	COMPRESSOR.....	167
	103	COMPRESSOR BRACKET.....	167
BLEEDER.....	77	CONDENSER.....	163
	80	CONNECTING ROD.....	10
BONNET.....	135	CONNECTING ROD BEARING.....	10
BONNET DAMPER.....	135	COVER.....	140
BONNET, SIDE.....	130	COVER PANEL.....	139
BOOT.....	82	COWLING, SIDE.....	130
BOX BASE.....	128	CRANKCASE.....	1
BOX FRONT PLATE.....	129	CRANKPIN METAL.....	10
	130	CRANKSHAFT.....	10
BOX GATE PLATE.....	131	CRANKSHAFT GEAR.....	10
	132	CRANKSHAFT METAL.....	8

ALPHABETICAL INDEX

MODEL : RTV1100

PART NAME	PAGE	PART NAME	PAGE
CRANKSHAFT METAL.....	10	FENDER STAY.....	99
CUSHION.....	33	FLASHER UNIT.....	180
	95	FLOOR MAT.....	150
CYLINDER HEAD.....	3	FLYWHEEL.....	12
	115	FORK LEVER.....	16
CYLINDER HEAD COVER.....	5	FORK ROD, SUB.....	71
CYLINDER HEAD COVER GASKET.....	5	FRICITION PLATE.....	77
CYLINDER HEAD GASKET.....	3		78
-D-		FRONT AXLE.....	106
DAMPER.....	142	FRONT BRAKE PIPE.....	83
	143	FRONT CASE.....	54
	144		101
	145		102
DAMPER COMP.	109		103
DASHBOARD.....	46	FRONT DIFFERENTIAL.....	103
DECALS.....	174	FRONT DRIVE GEAR.....	67
	176	FRONT DRIVE IDLE GEAR.....	66
	177	FRONT DRIVE IDLE SHAFT.....	66
DIFFERENTIAL.....	69	FRONT DRIVE SHAFT.....	67
	103	FRONT GUARD.....	133
DIFFERENTIAL CASE, FRONT.....	103	FRONT LOWER ARM.....	110
DIFFERENTIAL CASE, REAR.....	69	FRONT WHEEL.....	169
DIFFERENTIAL GEAR.....	103		170
DIFFERENTIAL LOCK PEDAL.....	74	FRONT WHEEL DRIVE SHAFT.....	104
	98	FUEL CAMSHAFT.....	13
DIFFERENTIAL LOCK SHIFT FORK.....	74	FUEL FILTER.....	34
DIFFERENTIAL, FRONT.....	103	FUEL GAUGE SENSOR.....	45
DIFFERENTIAL, REAR.....	69	FUEL HOSE.....	20
DIPSTICK.....	7	FUEL PUMP.....	20
	55	FUEL PUMP COVER.....	20
	101	FUEL TANK.....	33
DOOR LICK RH.....	147	FUEL TANK CAP.....	33
DOOR LOCK LH.....	146	FUEL TANK SUPPORT.....	118
DRAIN HOSE.....	162	FUEL TUBE.....	18
DRIVE SHAFT.....	104		20
DUCT.....	159		34
	160	FUSE.....	53
-E-		-G-	
EARTH CORD.....	44	GASKET KIT, LOWER.....	31
ENGINE HOOK.....	3	GASKET KIT, UPPER.....	30
ENGINE STOP LEVER.....	14	GASKET, CYLINDER HEAD.....	3
	17	GASKET, EXHAUST MANIFOLD.....	27
ENGINE STOP SOLENOID.....	39	GASKET, INTAKE MANIFOLD.....	26
ENGINE WIRE.....	90	GASKET, MUFFLER.....	29
	92	GATE BRACKET.....	131
EVACUATOR VALVE, AIR CLEANER.....	28		132
EVAPORATOR.....	157	GATE COVER.....	132
EXHAUST MANIFOLD.....	27	GEAR CASE.....	4
EXHAUST MANIFOLD GASKET.....	27	GEAR CASE COVER.....	4
EXHAUST PIPE.....	29	GEAR CASE GASKET.....	4
EXHAUST VALVE.....	25	GEAR SHAFT, SUB.....	64
EXHAUST VALVE GUIDE.....	3	GLOW PLUG.....	18
-F-		GLOW PLUG CORD.....	18
FAN BELT DRIVE PULLEY.....	40	GOVERNOR.....	16
FAN PULLEY.....	40	GOVERNOR ADJUSTING BOLT.....	14
FENDER FRONT.....	136	GOVERNOR GEAR.....	13
		GOVERNOR LEVER.....	17
		GOVERNOR SHAFT.....	13
		GOVERNOR WEIGHT.....	13
		GRILLE.....	160

ALPHABETICAL INDEX

MODEL : RTV1100

PART NAME	PAGE	PART NAME	PAGE
GRIP.....	94	INTAKE PIPE.....	28
	95		179
GUARD PLATE.....	100	INTAKE VALVE.....	25
GUARD, FRONT.....	133	INTAKE VALVE GUIDE.....	3
-H-		-J-	
HAZARD SWITCH.....	180	JOINT GUARD.....	110
HEAD COVER GASKET.....	5	-K-	
HEAD GASKET.....	3	KNUCKLE CASE.....	105
HEAD LAMP.....	48	KNUCKLE COVER.....	105
HEADREST COMP.....	138	KUBOTA LABEL.....	176
HEATER HOSE.....	165		177
HI-LO GEAR SHIFT LEVER.....	72	-L-	
HOLDER.....	92	LABEL.....	174
	154	LABELS.....	176
HOLDER LEVER PLATE.....	90		177
HOOD.....	135	LEAF SPRING.....	76
HOOD, SIDE.....	130	LIFT CYLINDER.....	126
HORN.....	45	LIFT CYLINDER[COMPONENT PARTS].....	127
HOSE, DISCHARGE.....	164	LIFT LEVER.....	95
HST.....	56	LIGHT SWITCH.....	46
	58		180
HST [COMPONENT PARTS].....	57	LIGHT, ROOM.....	50
HST LEVER DAMPER.....	91	LIGHT, WORK.....	181
HST PIPE.....	120		182
HST ROD.....	91	LINK BYPASS.....	96
HST[COMPONENT PARTS].....	57	LOWER GASKET KIT.....	31
HYD. AUX. CONTROL VALVE.....	124	-M-	
	125	MAGNETIC SWITCH.....	43
HYDRAULIC CYLINDER.....	126	MAIN BEARING.....	8
HYDRAULIC CYLINDER[COMPONENT PARTS].....	127		10
HYDRAULIC HOSE.....	123	MAIN BEARING CASE.....	8
	124	MAIN SWITCH.....	46
HYDRAULIC LIFT ARM.....	95	MAIN SWITCH KEY.....	46
HYDRAULIC OIL FILTER.....	86	MANIFOLD GASKET, EXHAUST.....	27
HYDRAULIC OIL FILTER[COMPONENT PARTS].....	120	MANIFOLD GASKET, INTAKE.....	26
HYDRAULIC OIL LINE, SUCTION.....	122	MANIFOLD, EXHAUST.....	27
HYDRAULIC PUMP.....	116	MANIFOLD, INLET.....	26
HYDRAULIC PUMP [COMPONENT PART].....	117	METAL KIT, ENGINE.....	11
-I-		METER.....	46
IDLE APPARATUS.....	14	MOTOR.....	157
IDLE GEAR.....	9	MUD GUARD.....	136
IDLE GEAR SHAFT.....	9	MUFFLER.....	29
IGNITION KEY.....	46	MUFFLER COVER.....	29
IGNITION SWITCH.....	46	MUFFLER GASKET.....	29
INJECTION PIPE.....	18	MUFFLER PIPE.....	29
INJECTION PUMP.....	15	-N-	
INJECTION PUMP GEAR.....	13	NEUTRAL LEVER.....	90
INLET VALVE.....	25	NOZZLE HOLDER.....	18
INNER ROOF.....	148	NOZZLE HOLDER[COMPONENT PARTS].....	19
INPUT SHAFT.....	62	-O-	
INSULATION.....	151		
	152		
	153		
INTAKE HOSE.....	28		
INTAKE MANIFOLD.....	26		
INTAKE MANIFOLD GASKET.....	26		

ALPHABETICAL INDEX

MODEL: RTV1100

PART NAME	PAGE	PART NAME	PAGE
OIL COOLER.....	121	REAR AXLE.....	75
OIL DRAIN PLUG.....	2	REAR BRACKET.....	76
OIL FILLER PLUG.....	5	REAR BRAKE HOSE.....	84
OIL FILTER.....	2	REAR BRAKE PIPE.....	84
	122	REAR BRAKE ROD.....	87
OIL FILTER CARTRIDGE.....	6	REAR DAMPER.....	76
	120	REAR DIFFERENTIAL.....	69
	121	REAR END PLATE.....	12
	122	REAR FENDER.....	136
OIL GAUGE.....	7	REAR WHEEL.....	172
	55		173
	101	REAR WINDOW.....	155
OIL GAUGE GUIDE.....	7	REGULATOR.....	58
OIL PAN.....	2	REGULATOR LEVER.....	91
OIL PIPING CLAMP.....	24	RELAY.....	53
OIL PRESSURE SENDING UNIT.....	21		181
OIL PUMP.....	4		182
OIL SEAL.....	102	RESERVE TANK.....	37
OIL SWITCH.....	21		85
OPERATOR'S MANUAL.....	178	REVERSE SHAFT.....	65
OUTER ROOF.....	149	REVOLUTION SENSOR.....	45
		RING GEAR.....	12
-P-		ROCKER ARM.....	25
PANEL.....	139	ROCKER ARM SHAFT.....	25
PANEL BOARD.....	46	ROLLER.....	13
PANEL COVER.....	139		43
	140	ROOM LIGHT.....	50
PAPER FILTER.....	161	ROOM MIRROR.....	156
PARKING BRAKE LEVER.....	88		
	94	-S-	
PARKING CABLE.....	89	SAFETY BELT.....	138
PARKING CABLE STAY.....	89	SAFETY SWITCH.....	45
PINION SHAFT.....	68	SEAT.....	137
	69	SEAT BELT.....	138
	102	SELECT CABLE.....	93
PISTON.....	10	SHAFT.....	57
	77		59
	127		161
PISTON AND RING KIT.....	11	SHIFT CABLE.....	93
PISTON PIN.....	10	SHIFT FORK, SUB.....	71
PISTON PIN BUSH.....	10	SHIFT LEVER.....	93
PISTON RING.....	10	SLEEVE.....	102
POWER STEERING.....	113	SPEAKER.....	50
PRESSURE SWITCH.....	164	SPEED CONTROL LEVER.....	17
PROPELLER SHAFT.....	63	SPEED CONTROL PLATE.....	17
	70	SPEED LEVER.....	90
	107	SPIRAL BEVEL PINION.....	68
PULLEY, TENSION.....	166		102
PUMP COVER.....	117	STARTER.....	42
PUSH ROD.....	9	STARTER[COMPONENT PARTS].....	43
	19	STEERING CYLINDER (COMPONENT PARTS).....	114
	82	STEERING CYLINDER[COMPONENT PARTS].....	115
-R-		STEERING POST.....	112
RADIATOR.....	36	STEERING SHAFT.....	112
RADIATOR CAP.....	35	STEERING WHEEL.....	111
	36	STEERING, POWER.....	113
RADIATOR COVER.....	38	STEP MAT.....	150
RADIATOR NET.....	36	STOP SOLENOID.....	39
RANGE GEAR SHIFT LEVER.....	72	STRUT.....	108
		STRUT [COMPONENT PARTS].....	109
		SUCTION PIPE.....	122

ALPHABETICAL INDEX

MODEL : RTV1100

PART NAME	PAGE	PART NAME	PAGE
SUCTION PUMP.....	116	WHEEL.....	172
SUN VISOR.....	184		173
SWITCH, HAND BRAKE.....	88	WHEEL AND TIRE.....	169
SWITCH, HAZARD.....	180		170
SWITCH, LIGHT.....	46		172
	180	WHEEL BOLT.....	173
SWITCH, WIPER.....	46		168
			169
-T-			170
			171
TAIL LAMP.....	49		172
TAPPET.....	9	WINDOW.....	173
TEMPERATURE SENDING UNIT.....	21	WIPER.....	154
	21	WIPER MOTOR.....	52
TENSION PULLEY.....	166	WIPER SWITCH.....	52
THERMO SENSOR.....	21	WIRE HARNESS.....	46
THERMOMETER SWITCH.....	21	WIRING HARNESS.....	53
THERMOSTAT.....	22	WORK LIGHT.....	180
THERMOSTAT COVER.....	22		181
TIE ROD.....	114		182
TIE ROD END.....	91	-Y-	
	114		
TIRE.....	168	YOKE.....	82
	169		
	170		
	171		
	172		
	173		
TRANSMISSION CASE.....	55		
TRANSMISSION GUARD.....	100		
-U-			
UNIVERSAL JOINT.....	112		
UPPER GASKET KIT.....	30		
-V-			
VALVE COVER.....	5		
VALVE GUIDE.....	3		
VALVE SPRING.....	25		
VALVE, EXHAUST.....	25		
VALVE, INTAKE.....	25		
-W-			
WASHER TANK.....	51		
WASHER TANK MOTOR.....	51		
WATER FLANGE.....	22		
WATER FLANGE GASKET.....	22		
WATER HOSE.....	35		
WATER PIPE.....	24		
	35		
WATER PUMP.....	23		
WATER PUMP FLANGE.....	23		
WATER RETURN HOSE.....	5		
	22		
	23		
WHEEL.....	168		
	169		
	170		
	171		

INDEX ALPHABETIQUE

MODELE : RTV1100

DESIGNATION	PAGE	DESIGNATION	PAGE
-A-			
ACCESSOIRES	178	BAGUE DE BIELLE	10
ACTUATER	78	BAGUE JOINT	102
ADAPTATEUR	114	BARRE D'ACCOUPEMENT	114
	119	BIELLE	10
	124	BIELLE METAL	10
	126	BIELLETTTE	87
AILE DE ARRIERE	136	BIELLETTTE D' SOUPAPE DE DERIVATION	96
AILE DE AVANT	136	BLOC MOTEUR	1
AIR-CON. COMPRESSEUR	167	BOUCHON DE RADIATEUR	35
AIR-CON. RESERVOIR	163		36
ALTERNATEUR	40	BOUCHON DE RESERVOIR A CARBURANT	33
ALTERNATEUR [PARTIES COMPOSANTES]	41	BOUCHON DE VIDANGE	2
AMORTISSEUR ARRIERE	76	BOUCHON REMPLIS HUILE	5
AMORTISSEUR COMP.	109	BOUGIE DE PRECHAUFFAGE	18
AMORTISSUR	142	BRAS AVANT	110
	143	BRAS DE RELEVAGE	95
	144	BRID DE TUBE	24
	145	BRIDE A EAU	22
	161	BRIDE DE POMPE A EAU	23
AMPOULE	48	-C-	
	48	CABLE	89
	49		93
	49	CABLE D'ACCELERATEUR	90
	50		92
	158	CABLE DE BATTERIE	44
	180	CABLE DE L'ACCELERAT	32
	180	CABLE DE MOTEUR	90
	180		92
	181	CABLE DE SELECTION	93
	182	CABLE DE TERRE	44
ANNEAU DE LEVAGE	3	CACHE-SOLEIL	184
ANNONCEUR	50	CALANDRE	160
ANTENNE	50	CAPOT	135
ARBRE	57	CAPOT DE DAMPER	135
	59	CAPOT LATERAL	130
	161	CARTER DE ARRIERE	69
ARBRE A GAMES	9	CARTER DE AVANT	54
	13	CARTER DE DIFFERENTIAL ARRIERE	69
ARBRE ARRIERE	65	CARTER DE DIFFERENTIEL AVANT	103
ARBRE DE DIRECTION	112	CARTER DE DISTRIBUTION	4
ARBRE DE ENGRENAGE	64	CARTER DE FUSEE	105
ARBRE DE MARCHE	66	CARTER DE PONT AVANT	103
ARBRE DE PIGNON FOU	9	CARTER DE TRANSMISSION	55
ARBRE DE REGULATEUR	13	CARTER D'HUILE	2
ARBRE DE ROUE AVANT	106	CARTER PONT AVANT	101
ARBRE DE TRANSMISSION	63		102
ARBRE D'ENTRAINEMENT	67		103
ARBRE D'ENTRAINEMENT DU PONT AVANT	104	CARTOUCHE D'HUILE	6
ARBRE D'ENTREE	62		86
ARBRE DU PIGNON	68		120
	69		121
	102		122
ARBRE MENANT	104	CARTOUCHE FILTRANTE	6
AVERTISSEUR	45		120
AXE D'ACCELERATEUR	17		121
AXE DE CULBUTEUR	25		122
AXE DE FOURCHETTE	71	CEINTURE DE MAINTIEN	138
AXE DE PISTON	10	CENTRALE CLIGNOTTANTE	180
		CHAPE	82
		CIRCUIT D'HUILE HYDRAULIQUE	122
-B-			

INDEX ALPHABETIQUE

MODELE: RTV1100

DESIGNATION	PAGE	DESIGNATION	PAGE
CLE DE CONTACTEUR.....	46	DISTRIBUTEUR AUXILIAIRE.....	125
CLIMATISATION D' AIR.....	157	DURITE DE HYDRAULIC.....	123 124
COLLECTEUR D' ADMISSION.....	26	-E-	
COLLECTEUR D' ECHAPPEMENT.....	27	ELECTROAIMANT.....	39
COLONNE DE DIRECTION.....	112	ELEMENT FILTRANT.....	28
COMBUSTIBLE DE UNITE.....	45	ENGRE, POMPE D' INJECTION.....	13
COMMUTEUR DE PRESSION.....	164	ENGRENAGE CONIQUE.....	68 69
COMMUTEUR DE SURETE.....	45		102
COMPRESSEUR.....	167		103
CONDENSATEUR.....	163	ENGRENAGE DE MARCHE.....	66
CONDUIT.....	159 160	ENGRENAGE DE REGULATEUR.....	13
CONTACTEUR.....	46	ENGRENAGE D' ENTRAINEMENT.....	67
CONTACTEUR A CLE.....	46	ENS. TUYAU REINFLARD.....	55
CORDON DE MONDE.....	44	ENSMBLE DE MOTEUR.....	51
CORPS DE BOITE.....	128	ENTRAINEMENT ARRIERE.....	70 107
COURONNE DE DEMARREUR.....	12	ESSUIE-GLASE.....	52
COURROIE.....	40	ETIQUETTE.....	174 176 177
COUSSIN.....	33 95	ETIQUETTE-KUBOTA.....	176 177
COUSSIN COMP.	138	EVAPORATEUR.....	157
COUSSINET DE BIELLE.....	10	-F-	
COUSSINET DE VILEBREQUIN.....	8 10	FAISC. DE FILS.....	53
COUV. THERMOSTAT.....	22	FENETRE ARRIERE.....	155
COUVERCLE.....	132 140	FIL DE BOUGIE PRECHAUFFAGE.....	18
COUVERCLE DE CENTRE.....	141	FILTRE A AIR.....	28 179
COUVERCLE DE CULASSE.....	5	FILTRE A CARBURANT.....	34
COUVERCLE DE FUSEE.....	105	FILTRE D' HUILE.....	2 86 122
COUVERCLE DE POMPE D' ALIMENTATION.....	20	FILTRE D' HUILE [PARTIES COMPOSANTES].....	120
COUVERCLE DE SILENCIEUX.....	29	FOURCHETTE.....	71
COUVERCLE TABLEAU.....	139	FOURCHETTE DE BLOCAGE DIFFERENTIEL.....	74
COVERCLE DE RADIATOR.....	38	FREIN.....	77 78
COVERCLE TABLEAU.....	140	FUSIBLE.....	53
CULASSE.....	3 115	-G-	
CULBUTEUR.....	25	GARDE-BOUE.....	136
CUVE DE LAVAGE.....	51	GLACE.....	154
CYL. DE HYDRAULIQUE.....	126	GRILLE DU RADIATEUR.....	36
CYL. DE HYDRAULIQUE [PARTIES COMPOSANTES].....	127	GUARD AVANT.....	133
CYLINDRE DE DIRECTION [PARTIES COMPOSANT].....	115	GUIDE DE JAUGE A HUI.....	7
CYLINDRE DE FREIN.....	79 80 81	GUIDE DE SOUP. D' ADMISS.....	3
CYLINDRE DE FREIN [PARTIES COMPOSANTES].....	82	GUIDE DE SOUP. D' ECHAP.....	3
CYLINDRE D' RELEVAGE.....	126	GUIDE DE SOUPAPE.....	3
CYLINDRE D' RELEVAGE [PARTIES COMPOSANTES].....	127	-H-	
-D-		HARNES DE FIL.....	180
DEMARREUR.....	42	HST.....	56 58
DEMARREUR [PARTIES COMPOSANTES].....	43		
DETECTEUR DE ROTATION.....	45		
DIFFERENTIEL.....	69 103		
DIFFERENTIEL ARRIERE.....	69		
DIFFERENTIEL AVANT.....	103		
DISPOSITIF RALENT.....	14		
DISQUE DE FREIN.....	77 78		
DISTRIBUTEUR AUXILIAIRE.....	124		

INDEX ALPHABETIQUE

MODELE: RTV1100

DESIGNATION	PAGE	DESIGNATION	PAGE
HST.....	59	LEVIER DE VIT-CONTROL.....	17
	60	LEVIER DE VITESSES.....	93
HST [PARTIES COMPOSANTES].....	57	LOGEMENT DU THERMOSTAT.....	22
HST LEVIER AMORTISSEUR.....	91	LUMIERE DE TRAVAIL.....	181
HST [PARTIES COMPOSANTES].....	57		182
HYDRAULIQUE POMPE.....	116	-M-	
-I-		MAGNETIQUE DE INTERRUPTEUR.....	43
INSONORISANT.....	135	MAILLON.....	96
INTERRUPTEUR.....	47	MALLE.....	82
INTERRUPTEUR COMBINAISON.....	46	MANCHON.....	102
	180	MANO CONTACT D'EAU.....	21
INTERRUPTEUR DE ESSUIE-GLACE.....	46	MANO CONTACT D'HUILE.....	21
INTERRUPTEUR DE FEUX.....	46	MANUEL DE L'UTILISATEUR.....	178
	180	MASSELOTTE CENTRIFUGE DE REGULATEUR.....	13
INTERRUPTEUR DE FREIN.....	88	METRE.....	46
INTERRUPTEUR DE HASARD.....	180	MIROIR DE CABINE.....	156
INTERRUPTEUR THERMOMET.....	21	MOTEUR.....	157
ISOLATION.....	151	MOTEUR DE ESSUIE-GLACE.....	52
	152	-P-	
	153	PALIER.....	96
-J-		PALIER PRINCIPAL.....	8
JAUGE DE NIVEAU.....	7		10
	55	PALIER DE VILEBREQUIN.....	8
	101	PANNEAU.....	139
JAUGE D' HUILE.....	7	PARE-CHOC.....	134
	55	PEDALE D'ACCELERATEUR AU PIED.....	32
	101	PEDALE DE BLOC.DIFFERENTIEL.....	74
JEU DE COUSSINET.....	11		98
JEU DE JOINTS INFERIEUR.....	31	PEDALE DE FREIN.....	97
JEU DE JOINTS SUPERIEUR.....	30	PIGNON CONIQUE.....	68
JEU DE PISTONS ET DE SEGMENTS.....	11		102
JOINT A ROTULE.....	110	PIGNON DE GAMES.....	9
JOINT COUVRE-CULASSE.....	5	PIGNON DE FOU.....	9
JOINT DE BRIDE.....	22	PIGNON DE VILEBREQUIN.....	10
JOINT DE CARDAN.....	112	PIPE D'EAU.....	35
JOINT DE CARTER DISTR.....	4	PISTON.....	10
JOINT DE COLLECTEUR ADMISSION.....	26		77
JOINT DE COLLECTEUR ECHAPMENT.....	27		127
JOINT DE COUVERCLE CULASSE.....	5	PLAFONNTER.....	50
JOINT DE CULASSE.....	3	PLAQUE.....	129
JOINT DE SILENCIEUX.....	29		129
JUE DE SEGMENTS.....	10		129
			130
-L-			130
LAMPE COMBINEE D.....	180		130
LAMPE COMBINEE G.....	180		131
LEVER DE CHANGEMENT DE GAMME.....	72		132
LEVIER.....	90	PLAQUE APRIERE-TRAIN.....	12
	91	PLAQUE DE LEVIER.....	90
LEVIER A FOURCHE.....	16	PLAQUE DE PROTECTION.....	100
LEVIER D'ACCELERATEUR.....	72	PLATEAU DE FRICTION.....	77
LEVIER D'ARRET.....	17		78
LEVIER D'ARRET DU MO.....	14	PLATEAU DE LIMITEUR DE VITESSE.....	17
LEVIER DE FREIN DE STATIONNEMENT.....	88	PNEU.....	168
	94		169
LEVIER DE LEVAGE.....	95		170
LEVIER DE NEUTRE.....	90		171
			172

INDEX ALPHABETIQUE

MODELE : RTV1100

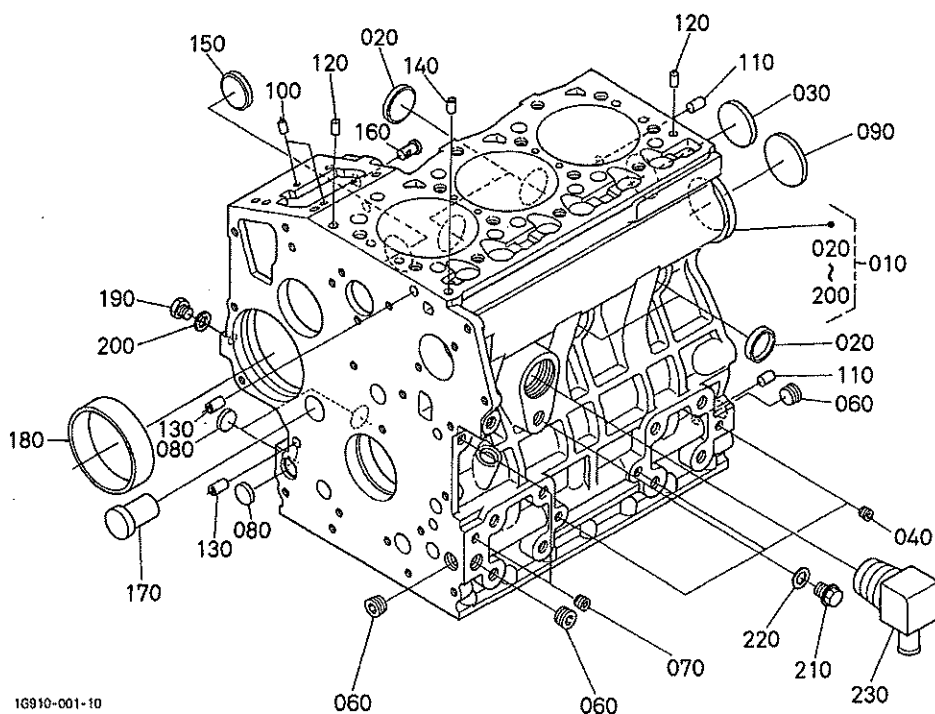
DESIGNATION	PAGE	DESIGNATION	PAGE
PNEU.....	173	SIEGE.....	137
POIGNEE.....	94	SILENCIEUX.....	29
	95	SOLENOIDE D'ARRET.....	39
POMPE A EAU.....	23	SOUPAPE COUVERCLE.....	5
POMPE A HUILE.....	4	SOUPAPE D'ADMISSION.....	25
POMPE D'ALIMENTATION.....	20	SOUPAPE DE EVACUATOR.....	28
POMPE DE ASPIRATION.....	116	SOUPAPE D'ECHAPMENT.....	25
POMPE D'INJECTION.....	15	SUPPORT.....	92
POMPE HYDRAULIQUE [PARTIES COMPOSANTES].....	117		108
PONT ARRIERE.....	75		131
PORTE JOINT.....	8		132
PORTE-INJECTEUR.....	18	SUPPORT [PARTIES COMPOSANTES].....	154
PORTE-INJECTEUR [PARTIES COMPOSANTES].....	19	SUPPORT ARRIERE.....	109
POULIE DE ENTRAIN VENTILATEUR.....	40	SUPPORT D'AILLE.....	76
POULIE DE TENSION.....	166	SUPPORT DE CABLE.....	99
POULIE DE VENTILATEUR.....	40	SUPPORT DE CABLE.....	89
POUSSOIR.....	9	SUPPORT DE COMPRESSEUR.....	167
PROTECTEUR.....	100	SUPPORT DE RESERVOIR.....	118
	110	SUPPORT FILTRE A AIR.....	28
PROTECTION AVANT.....	133		
		-T-	
-R-		TABLEAU DE BORD.....	46
RADIATEUR.....	36	TAMIS DU REINFLARD.....	55
REFROIDISSEUR.....	121	THERMOSTAT.....	22
REGULATEUR.....	58	TIGE DE POUSSOIR.....	9
REGULATEUR DE VITESSES.....	16		19
RELAIS.....	53	TIGE HST.....	82
	181	TOIT EXTERNE.....	91
	182	TOIT INTERNE.....	149
REINFLARD.....	101	TOIT INTERNE.....	148
	118	TROP-PLEIN.....	77
REPOSE PIED.....	150		80
RESERVOIR A CARBURANT.....	33	TUBE D'ASPIRATEUR.....	5
RESSORT.....	76	TUBE DE CARBURANT.....	18
RESSORT DE SOUPAPE.....	25		20
ROTOR DE POMPE HUILE.....	4		34
ROTULE.....	91	TUYAU BY-PASS.....	5
	114		22
ROUE.....	168		23
	169	TUYAU CARBURANT.....	20
	170	TUYAU D'ADMISSION.....	28
	171		28
	172		179
	173	TUYAU D'ASPIRATION.....	122
ROUE ARRIERE.....	172	TUYAU DE FREIN ARRIERE.....	84
	173	TUYAU DE FREIN AVANT.....	83
ROUE AVANT.....	169	TUYAU DE HST.....	120
	170	TUYAU DE LA SUCCION.....	164
ROUE ET PNEU.....	169	TUYAU DE L'EAU.....	35
	170	TUYAU DE REFOULEMENT.....	164
	172	TUYAU DE REINFLARD.....	55
	173		101
ROULEAU.....	13	TUYAU DE SILENCIEUX.....	29
	43	TUYAU DE VIDANGE.....	162
		TUYAU D'EAU.....	24
-S-		TUYAU D'ECHAPPEMENT.....	29
SELECT DE LEVIER.....	73	TUYAU D'INJECTEUR.....	18
SERRURE DE PORTIERE D.....	147		
SERRURE DE PORTIERE G.....	146	-V-	
SERVO DE DIRECTION.....	113	VASE D'EXPANSION.....	37

INDEX ALPHABETIQUE

MODELE : RTV1100

DESIGNATION	PAGE	
VASE D' EXPANSION.....	85	
VERIN DE INCLI. (PARTIES COMPOSANTES).....	114	
VILEBREQUIN.....	10	
VIS DE REGLAGE DE VITESSE.....	14	
VIS DE ROUE.....	168	
	169	
	170	
	171	
	172	
	173	
VOLANT DE DIRECTION.....	111	
VOLANT MOTEUR.....	12	

0001

CRANKCASE
BLOC MOTEUR

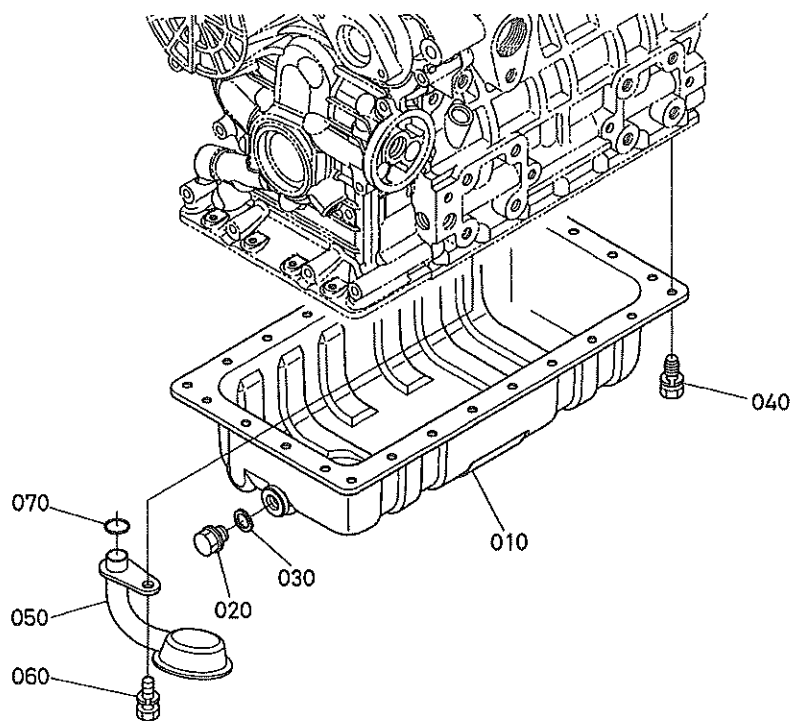
16910-001-10

A:D1105-E2-UV

REF. No. POS. No.	PART No. REFERENCE	PART NAME	DESIGNATION	Q' TY/S. No. Q' TE/No. S.		I. C.	REMARKS REMARQUES
				A	B		
010	16910-0101-0	COMP. CRANKCASE	BLOC MOTEUR COMPLET	1	-		
020	15451-9627-0	CAP. SEALING	PASTILLE	4	-		
030	15221-0349-0	CAP. SEALING	PASTILLE	1	-		
040	15261-9601-0	PLUG	BOUCHON	3	-		
050	16910-9602-0	PLUG	BOUCHON	1	-		OUT OF USE
060	16241-9601-0	PLUG	BOUCHON	3	-		
070	15521-9602-0	PLUG	BOUCHON	2	-		
080	17391-9616-0	PLUG, EXPANSION	BOUCHON EXPANSIBLE	3	-		
090	16271-9616-0	PLUG, EXPANSION	BOUCHON EXPANSIBLE	1	-		
100	05012-00508	PIN, STRAIGHT	GOUPILLE CYLINDRIQUE	2	-		
110	05012-00814	PIN, STRAIGHT	GOUPILLE CYLINDRIQUE	2	-		
120	05012-00610	PIN, STRAIGHT	GOUPILLE CYLINDRIQUE	2	-		
130	15231-3396-0	PIN, PIPE	GICLEUR	2	-		
140	16241-3365-0	PIN, PIPE	GICLEUR	1	-		
150	16241-9626-2	PLUG	BOUCHON	1	-		
160	16261-5628-0	PIN, START SPRING	GOUPILLE DU RESSORT	1	-		
170	16282-9601-0	PLUG	BOUCHON	1	-		
180	16271-5535-0	BUSH, GOVERNOR GEAR	BAGUE DE REG. PIGNON	1	-		
190	15221-3361-0	PLUG	BOUCHON	1	-		
200	15021-3366-0	GASKET	JOINT	1	-		
210	06311-55020	PLUG	BOUCHON	1	-		
220	04724-00130	GASKET	JOINT	1	-		
230	16910-1776-0	JOINT	RACCORD	1	-		

↔ interchangeable; ≠ not interchangeable; ← new for old; → old for new

0002 OIL PAN CARTER D' HUILE



16910-002-10

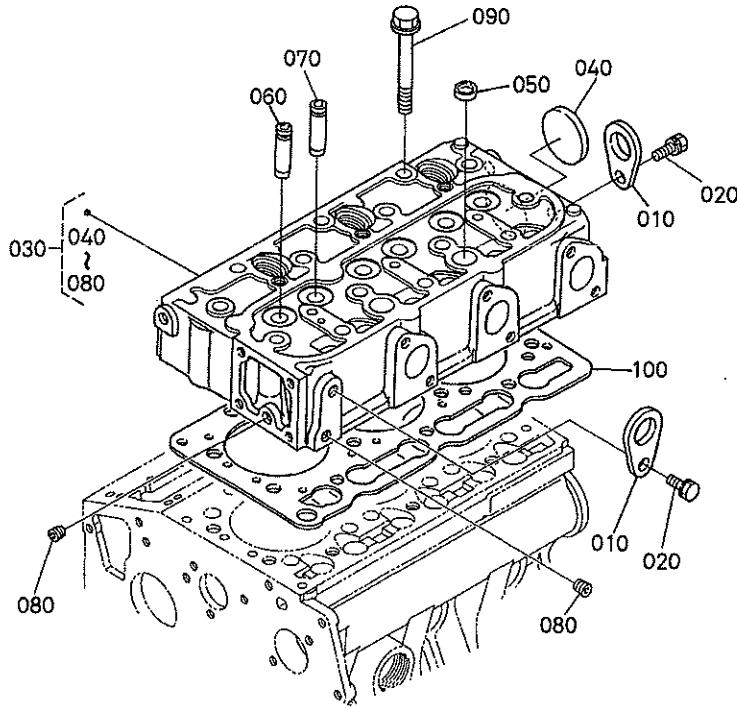
A:D1105-E2-UV

REF. No. POS. No.	PART No. REFERENCE	PART NAME	DESIGNATION	Q' TY/S. No. Q' TE/No. S.		I. C.	REMARKS REMARQUES
				A	B		
010	16910-0150-0	COMP. OIL PAN	CARTER D' HUILE COMP.	1	-		
020	13901-3375-0	PLUG, DRAIN	BOUCHON DE VIDANGE	1	-		
030	6C090-5896-0	GASKET	JOINT	1	-		
040	16221-9112-2	BOLT	VIS	26	-		
050	16910-3211-0	FILTER, OIL	FILTRE D' HUILE	1	-		
060	01123-60816	BOLT	VIS	1	-		
070	04814-00160	O RING	JOINT TORIQUE	1	-		

↔ Interchangeable; ≠ not interchangeable; ← new for old; → old for new

0003

CYLINDER HEAD
CULASSE



1G910-003-10

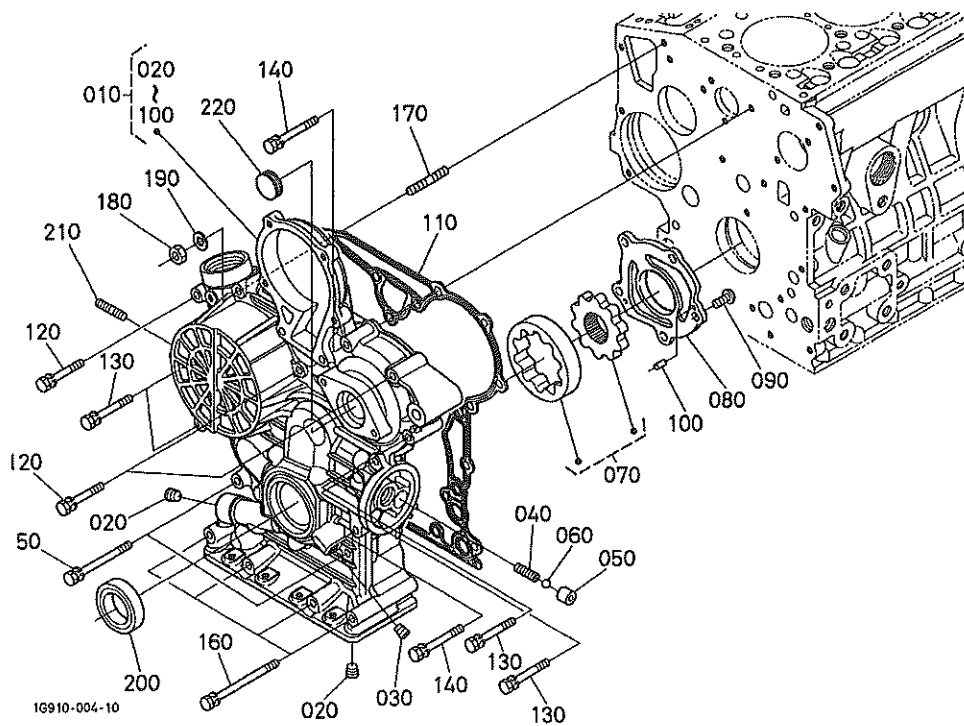
A:D1105-E2-UV

REF. No. POS. No.	PART No. REFERENCE	PART NAME	DESIGNATION	Q' TY/S. No. Q' TE/No. S.		I. c.	REMARKS REMARQUES
				A	B		
010	15221-0175-0	HOOK, ENGINE	ANNEAU DE LEVAGE	2	-		
020	01123-60814	BOLT	VIS	2	-		
030	1G065-0304-3	COMP. CYLINDER HEAD	CULASSE COMPLET	1	-		
040	15321-9626-0	CAP, SEALING	PASTILLE	1	-		
050	15261-0337-0	CAP, SEALING	PASTILLE	2	-		
060	16261-1354-0	GUIDE, INLET VALVE	GUIDE SOUP. D' ADMISS.	3	-		
070	16261-1356-0	GUIDE, EXHAUST VALVE	GUIDE SOUP. D' ECHAP.	3	-		
080	15261-9601-0	PLUG	BOUCHON	2	-		
090	16241-0345-0	BOLT, CYLINDER HEAD	VIS DE CYLINDRE	14	-		
100	1G063-0331-0	GASKET, CYLINDER HEAD	JOINT	1	-		

↔ interchangeable; ≠ not interchangeable; ← new for old; → old for new
3

0004

GEAR CASE
CARTER DE DISTRIBUTION



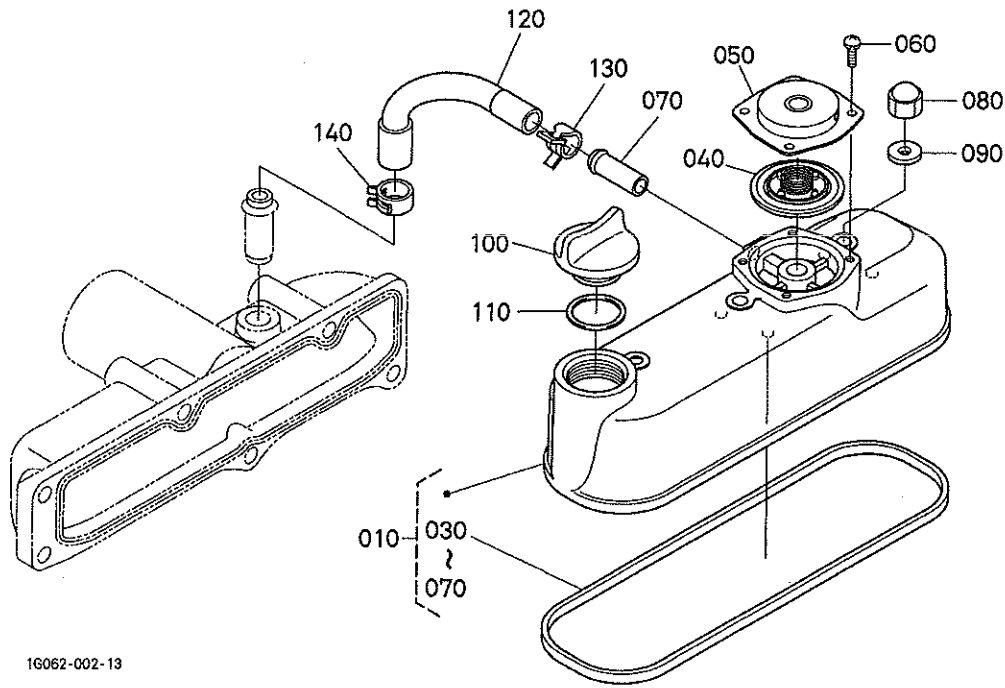
A:D1105-E2-UV

REF. No. POS. No.	PART No. REFERENCE	PART NAME	DESIGNATION	Q' TY/S. No. Q' TE/No. S.		I. C.	REMARKS REMARQUES
				A	B		
010	16910-0402-0	COMP. CASE, GEAR	CARTER DISTR. COMP.	1	-		
020	16261-9602-0	PLUG	BOUCHON	2	-		
030	16261-9601-0	PLUG	BOUCHON	1	-		
040	16241-3695-0	SPRING	RESSORT	1	-		
050	16241-3693-0	SEAT, VALVE	SIEGE DE SOUPEPE	1	-		
060	07715-00201	BALL	BILLE	1	-		
070	16241-3507-0	ASSY ROTOR, OIL PUMP	ROTOR DE POMPE HUILE	1	-		
080	16251-3513-0	COVER, OIL PUMP	COUV. POMPE A HUILE	1	-		
090	03017-50620	SCREW, CR-REC-BD-HD	VIS	6	-		
100	05012-00410	PIN, STRAIGHT	GOUVILLE CYLINDRIQUE	2	-		
110	16700-0413-2	GASKET, GEAR CASE	JOINT	1	-		
120	01023-50645	BOLT	VIS	3	-		
130	01023-60650	BOLT	VIS	4	-		
140	01023-50655	BOLT	VIS	2	-		
150	01023-60670	BOLT	VIS	2	-		
160	01023-50685	BOLT	VIS	4	-		
170	16245-9153-0	STUD	GOUJON	1	-		
180	02056-50060	NUT	ECROU	1	-		
190	04512-60060	WASHER, SPRING	RONDELLE GROWER	1	-		
200	16241-0421-2	SEAL, OIL	BAGUE JOINT	1	-		
210	16245-9154-0	STUD	GOUJON	2	-		
220	16264-8334-2	COVER, GEAR CASE	COUV. CARTER DISTRIB	1	-		

↔ Interchangeable; ≠ not interchangeable; ← new for old; → old for new

0005

HEAD COVER
COUVRE-CULASSE

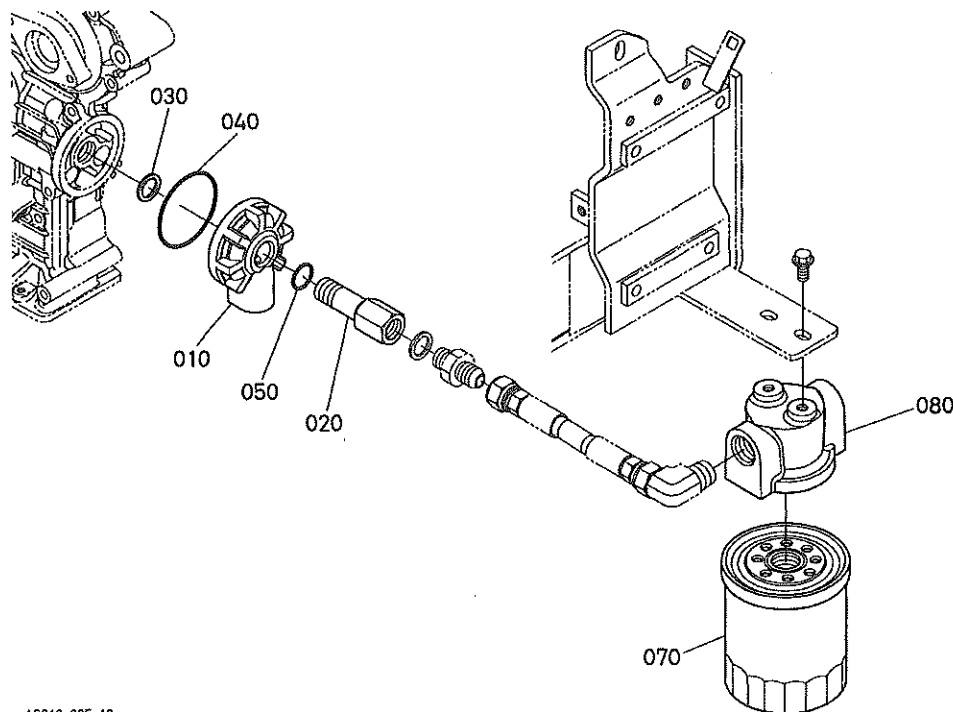


1G062-002-13

A:D1105-E2-UV

REF. No. POS. No.	PART No. REFERENCE	PART NAME	DESIGNATION	Q' TY/S. No. Q' TE/No. S.		I. C.	REMARKS REMARQUES
				A	B		
010	1G032-1450-6	ASSY COVER, CYL. HEAD	ENS. COUVERCLE	1	-		
020	----	BLANK	BLANC	-	-		
030	16261-1452-0	GASKET, HEAD COVER	JOINT COUVRE-CULASSE	1	-		
040	1G911-0520-3	COMP. VALVE, BREATHER	ENS. ROBINET DE REIN.	1	-		
050	1G801-0512-0	COVER, BREATHER	COUVERCLE ASPIRATEUR	1	-		
060	03024-50510	SCREW, WITH WASHER	VIS	4	-		
070	17331-7334-2	PIPE, WATER RETURN	TUYAU RETOUR D'EAU	1	-		
080	15952-9233-0	NUT	ECROU	3	-		
090	15951-9666-0	GASKET	JOINT	3	-		
100	E9151-3314-0	PLUG, OIL FILLER	BOUCHON, REMPLIS. H/L	1	-		
110	04814-50300	O RING	JOINT TORIQUE	1	-		
120	1G032-0551-0	TUBE, BREATHER	TUYAU DE REINFLARD	1	-		
130	09318-88150	CLAMP, HOSE	COLLIER DE DURITE	1	-		
140	16259-0558-0	CLAMP, HOSE	COLLIER DE DURITE	1	-		

↔ Interchangeable; ≠ not interchangeable; ← new for old; → old for new

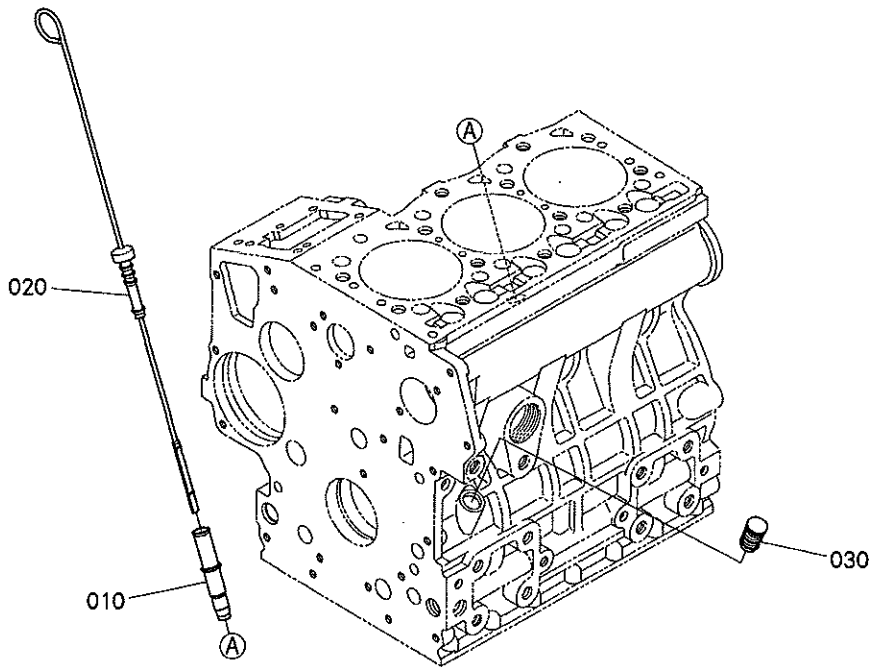


1G910-005-10

A:D1105-E2-UV

REF. No. POS. No.	PART No. REFERENCE	PART NAME	DESIGNATION	Q' TY/S. No. Q' TE/No. S.		i. c.	REMARKS REMARQUES
				A	B		
010	1G910-3261-0	BASE, OIL FILTER	SUPPORT, FILTER D' HUI	1	-		
020	19420-3229-0	JOINT, PIPE	RACCORD DE TUYAU	1	-		
030	19420-3720-2	COLLAR	COLLIER	1	-		
040	04814-50600	O RING	JOINT TORIQUE	1	-		
050	04814-00150	O RING	JOINT TORIQUE	1	-		
060	---	BLANK	BLANC	-	-		
070	HH164-3243-0	CARTRIDGE, OIL FILTER	CARTOUCHE FILTRANTE	1	-		
080	1G905-3261-0	BASE, OIL FILTER	SUPPORT, FILTER D' HUI	1	-		

0007 DIPSTICK AND GUIDE JAUGE D' HUILE ET GUIDE



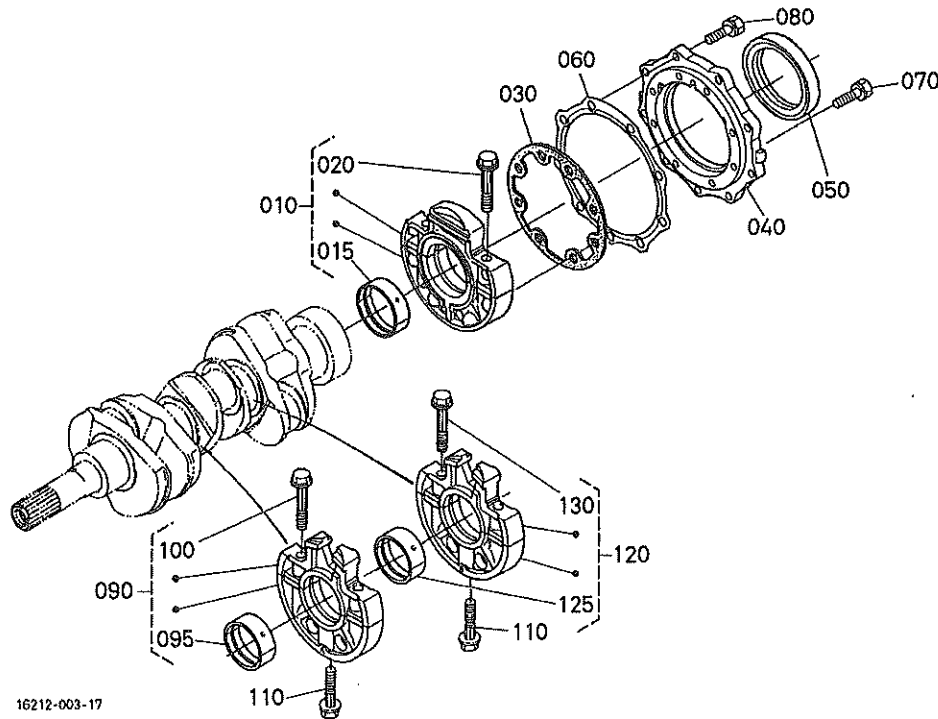
1G910-006-10

A:D1105-E2-UV

REF. No. POS. No.	PART No. REFERENCE	PART NAME	DESIGNATION	Q' TY/S. No. Q' TE/No. S.		I. C.	REMARKS REMARQUES
				A	B		
010	16809-3642-0	GUIDE, OIL GAUGE	GUIDE	1	-		
020	16335-3641-2	GAUGE, OIL	JAUGE D' HUILE	1	-		
030	1G513-3655-0	PLUG, OIL GAUGE	BOUCHON DE JAUGE	1	-		

0100

MAIN BEARING CASE
PALIERS DE VILEBREQUIN

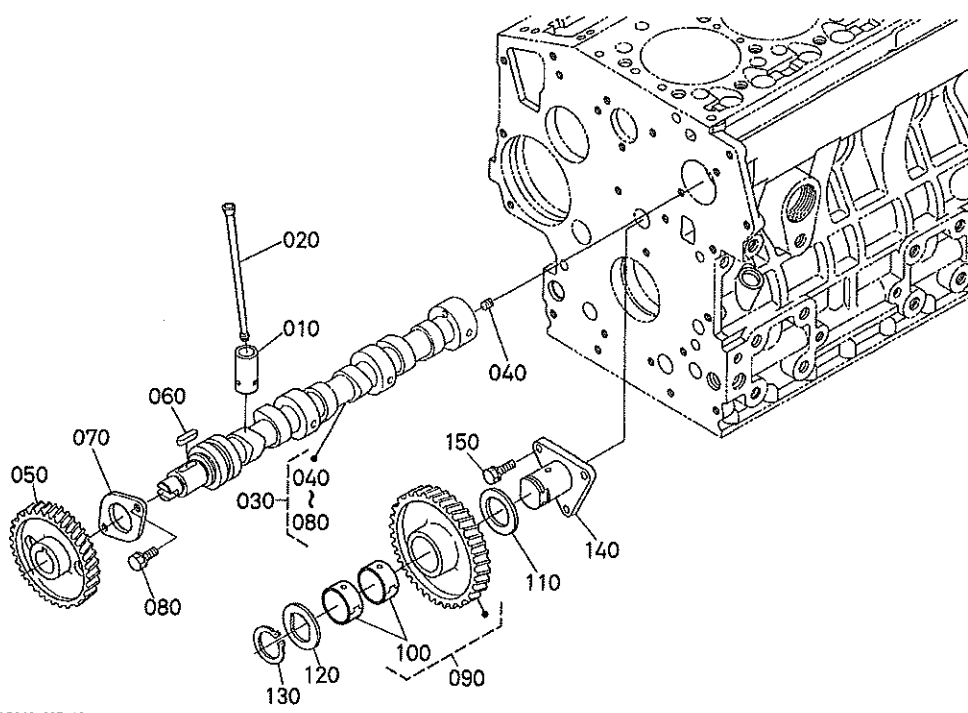


16212-003-17

A:D1105-E2-UV

REF. No. POS. No.	PART No. REFERENCE	PART NAME	DESIGNATION	Q' TY/S. No. Q' TE/No. S.		I. C.	REMARKS REMARQUES
				A	B		
010	16292-0709-5	ASSY BRG. CASE, WHEEL	ENS. PALIER VILEBREQ.	1	-		
015	16292-2349-4	METAL, CRANKSHAFT	COUSSINET DE VILEBR.	1	-		STD SET
020	16241-0454-0	BOLT, BEARING CASE	VIS	2	-		
030	16264-0436-0	GASKET, BRG. CASE	JOINT	1	-		
040	16241-0481-5	COVER, BEARING CASE	PORTE JOINT	1	-		
050	16271-0446-0	SEAL, OIL	BAGUE JOINT	1	-		
060	16264-0482-2	GASKET, CASE COVER	JOINT DE CARTER FOU	1	-		
070	01023-50625	BOLT	VIS	8	-		
080	01023-50620	BOLT	VIS	9	-		
090	16261-0704-5	ASSY BRG. CASE, MAIN	ENS. PALIER VILEBREQ.	1	-		
095	16241-2348-0	METAL, CRANKSHAFT	COUSSINET DE VILEBR.	1	-		STD SET
100	16241-0454-0	BOLT, BEARING CASE	VIS	2	-		
110	16241-0456-0	BOLT, BEARING CASE	VIS	2	-		
120	16261-0705-5	ASSY BRG. CASE, MAIN	ENS. PALIER VILEBREQ.	1	-		
125	16241-2348-0	METAL, CRANKSHAFT	COUSSINET DE VILEBR.	1	-		STD SET
130	16241-0454-0	BOLT, BEARING CASE	VIS	2	-		

↔ interchangeable; ≠ not interchangeable; ← new for old; → old for new

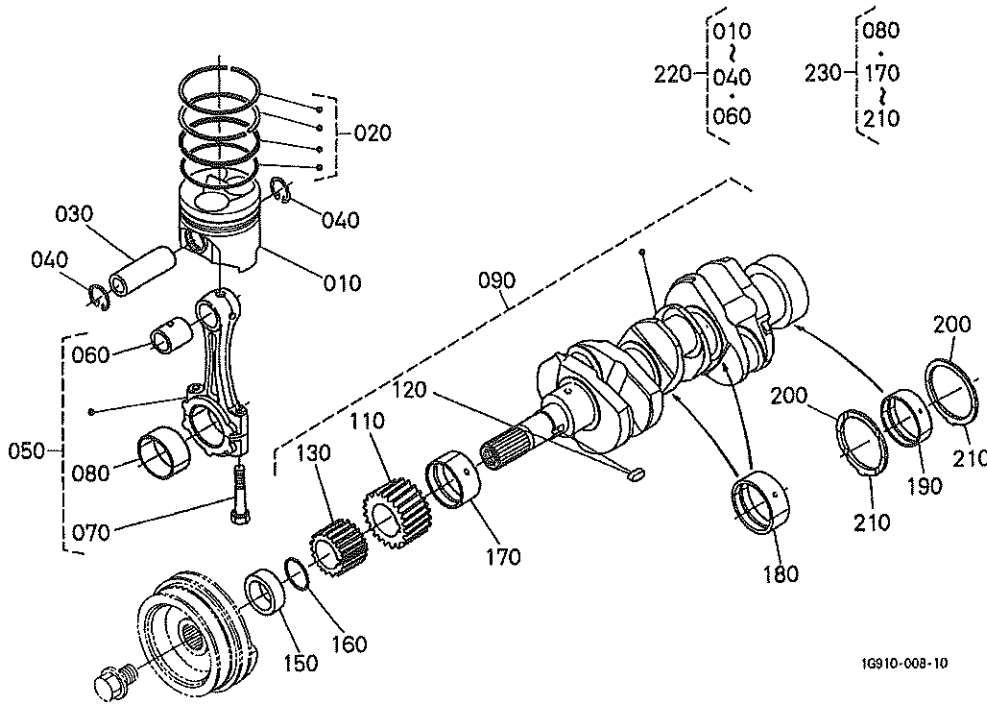


16910-007-10

A:D1105-E2-UV

REF. No. POS. No.	PART No. REFERENCE	PART NAME	DESIGNATION	Q' TY/S. No. Q' TE/No. S.		I. C.	REMARKS REMARQUES
				A	B		
010	16673-1555-0	TAPPET	POUSSOIR	6	-		
020	16241-1511-0	PUSH ROD	TIGE DE POUSSOIR	6	-		
030	16261-1691-0	ASSY CAMSHAFT	ENS. ARBRE A CAMES	1	-		
040	15521-9361-0	SCREW, SET	VIS D' ARRET	1	-		
050	16241-1651-0	GEAR, CAM	PIGNON	1	-		
060	05712-00518	KEY, FEATHER	CLAVETTE	1	-		
070	16241-1627-0	STOPPER, CAMSHAFT	BOUCHON ARBRE A CAME	1	-		
080	01023-50616	BOLT	VIS	2	-		
090	16910-2401-0	COMP. GEAR, IDLE	PIGNON FOU COMP.	1	-		
100	16910-2498-0	BUSH, IDLE GEAR	BAGUE DU PIGNON	2	-		
110	16251-2436-0	COLLAR, IDLE GEAR	COLLIER DE PIGNONF.	1	-		
120	15741-2437-0	COLLAR, IDLE GEAR	COLLIER DE PIGNONF.	1	-		
130	15741-2432-0	CIR CLIP, IDLE GEAR	CIRCLIP	1	-		
140	16251-2425-0	SHAFT, IDLE GEAR	ARBRE DE PIGNON FOU	1	-		
150	01023-50616	BOLT	VIS	3	-		

↔ Interchangeable; ≠ not interchangeable; ← new for old; → old for new



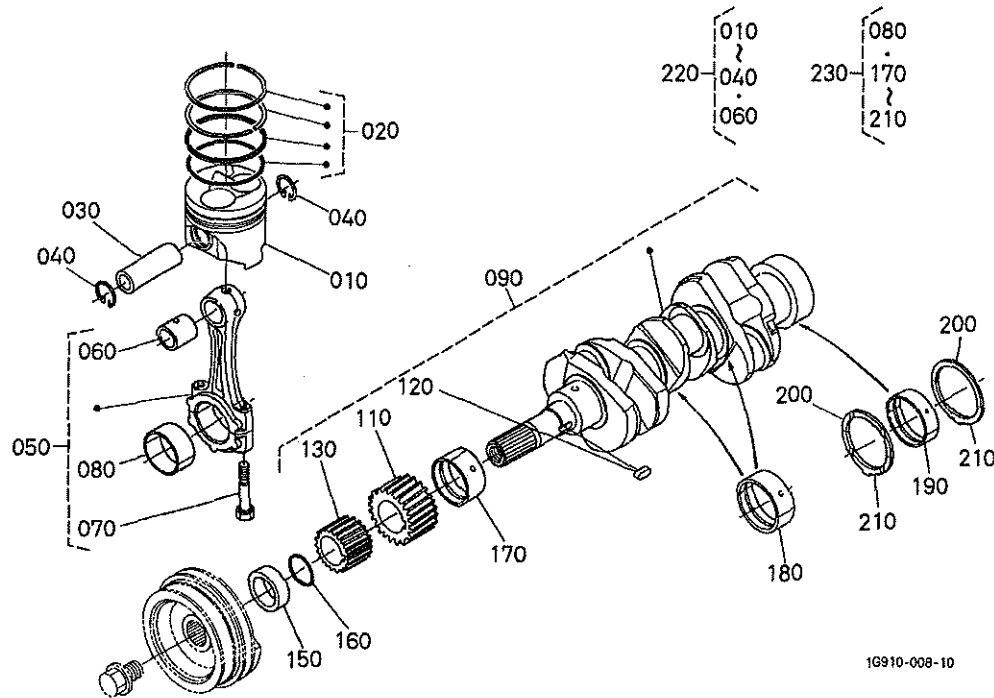
A:D1105-E2-UV

REF. No. POS. No.	PART No. REFERENCE	PART NAME	DESIGNATION	Q' TY/S. No. Q' TE/No. S.		I. C.	REMARKS REMARQUES
				A	B		
010	16060-2111-4	PISTON	PISTON	3	-		STD
010	16060-2191-4	PISTON	PISTON	3	-		+0.50mm
020	16292-2105-0	ASSY PISTON RING	ENS. SEGMENT	3	-		STD
020	16292-2109-0	ASSY PISTON RING	ENS. SEGMENT	3	-		+0.50mm
030	16241-2131-0	PIN, PISTON	AXE DE PISTON	3	-		
040	16241-2133-0	CIR CLIP, PISTON PIN	CIRCLIP	6	-		
050	16700-2201-0	ASSY ROD, CONNECTING	ENS. BIELLE	3	-		
060	16241-2198-2	BUSH, PISTON PIN	BAGUE DE BIELLE	3	-		
070	16241-2214-2	BOLT, CONNECTING ROD	VIS DE BIELLE	6	-		
080	16241-2231-0	METAL, CRANKPIN	COUSSINET DE BIELLE	3	-		STD SET
080	16241-2297-0	METAL, CRANKPIN	COUSSINET DE BIELLE	3	-		-0.20mm SET
080	16241-2298-0	METAL, CRANKPIN	COUSSINET DE BIELLE	3	-		-0.40mm SET
090	16261-2301-3	COMP. CRANKSHAFT	VILEBREQUIN COMPLET	1	-		
100	---	BLANK	BLANC	-	-		
110	16241-2411-0	GEAR, CRANK	PIGNON	1	-		
120	16271-9523-0	KEY	CLAVETTE	1	-		
130	16241-3563-0	GEAR, OIL PUMP DRIVE	PIGNON ENTRAIN. POMPE	1	-		
140	---	BLANK	BLANC	-	-		
150	16271-2325-0	COLLAR, CRANKSHAFT	COLLIER VILEBREQUIN	1	-		
160	04814-10280	RING	BAGUE	1	-		
170	16241-2347-0	METAL, CRANKSHAFT	COUSSINET DE VILEBR.	1	-		STD
170	16241-2391-0	METAL, CRANKSHAFT	COUSSINET DE VILEBR.	1	-		-0.20mm
170	16241-2392-0	METAL, CRANKSHAFT	COUSSINET DE VILEBR.	1	-		-0.40mm
180	16241-2348-0	METAL, CRANKSHAFT	COUSSINET DE VILEBR.	2	-		STD SET
180	16241-2393-0	METAL, CRANKSHAFT	COUSSINET DE VILEBR.	2	-		-0.20mm SET
180	16241-2394-0	METAL, CRANKSHAFT	COUSSINET DE VILEBR.	2	-		-0.40mm SET
190	16292-2349-4	METAL, CRANKSHAFT	COUSSINET DE VILEBR.	1	-		STD SET
190	16292-2386-4	METAL, CRANKSHAFT	COUSSINET DE VILEBR.	1	-		-0.20mm SET
190	16292-2387-4	METAL, CRANKSHAFT	COUSSINET DE VILEBR.	1	-		-0.40mm SET
200	15521-2353-0	METAL, SIDE	COUSSINET DE LATERAL	2	-		STD

↔ Interchangeable; ≠ not interchangeable; ← new for old; → old for new

0102

PISTON AND CRANKSHAFT
PISTON ET VILEBREQUIN



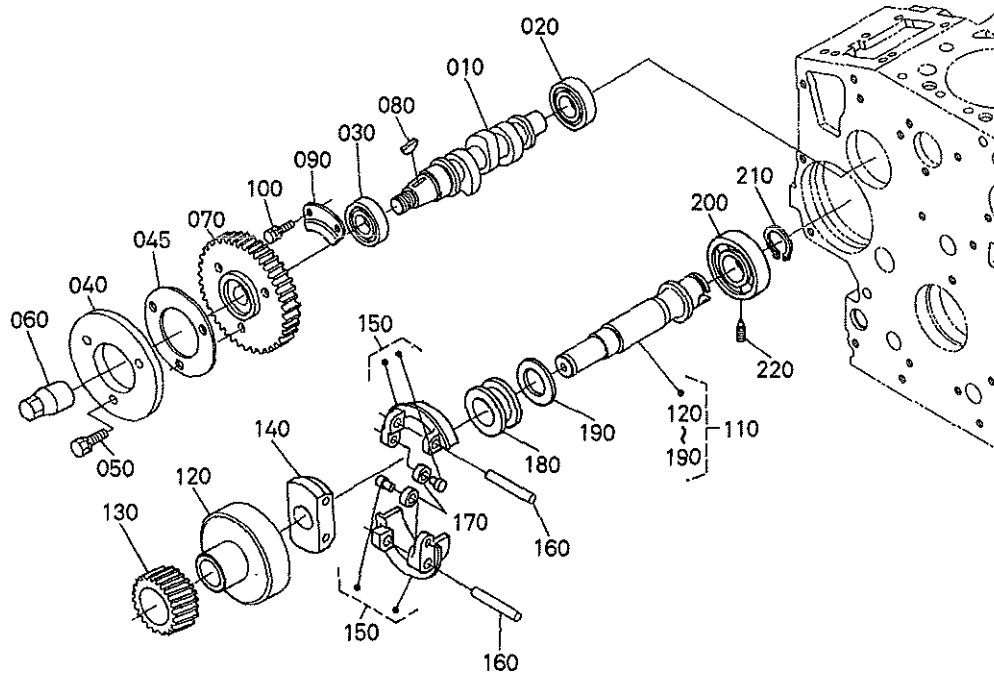
A:D1105-E2-UV

REF. No. POS. No.	PART No. REFERENCE	PART NAME	DESIGNATION	Q' TY/S. No. Q' TE/No. S.		I. C.	REMARKS REMARQUES
				A	B		
200	15521-2395-0	METAL, SIDE	COUSSINET DE LATERAL	2	-		+0.20mm
200	15521-2396-0	METAL, SIDE	COUSSINET DE LATERAL	2	-		+0.40mm
210	19202-2354-0	METAL, SIDE	COUSSINET DE LATERAL	2	-		STD
210	19202-2397-0	METAL, SIDE	COUSSINET DE LATERAL	2	-		+0.20mm
210	19202-2398-0	METAL, SIDE	COUSSINET DE LATERAL	2	-		+0.40mm
220	1G069-2177-4	KIT PISTON-RING	JEU DE PISTON SEGMENT	3	-		STD
220	1G069-2179-4	KIT PISTON-RING	JEU DE PISTON SEGMENT	3	-		+0.50mm
230	1G069-2375-5	KIT METAL, ENGINE	JEU DE COUSSINET	1	-		STD
230	1G069-2376-6	KIT METAL, ENGINE	JEU DE COUSSINET	1	-		-0.20mm/+0.20mm
230	1G069-2377-6	KIT METAL, ENGINE	JEU DE COUSSINET	1	-		-0.40mm/+0.40mm

↔ interchangeable; ≠ not interchangeable; ← new for old; → old for new

0105

FUEL CAMSHAFT AND GOVERNOR SHAFT
 ARBRE A CAMES DE CARBURANT ET ARBRE REGULATEUR



16043-017-11

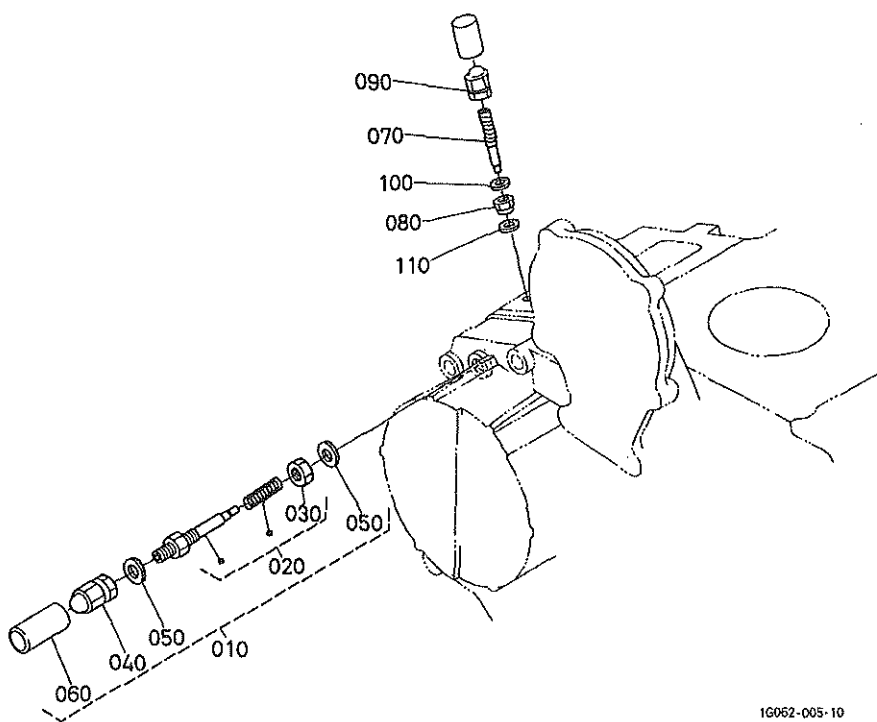
A:D1105-E2-UV

REF. No. POS. No.	PART No. REFERENCE	PART NAME	DESIGNATION	Q' TY/S. No. Q' TE/No. S.		I. C.	REMARKS REMARQUES
				A	B		
010	16020-1617-0	CAMSHAFT, FUEL	ARBRE A CAMES	1	-		
020	16261-9730-0	BEARING, BALL	ROULEMENT A BILLES	1	-		
030	08153-06204	BEARING, BALL	ROULEMENT A BILLES	1	-		
040	16241-5111-3	CAM, FUEL	CAME DE CARBURANT	1	-		
045	16241-5119-0	WASHER	RONDELLE	1	-		
050	01023-50618	BOLT	VIS	3	-		
060	16241-9233-0	NUT	ECROU	1	-		
070	16272-5115-0	GEAR, INJECTION PUMP	ENGRE. POMPE D' INJEC.	1	-		
080	16241-9523-0	KEY, WOODRUFF	CLAVETTE WOODRUFF	1	-		
090	16241-1632-0	STOPPER, FUEL. C/SHAFT	BOUCHON	1	-		
100	01023-50616	BOLT	VIS	2	-		
110	16265-5501-3	ASSY SHAFT, GOVERNOR	ENS. ARBRE REGULATE.	1	-		
120	16241-5539-2	HOLDER, GOVERNOR GEAR	SUPPORT REGUL-PIGNON	1	-		
130	16282-5532-0	GEAR, GOVERNOR	ENGRENAGE DE REGULAT	1	-		
140	16241-5527-0	HOLDER, GOV. WEIGHT	SUPPORT POIDS REGUL.	1	-		
150	16241-5506-2	COMP. WEIGHT, GOVERNOR	POIDS COMP. REGUL.	2	-		
160	16241-5526-0	SHAFT, GOV. WEIGHT	ARBRE DE POIDS REG.	2	-		
170	19484-5544-0	ROLLER	ROULEAU	2	-		
180	16241-5545-0	SLEEVE, GOVERNOR	BAGUE DE REGULATEUR	1	-		
190	16241-5546-3	WASHER, THRUST	RONDELLE DE BUTEE	1	-		
200	16261-9732-0	BEARING, BALL	ROULEMENT A BILLES	1	-		
210	16271-5541-0	CIR CLIP, GOV. SHAFT	CIRCLIP DE REG. ARBRE	1	-		
220	16241-5555-4	SCREW, SET	VIS D' ARRET	1	-		

↔ Interchangeable; ≠ not interchangeable; ← new for old; → old for new

0200

IDLE APPARATUS
DISPOSITIF DE RALENTISSEUR

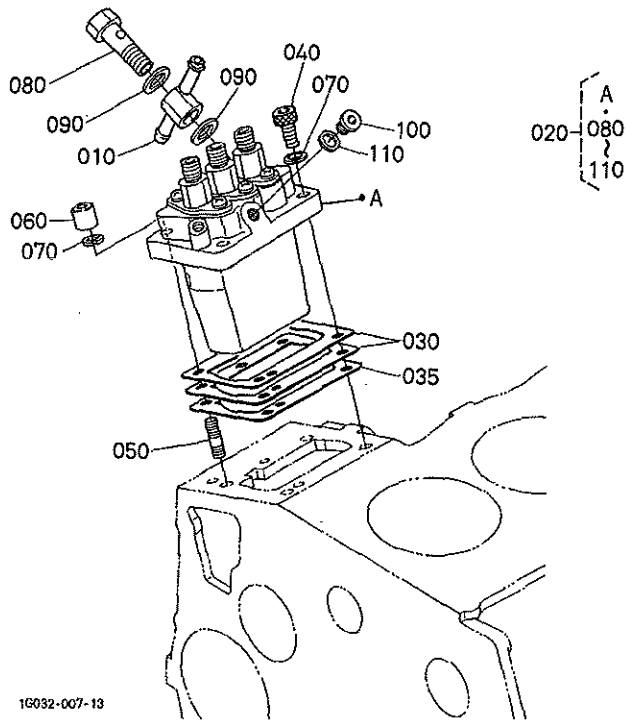


1G062-005-10

A:D1105-E2-UV

REF. No. POS. No.	PART No. REFERENCE	PART NAME	DESIGNATION	Q' TY/S. No. Q' TE/No. S.		I. C.	REMARKS REMARQUES
				A	B		
010	16264-5409-2	APPARATUS, IDLING	DISPOSITIF DE RALENT	1	-		
020	16264-5410-3	ASSY BOLT, ADJUSTMENT	ENS. BOULON AU POINT	1	-		
030	15841-9202-0	NUT	ECROU	1	-		
040	15852-9233-0	NUT	ECROU	1	-		
050	15601-9665-0	GASKET	JOINT	2	-		
060	16221-5442-0	CAP	BOUCHON	1	-		
070	16241-5412-2	BOLT, ADJUSTING	VIS REGLAGE	1	-		
080	16031-5421-0	NUT, LOCK	CONTRE-ECROU	1	-		
090	15852-9233-0	NUT	ECROU	1	-		
100	15601-9665-0	GASKET	JOINT	1	-		
110	16021-9665-0	GASKET	JOINT	1	-		

↔ interchangeable; ≠ not interchangeable; ← new for old; → old for new

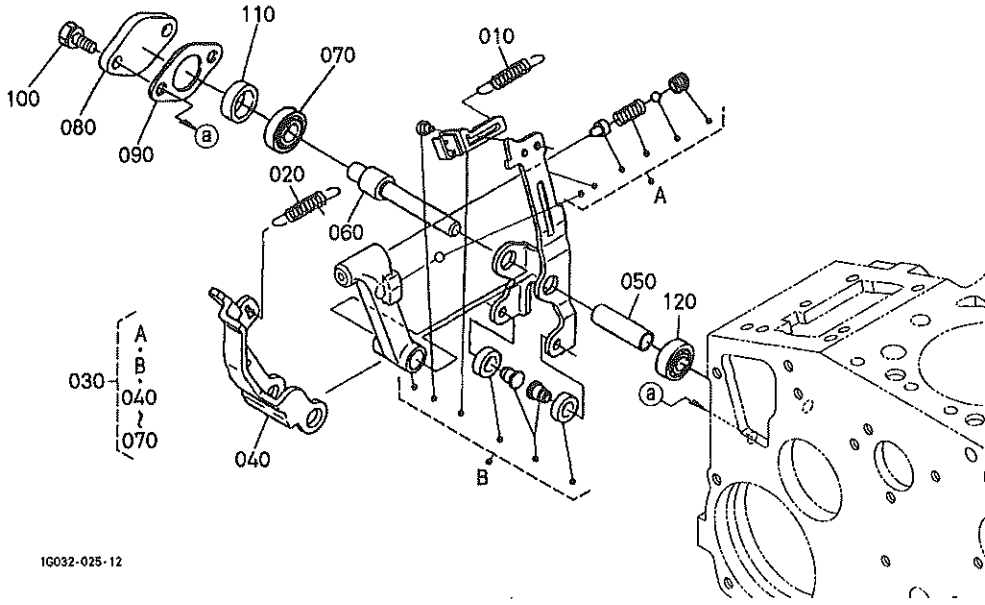


16032-007-13

A:D1105-E2-UV

REF. No. POS. No.	PART No. REFERENCE	PART NAME	DESIGNATION	Q' TY/S. No. Q' TE/No. S.		I. C.	REMARKS REMARQUES
				A	B		
010	16271-9569-0	JOINT, EYE	RACCORD	1	-		
020	16032-5101-0	ASSY PUMP, INJECTION	ENS. POMPE INJECTION	1	-		
030	16006-5209-2	SHIM, INJECTION PUMP	CALE, POMPE INJECTION	1	-		0. 20mm
030	16006-5211-2	SHIM, INJECTION PUMP	CALE, POMPE INJECTION	1	-		0. 25mm
030	16006-5212-2	SHIM, INJECTION PUMP	CALE, POMPE INJECTION	1	-		0. 30mm
030	16700-5216-0	SHIM, INJECTION PUMP	CALE, POMPE INJECTION	1	-		0. 35mm
035	16700-5220-0	SHIM, INJECTION PUMP	CALE, POMPE INJECTION	1	-		0. 175mm
040	01311-10620	BOLT, HEX-SOC-HD	VIS	2	-		
050	15841-9150-0	STUD	GOUJON	2	-		
060	15841-9232-0	NUT	ECROU	2	-		
070	04512-60060	WASHER, SPRING	RONDELLE GROWER	4	-		
080	16271-5132-0	SCREW, HOLLOW	VIS	1	-		
090	15841-9665-0	GASKET	JOINT	2	-		
100	16030-9601-0	PLUG	BOUCHON	1	-		
110	15861-9665-0	GASKET	JOINT	1	-		

↔ interchangeable; ≠ not interchangeable; ← new for old; → old for new



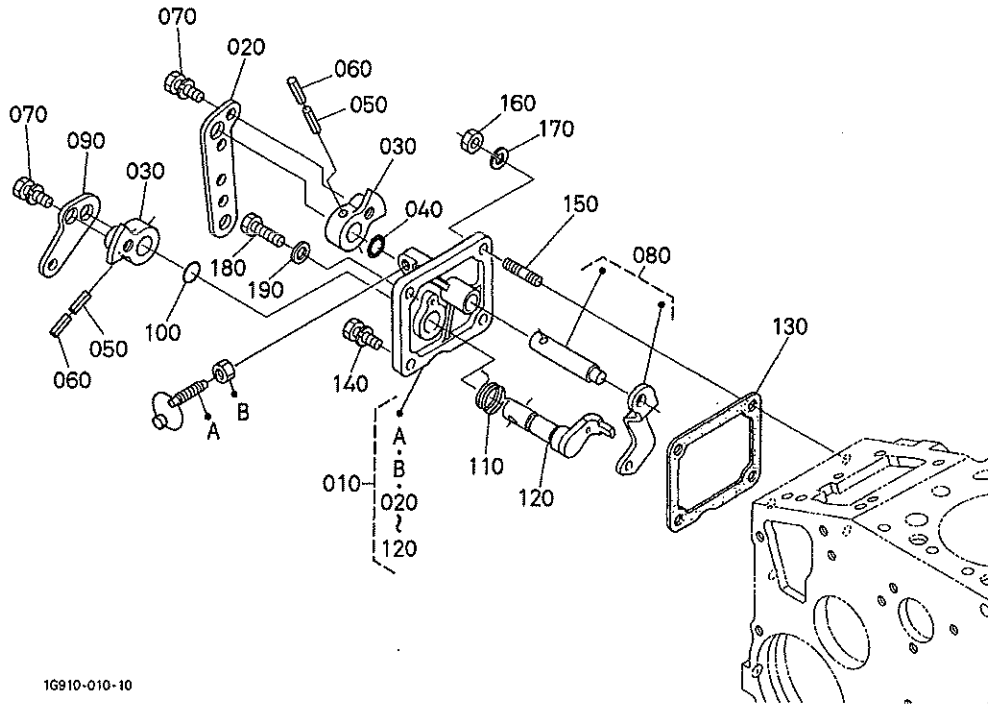
1G032-025-12

A:D1105-E2-UV

REF. No. POS. No.	PART No. REFERENCE	PART NAME	DESIGNATION	Q' TY/S. No. Q' TE/No. S.		I. C.	REMARKS REMARQUES
				A	B		
010	16261-5648-0	SPRING, START	RESSORT DE SURCHARGE	1	-		
020	16285-5641-2	SPRING, GOVERNOR	RESSORT DE REGULATEUR	1	-		
030	16673-5601-0	ASSY LEVER, FORK	ENS. LEVIER A FOURCHE	1	-		
040	1G032-5613-0	LEVER, FORK	LEVIER A FOURCHE	1	-		
050	1G032-5615-0	SHAFT, FORK LEVER	ARBRE DE FOUR-LEVIER	1	-		
060	1G032-5647-0	SHAFT, FORK LEVER	ARBRE DE FOUR-LEVIER	1	-		
070	16241-5633-0	BEARING, MINIATURIZE	ROULEMENT	1	-		
080	16241-5625-3	COVER, FORK LEV. SHAFT	COUV. FOURCHE ARBRE	1	-		
090	16299-5626-0	GASKET	JOINT	1	-		
100	01023-50612	BOLT	VIS	2	-		
110	16241-5621-0	COLLAR	COLLIER	1	-		
120	16241-5634-0	BEARING, MINIATURIZE	ROULEMENT	1	-		

↔ interchangeable; ≠ not interchangeable; ← new for old; → old for new

0205 SPEED CONTROL PLATE PLAQUE DE VITESSE-CONTROLE



1G910-010-10

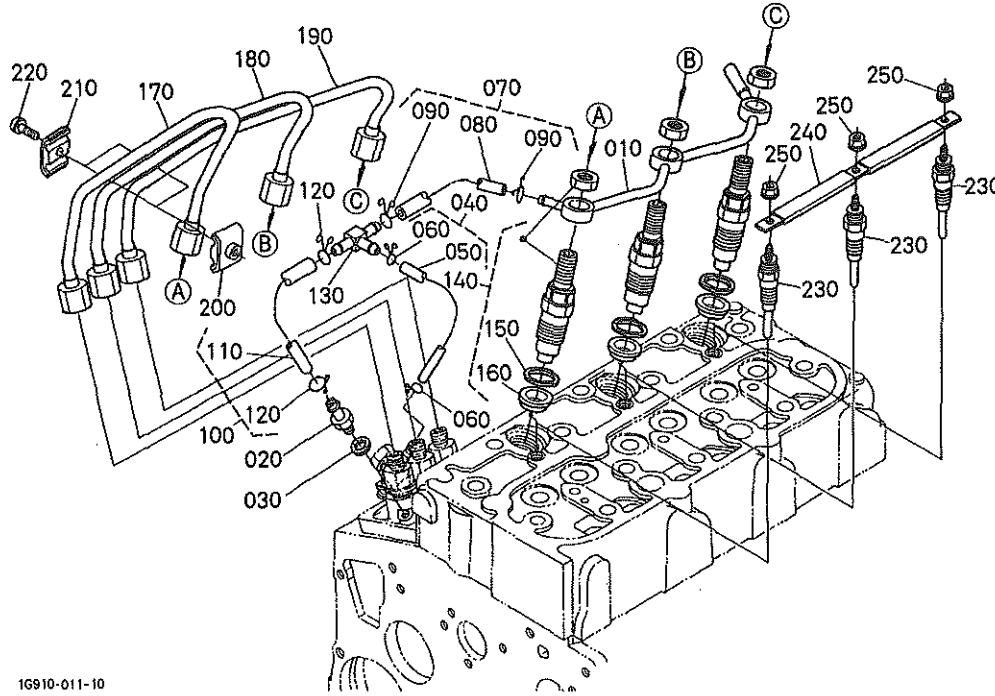
A:D1105-E2-UV

REF. No. POS. No.	PART No. REFERENCE	PART NAME	DESIGNATION	Q' TY/S. No. Q' TE/No. S.		I. C.	REMARKS REMARQUES
				A	B		
010	17208-5701-5	ASSY PLATE, CONTROL	PLATEAU DE COMMANDE	1	-		
020	17208-5715-0	LEVER, SPEED CONTROL	LEVIER DE VIT-CONTR.	1	-		
030	16205-5716-2	LEVER, SPEED CONTROL	LEVIER DE VIT-CONTR.	2	-		
040	04814-00100	O RING	JOINT TORIQUE	1	-		
050	05411-00420	PIN, SPRING	GOUPILLE-RESSORT	2	-		
060	05411-02520	PIN, SPRING	GOUPILLE-RESSORT	2	-		
070	01023-50612	BOLT	VIS	2	-		
080	16205-5602-0	COMP. LEVER, GOVERNOR	AXE D'ACCELERATEUR	1	-		
090	16205-5772-0	LEVER, ENGINE STOP	LEVIER D'ARRET	1	-		
100	04814-10070	O RING	JOINT TORIQUE	1	-		
110	16205-5751-0	SPRING, RETURN	RESSORT DE RAPPEL	1	-		
120	16205-5774-0	COMP. LEVER, STOP	LEVIER D'ARRET COMP.	1	-		
130	16264-5721-0	GASKET	JOINT	1	-		
140	01023-50616	BOLT	VIS	1	-		
150	16245-9154-0	STUD	GOUJON	2	-		
160	02056-50060	NUT	ECROU	2	-		
170	04512-60060	WASHER, SPRING	RONDELLE GROVER	2	-		
180	01053-50618	BOLT	VIS	1	-		
190	15601-9665-0	GASKET	JOINT	1	-		

↔ Interchangeable; ≠ not interchangeable; ← new for old; → old for new

0206

NOZZLE HOLDER AND GLOW PLUG
PORTE-INJECTEUR ET BOUGIE DE PRECHAUFFAGE



16910-011-10

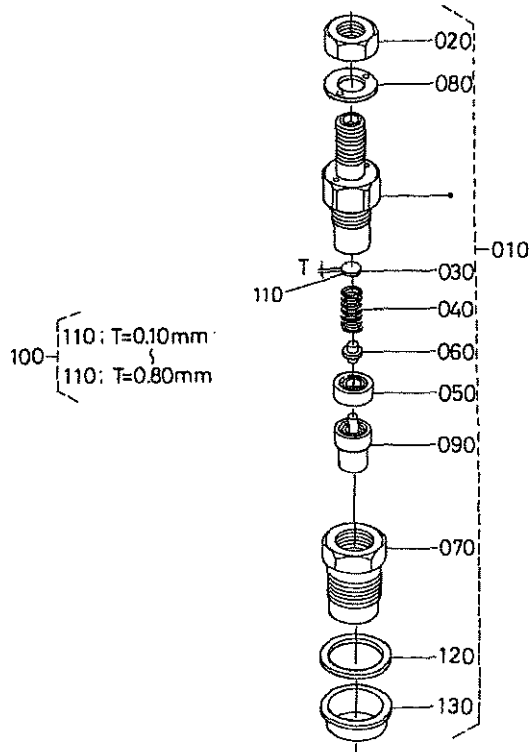
A:D1105-E2-UV

REF. No. POS. No.	PART No. REFERENCE	PART NAME	DESIGNATION	Q' TY/S.No. Q' TE/No. S.		I. C.	REMARKS REMARQUES
				A	B		
010	16261-4250-2	ASSY PIPE, OVER FLOW	ENS. TUYAU TROP-PLEIN	1	-		
020	15841-5136-0	SCREW, AIR BLEEDER	VIS DE AIR-AVICLITEUR	1	-		
030	15601-9665-0	GASKET	JOINT	1	-		
040	17208-4250-0	ASSY PIPE, OVER FLOW	ENS. TUYAU TROP-PLEIN	1	-		
050	15841-4252-0	PIPE, FUEL OVER FLOW	TUYAU DE TROP-PLEIN	1	-		
060	14971-4275-0	CLIP, PIPE	ATTACHE	2	-		
070	16282-4202-0	ASSY PIPE, OVER FLOW	ENS. TUYAU TROP-PLEIN	1	-		
080	09661-40040	TUBE, FUEL	TUYAU	1	-		
090	14971-4275-0	CLIP, PIPE	ATTACHE	2	-		
100	17208-4203-0	ASSY PIPE, OVER FLOW	ENS. TUYAU TROP-PLEIN	1	-		
110	09661-40100	TUBE, FUEL	TUYAU	1	-		
120	14971-4275-0	CLIP, PIPE	ATTACHE	2	-		
130	16065-4236-0	JOINT, T-PIPE	RACCORD DE TUYAU	1	-		
140	16065-5390-0	KIT HOLDER, NOZZLE	ENS. PORTE-INJECTEUR	3	-		
150	15841-5362-2	GASKET	JOINT	3	-		
160	19077-5365-0	SEAL, HEAT	JOINT DE CHALEUR	3	-		
170	16231-5371-2	PIPE, INJECTION	TUYAU D' INJECTEUR	1	-		
180	16231-5372-2	PIPE, INJECTION	TUYAU D' INJECTEUR	1	-		
190	16231-5373-2	PIPE, INJECTION	TUYAU D' INJECTEUR	1	-		
200	15841-5385-0	CLAMP, PIPE	COLLIER DE TUYAU	2	-		
210	15841-5386-0	CLAMP, PIPE	COLLIER DE TUYAU	2	-		
220	03024-50520	SCREW, WITH WASHER	VIS	2	-		
230	16281-6551-0	GLOW PLUG	BOUGIE, PRE-CHAUFFAGE	3	-		
240	16261-6556-0	CORD, GLOW PLUG	FILDEBOUG, PRECHAUFF.	1	-		
250	02761-50040	NUT, FLANGE	ECROU A EMBASE	3	-		

↔ Interchangeable; ≠ not interchangeable; ← new for old; → old for new

0207

NOZZLE HOLDER [COMPONENT PARTS]
 PORTE-INJECTEUR [PARTIES COMPOSANTES]



16347-015-10

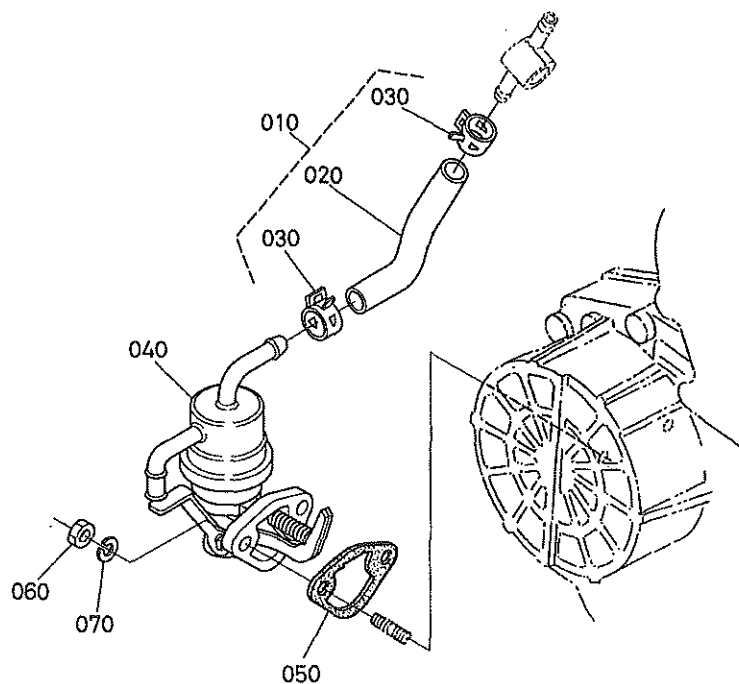
A:D1105-E2-UV

REF. No. POS. No.	PART No. REFERENCE	PART NAME	DESIGNATION	Q' TY/S. No. Q' TE/No. S.		I. C.	REMARKS REMARQUES
				A	B		
010	16065-5390-0	KIT HOLDER, NOZZLE	ENS. PORTE-INJECTEUR	3	-		
020	16032-9203-0	NUT	ECROU	3	-		
030	16032-5323-0	WASHER, ADJUSTING	RONDELLE DE REGLAGE	3	-		
040	16032-5317-0	SPRING, NOZZLE	RESSORT D' INJECTEUR	3	-		
050	16032-5335-0	SPACER, DISTANCE	ENTRETOISE	3	-		
060	16032-5316-0	PUSH ROD	TIGE DE POUSSOIR	3	-		
070	16032-5328-0	NUT, NOZZLE	ECROU D' INJECTEUR	3	-		
080	16032-9404-0	WASHER, PLAIN	RONDELLE FREIN	3	-		
090	16065-5361-0	PIECE, NOZZLE	ELEMENT D' INJECTEUR	3	-		
100	16032-9810-0	ASSY WASHER, ADJUST	ENS. RONDELLE	3	-		OPTION
110	16032-9850-0	WASHER, ADJUSTING	RONDELLE DE REGLAGE	3	-		Ø. 10mm
110	16032-9851-0	WASHER, ADJUSTING	RONDELLE DE REGLAGE	3	-		Ø. 20mm
110	16032-9852-0	WASHER, ADJUSTING	RONDELLE DE REGLAGE	3	-		Ø. 30mm
110	16032-9853-0	WASHER, ADJUSTING	RONDELLE DE REGLAGE	3	-		Ø. 40mm
110	16032-9854-0	WASHER, ADJUSTING	RONDELLE DE REGLAGE	3	-		Ø. 50mm
110	16032-9855-0	WASHER, ADJUSTING	RONDELLE DE REGLAGE	3	-		Ø. 52mm
110	16032-9856-0	WASHER, ADJUSTING	RONDELLE DE REGLAGE	3	-		Ø. 54mm
110	16032-9857-0	WASHER, ADJUSTING	RONDELLE DE REGLAGE	3	-		Ø. 56mm
110	16032-9858-0	WASHER, ADJUSTING	RONDELLE DE REGLAGE	3	-		Ø. 58mm
110	16032-9859-0	WASHER, ADJUSTING	RONDELLE DE REGLAGE	3	-		Ø. 80mm
120	15841-5362-2	GASKET	JOINT	3	-		
130	19077-5365-0	SEAL, HEAT	JOINT DE CHALEUR	3	-		

↔ Interchangeable; ≠ not interchangeable; ← new for old; → old for new

0301

FUEL PUMP (MECHANICAL)
POMPE D' ALIMENTATION (MECANIQUE)



16910-012-10

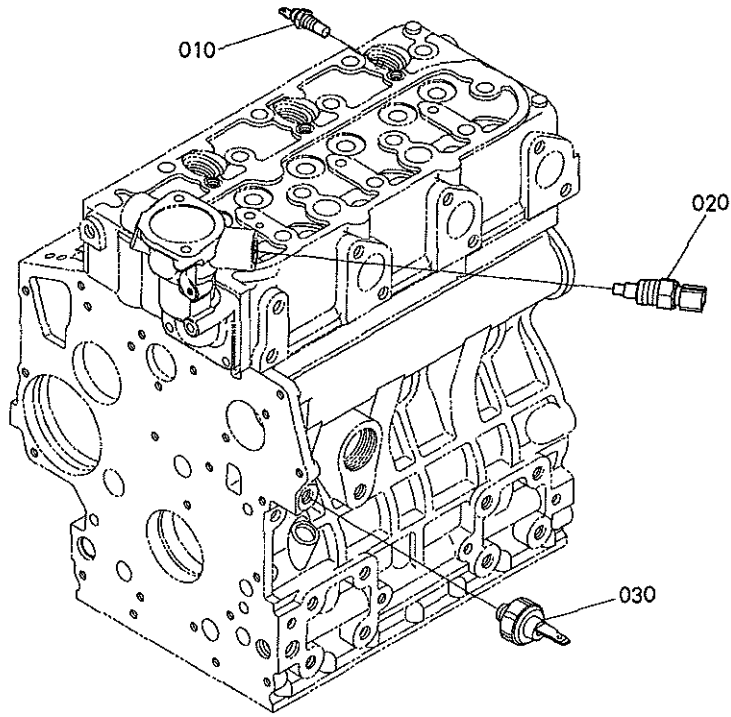
A:D1105-E2-UV

REF. No. POS. No.	PART No. REFERENCE	PART NAME	DESIGNATION	Q' TY/S. No. Q' TE/No. S.		I. C.	REMARKS REMARQUES
				A	B		
010	16032-4201-0	ASSY TUBE, FUEL	ENS. TUYAU CARBURANT	1	-		
020	09661-80075	TUBE, FUEL	TUYAU	1	-		
030	14911-4275-0	CLIP, PIPE	ATTACHE	2	-		
040	16285-5203-2	ASSY PUMP, FUEL	ENS. POMPE D' ALIMEN.	1	-		
050	16264-5214-0	GASKET, FUEL PUMP	JOINT DE POMP. CARB.	1	-		
060	02056-50060	NUT	ECROU	2	-		
070	04512-60060	WASHER, SPRING	RONDELLE GROUER	2	-		

↔ Interchangeable; ≠ not interchangeable; ← new for old; → old for new

0406

OIL SWITCH/THERMOMETER AND PLUG
CONTACT A HUILE THERMOMETRE ET OBTURATEUR



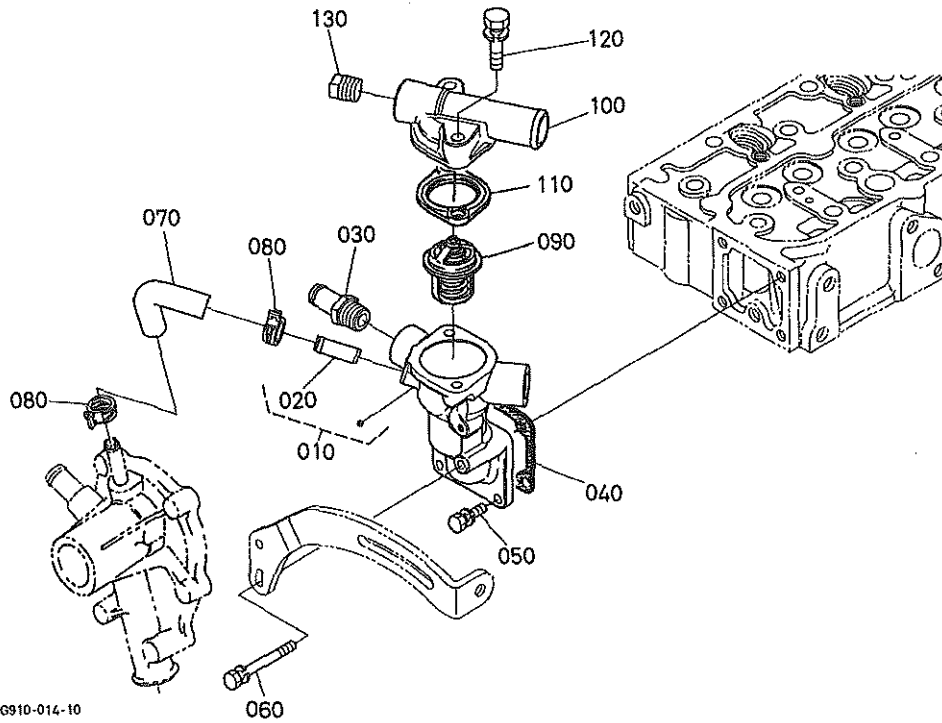
16910-013-10

A:D1105-E2-UV

REF. No. POS. No.	PART No. REFERENCE	PART NAME	DESIGNATION	Q' TY/S. No. Q' TE/No. S.		I. C.	REMARKS REMARQUES
				A	B		
010	31351-3283-0	SENSOR, THERMO	MANO CONTACT D' EAU	1	-		
020	1G910-8304-0	SWITCH, THERMOMETER	INTERRUP. THERMOMET	1	-		
030	1A024-3901-0	SWITCH, OIL	MANO-CONTACT D' HUILE	1	-		

0500

WATER FLANGE AND THERMOSTAT BRIDE A EAU ET THERMOSTAT



1G910-014-10

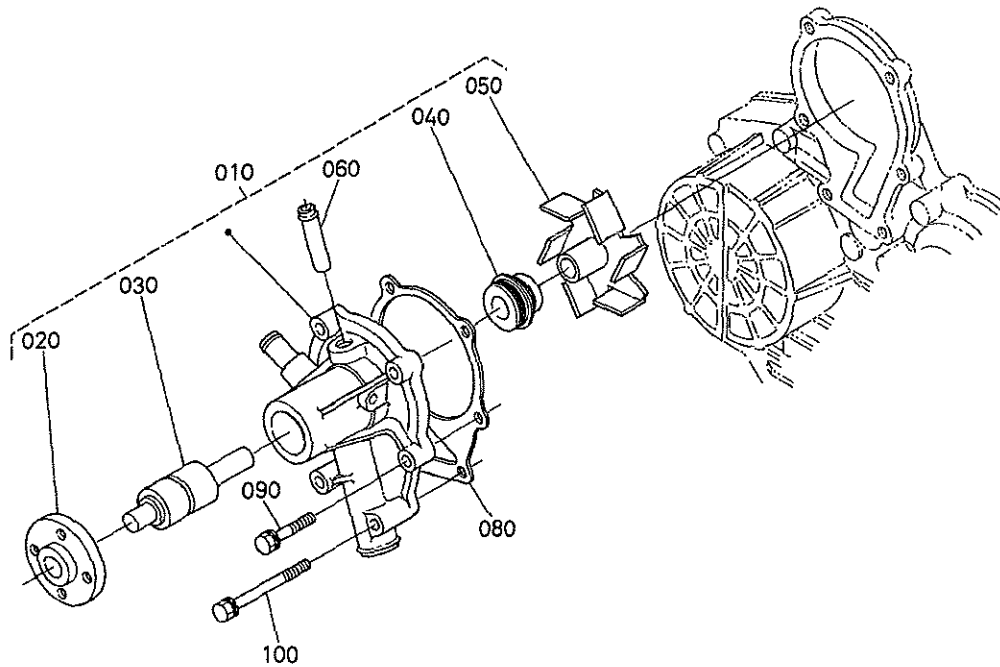
A:D1105-E2-UV

REF. No. POS. No.	PART No. REFERENCE	PART NAME	DESIGNATION	Q' TY/S. No. Q' TE/No. S.		I. C.	REMARKS REMARQUES
				A	B		
010	19008-7270-0	COMP. FLANGE, WATER	BRIDE A EAU COMP.	1	-		
020	16241-7337-0	PIPE, WATER RETURN	TUYAU RETOUR D'EAU	1	-		
030	1G910-7335-0	PIPE, WATER RETURN	TUYAU RETOUR D'EAU	1	-		
040	16264-7292-0	GASKET, WATER FLANGE	JOINT DE BRIDE	1	-		
050	01023-50616	BOLT	VIS	3	-		
060	01023-50655	BOLT	VIS	1	-		
070	16241-7335-0	PIPE, WATER RETURN	TUYAU RETOUR D'EAU	1	-		
080	16241-7336-0	BAND, PIPE	COLLIER DE TUYAU	2	-		
090	15321-7301-4	ASSY THERMOSTAT	THERMOSTAT COMP.	1	-		
100	1G284-7326-0	COVER, THERMOSTAT	COUV. DE THERMOSTAT	1	-		
110	16221-7327-0	GASKET, THERMOSTAT	JOINT	1	-		
120	01123-50835	BOLT	VIS	2	-		
130	19071-9602-0	PLUG	BOUCHON	1	-		

↔ Interchangeable; ≠ not interchangeable; ← new for old; → old for new

0501

WATER PUMP
POMPE A EAU



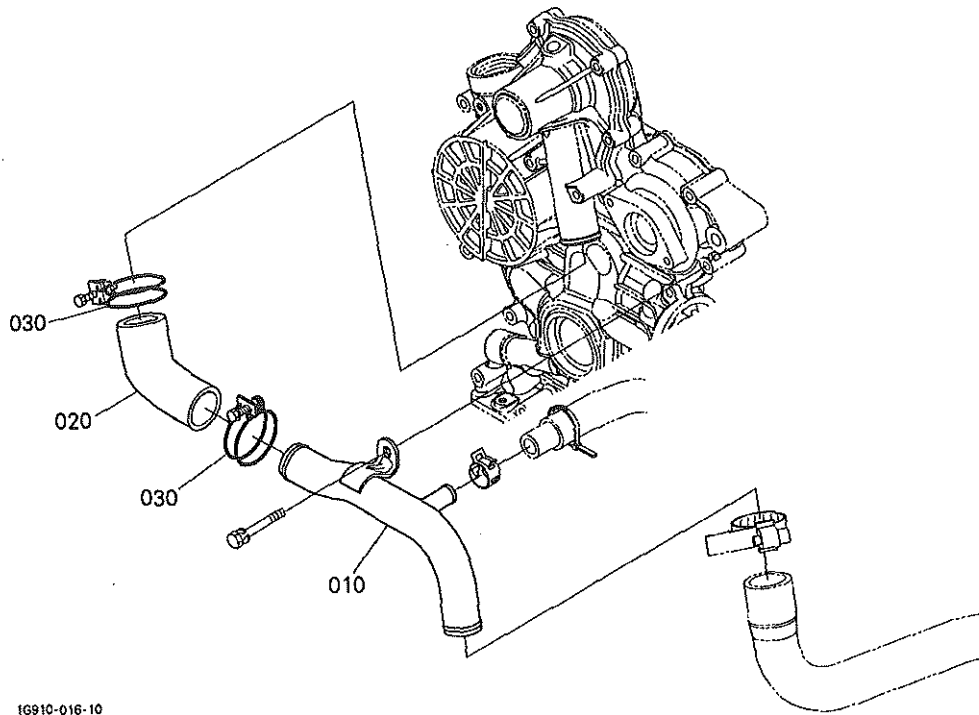
1G910-015-10

A:D1105-E2-UV

REF. No. POS. No.	PART No. REFERENCE	PART NAME	DESIGNATION	Q' TY/S. No. Q' TE/No. S.		I. C.	REMARKS REMARQUES
				A	B		
010	1G910-7303-0	ASSY PUMP, WATER	ENS. POMPE A EAU	1	-		
020	16259-7352-0	FLANGE, WATER PUMP	BRIDE DE POMPE A EAU	1	-		
030	16259-7355-2	BEARING	ROULEMENT	1	-		
040	1G642-7305-0	ASSY SEAL, MECHANICAL	ENS. JOINT MECANIQUE	1	-		
050	16259-7351-2	IMPELLER, WATER PUMP	TURBINE DE POMPE	1	-		
060	16241-7334-0	PIPE, WATER RETURN	TUYAU RETOUR D'EAU	1	-		
070		BLANK	BLANC	-	-		
080	16239-7343-0	GASKET, WATER PUMP	JOINT DE POMPE A EAU	1	-		
090	01023-50630	BOLT	VIS	4	-		
100	01023-50685	BOLT	VIS	2	-		

0503

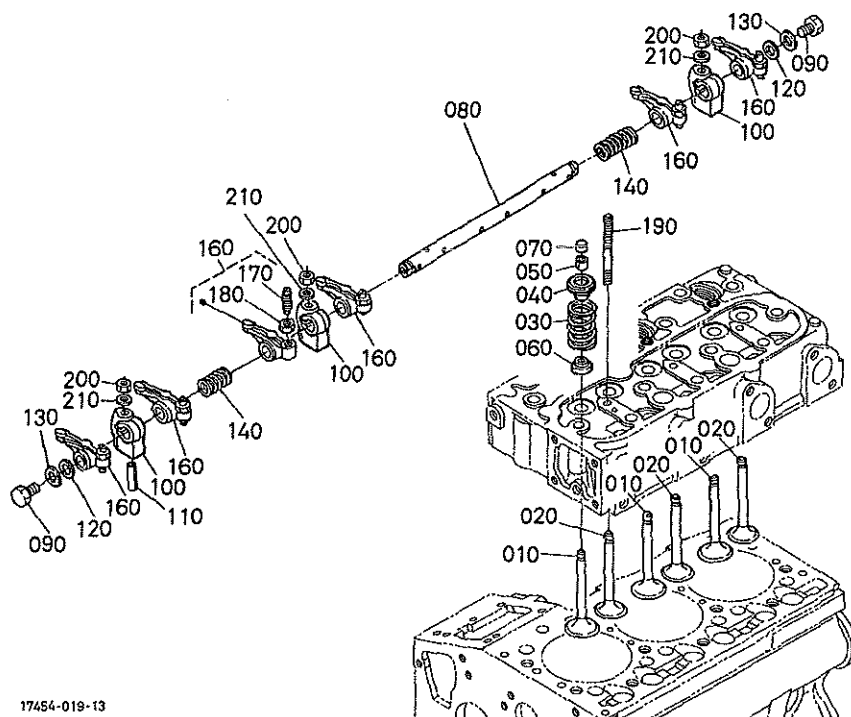
WATER PIPE
TUYAU D' EAU



A:D1105-E2-UV

REF. No. POS. No.	PART No. REFERENCE	PART NAME	DESIGNATION	Q' TY/S. No. Q' TE/No. S.		I. C.	REMARKS REMARQUES
				A	B		
010	1G910-7286-0	PIPE, WATER	TUYAU D' EAU	1	-		
020	1G680-7287-0	PIPE, WATER	TUYAU D' EAU	1	-		
030	36200-8272-0	CLAMP	ATTACHE	2	-		

↔ interchangeable; ≠ not interchangeable; ← new for old; → old for new

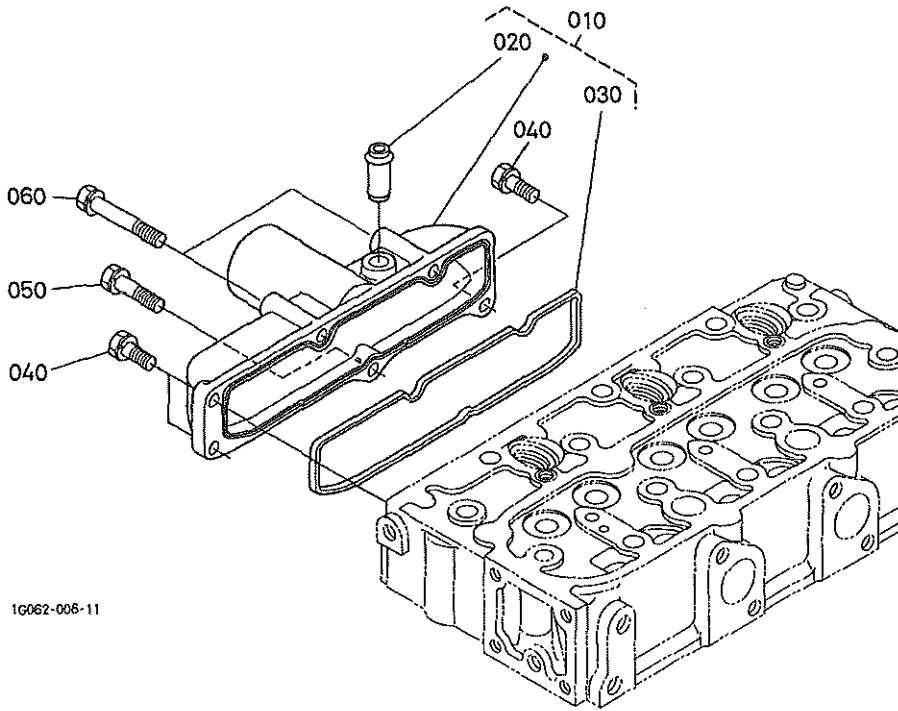


17454-019-13

A:D1105-E2-UV

REF. No. POS. No.	PART No. REFERENCE	PART NAME	DESIGNATION	Q' TY/S. No. Q' TE/No. S.		I. C.	REMARKS REMARQUES
				A	B		
010	16241-1311-5	VALVE, INLET	SOUPAPE D' ADMISSION	3	-		
020	16241-1312-6	VALVE, EXHAUST	SOUPAPE D' ECHAPMENT	3	-		
030	16271-1324-0	SPRING, VALVE	RESSORT DE SOUPAPE	6	-		
040	16261-1333-0	RETAINER, SPRING	ARRETOIR DE RESSORT	6	-		
050	15261-1336-0	COLLET, VALVE SPRING	DEMI CLAVETTE	6	-		SET
060	16010-1315-0	SEAL, VALVE STEM	JOINT DE SOUPAPE	6	-		
070	16241-1328-0	CAP, VALVE	CHAPEAU DE SOUPAPE	6	-		
080	16261-1426-4	SHAFT, ROCKER ARM	ARBRE DE CULBUTEUR	1	-		
090	01023-50610	BOLT	VIS	2	-		
100	16241-1435-0	BRACKET, ROCKER ARM	SUPPORT DE CULBUTEUR	3	-		
110	05411-00428	PIN, SPRING	GOUPILLE-RESSORT	1	-		
120	16241-1443-0	WASHER, R-ARM. SHAFT	RONDELLE	2	-		
130	15841-9402-2	WASHER, PLAIN	RONDELLE FREIN	2	-		
140	16241-1431-0	SPRING, ROCKER ARM	RESSORT DE CULBUTEUR	2	-		
150	---	BLANK	BLANC	-	-		
160	16241-1403-2	ASSY ROCKER ARM	ENS. CULBUTEURS	6	-		
170	16241-1423-0	SCREW, ADJUSTING	VIS DE REGLAGE	6	-		
180	16241-1424-0	NUT	ECROU	6	-		
190	16241-1441-0	STUD	GOUJON	3	-		
200	15261-9201-0	NUT	ECROU	3	-		
210	15261-9401-0	WASHER, PLAIN	RONDELLE FREIN	3	-		

↔ interchangeable; ≠ not interchangeable; ← new for old; → old for new



16062-008-11

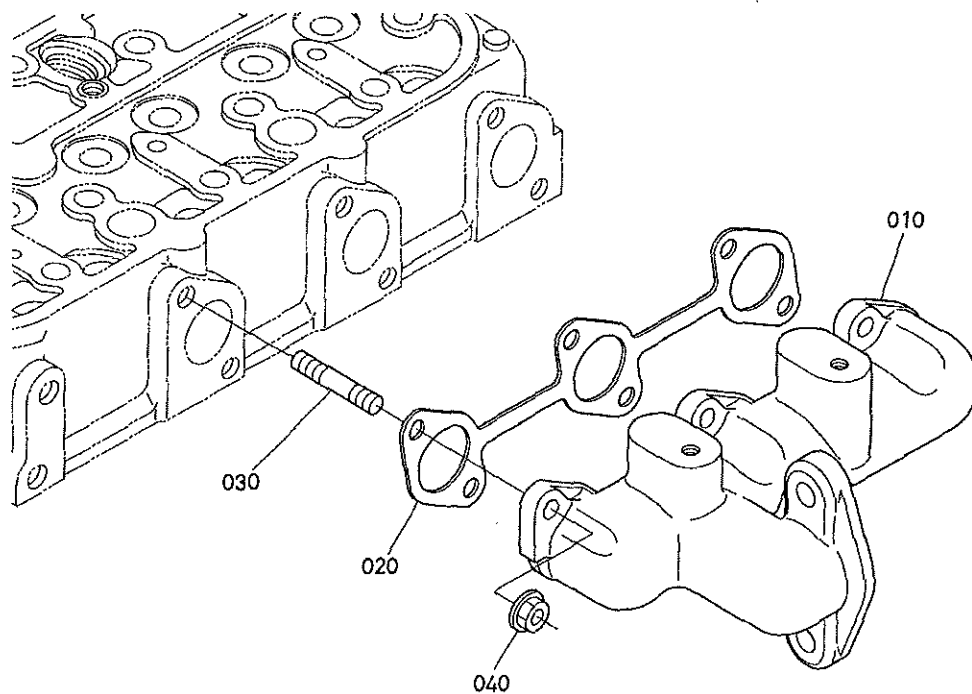
A:D1105-E2-UV

REF. No. POS. No.	PART No. REFERENCE	PART NAME	DESIGNATION	Q' TY/S. No. Q' TE/No. S.		I. C.	REMARKS REMARQUES
				A	B		
010	17407-1177-0	ASSY MANIFOLD, INLET	ENS. COLLECTEUR D'AD.	1	-		
020	16241-0555-0	JOINT, BREATHER PIPE	RACCORD D'ASPI-TUYAU	1	-		
030	16261-1182-2	GASKET, IN-MANIFOLD	JOINT DE COLL. ADM.	1	-		
040	01023-50618	BOLT	VIS	3	-		
050	01023-50630	BOLT	VIS	1	-		
060	01023-60650	BOLT	VIS	2	-		

↔ interchangeable; ≠ not interchangeable; ← new for old; → old for new

0602

EXHAUST MANIFOLD
COLLECTER D' ECHAPPEMENT



16910-017-10

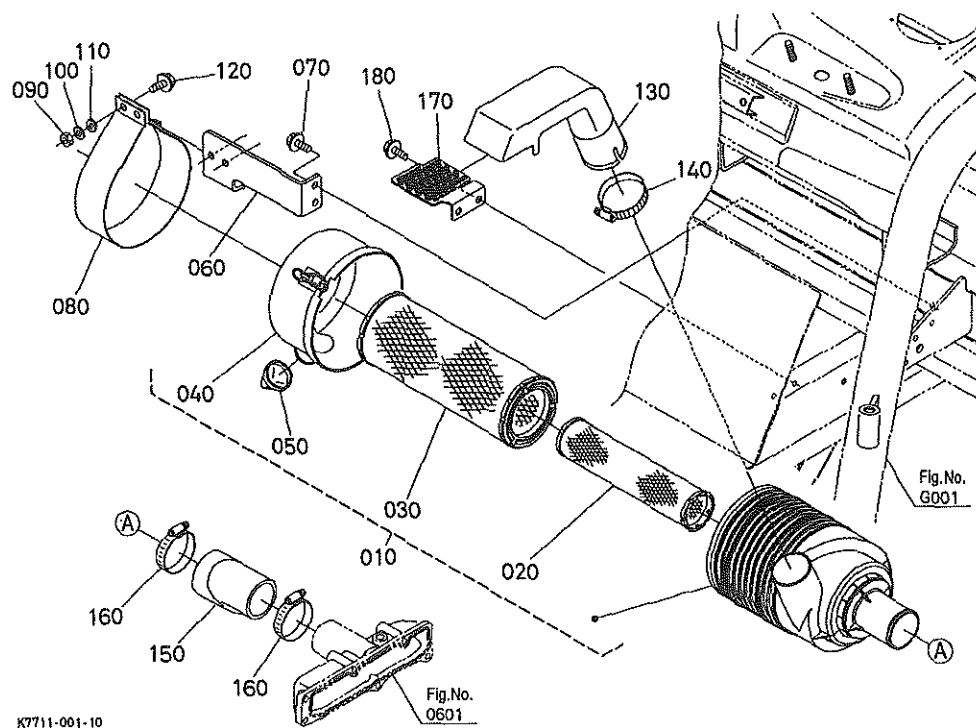
A:D1105-E2-UV

REF. No. POS. No.	PART No. REFERENCE	PART NAME	DESIGNATION	Q' TY/S. No. Q' TE/No. S.		I. C.	REMARKS REMARQUES
				A	B		
010	16264-1231-0	MANIFOLD, EXHAUST	COLLECTEUR D' ECHAPP.	1	-		
020	16261-1235-0	GASKET, EX-MANIFOLD	JOINT DE COLL. ECHAP.	1	-		
030	16241-9149-0	STUD	GOUJON	6	-		
040	16271-9201-0	NUT	ECROU	6	-		

↔ Interchangeable; ≠ not interchangeable; ← new for old; → old for new

0603

AIR CLEANER
FILTRE A AIR



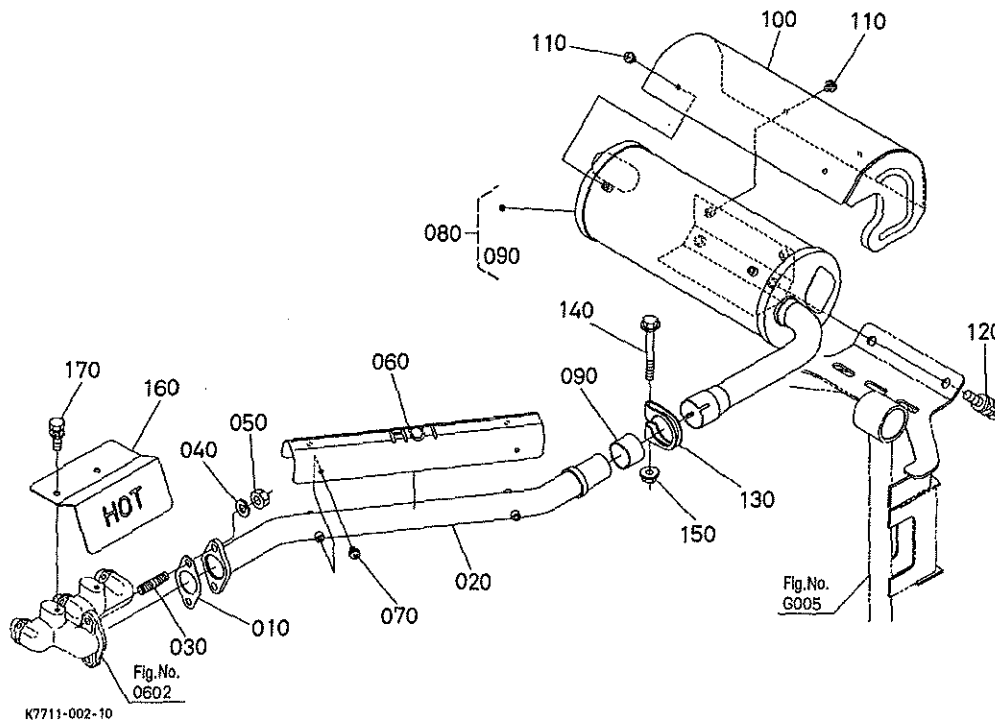
A:RTV1100CW B:RTV1100GR

REF. No. POS. No.	PART No. REFERENCE	PART NAME	DESIGNATION	Q' TY/S. No. Q' TE/No. S.		I. C.	REMARKS REMARQUES
				A	B		
010	K7711-8211-0	ASSY CLEANER, AIR	ENS. FILTRE A AIR	1	1		
020	TA040-9322-0	ASSY ELEMENT, INNER	ELEMENT FILTRANT	1	1		
030	TA040-9323-0	ASSY ELEMENT, OUTER	ELEMENT FILTRANT	1	1		
040	TA040-9324-0	ASSY COVER, A/C	ENS. COUVERCLE F/A	1	1		
050	TA040-9325-0	VALVE, EVACUATOR	SOUPAPE	1	1		
060	K7711-8217-0	STAY, AIR CLEANER	ETAI, FILTRE A AIR	1	1		
070	01754-50820	BOLT, FLANGE	VIS DE BUTEE	2	2		
080	K7711-8214-0	SUPPORT, AIR CLEANER	SUPPORT FILT. A AIR	1	1		
090	02054-50080	NUT	ECROU	2	2		
100	04512-60080	WASHER, SPRING	RONDELLE GROWER	2	2		
110	04013-60080	WASHER, PLAIN	RONDELLE FREIN	2	2		
120	01754-50820	BOLT, FLANGE	VIS DE BUTEE	2	2		
130	K7711-8213-3	PIPE, INTAKE	TUYAU D'ADMISSION	1	1		
140	K1211-8217-0	BAND, PIPE	COLLIER DE TUYAU	1	1		
150	K7711-8212-0	HOSE, INLET	TUYAU D'ADMISSION	1	1		
160	K1211-8217-0	BAND, PIPE	COLLIER DE TUYAU	2	2		
170	K7711-8215-0	NET, AIR CLEANER	FILET	1	1		
180	01754-50820	BOLT, FLANGE	VIS DE BUTEE	2	2		

↔ Interchangeable; ≠ not interchangeable; ← new for old; → old for new

0605

MUFFLER
SILENCIEUX



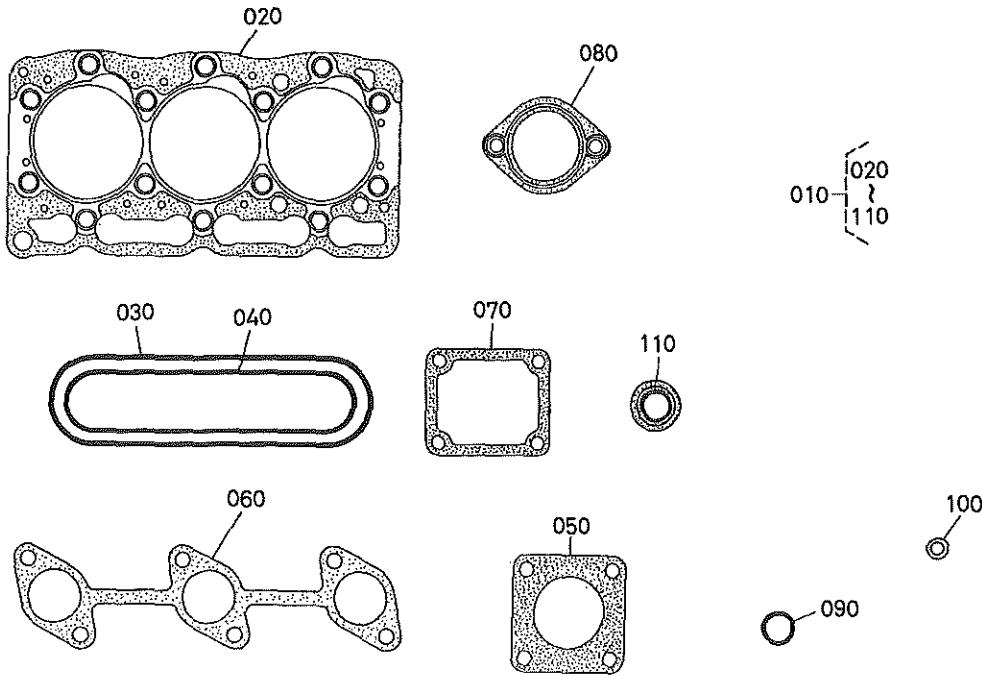
A:RTV1100CW B:RTV1100CR

REF. No. POS. No.	PART No. REFERENCE	PART NAME	DESIGNATION	Q' TY/S. No. Q' TE/No. S.		I. C.	REMARKS REMARQUES
				A	B		
010	15313-1237-0	GASKET, NA	JOINT	1	1		
020	K7711-8312-0	PIPE, EXHAUST	TUYAU, ECHAPPEMENT	1	1		
030	01517-61022	STUD	GOIJON	2	2		
040	04512-60100	WASHER, SPRING	RONDELLE GROWER	2	2		
050	02118-50100	NUT	ECROU	2	2		
060	K7711-8332-0	COVER, PIPE	COUVERCLE	1	1		
070	K7711-8316-0	SCREW	VIS	4	4		
080	K7711-8311-0	MUFFLER	SILENCIEUX	1	1		
090	K7711-8315-0	GASKET, MUFFLER	JOINT DE SILENCIEUX	1	1		
100	K7711-8333-0	COVER, MUFFLER	COUV. DE SILENCIEUX	1	1		
110	K7711-8316-0	SCREW	VIS	4	4		
120	01135-61020	BOLT	VIS	2	2		
130	15616-1242-0	BAND, PIPE	COLLIER DE TUYAU	1	1		
140	01754-50870	BOLT, FLANGE	VIS DE BUTEE	1	1		
150	02751-50080	NUT, FLANGE	ECROU A EMBASE	1	1		
160	K7711-8331-0	COVER, HEAT PROOF	COUVERCLE	1	1		
170	01123-50820	BOLT	VIS	2	2		

↔ Interchangeable; ≠ not interchangeable; ← new for old; → old for new

0900

UPPER GASKET KIT
JEU DE JOINTS SUPERIEUR



16054-001-10

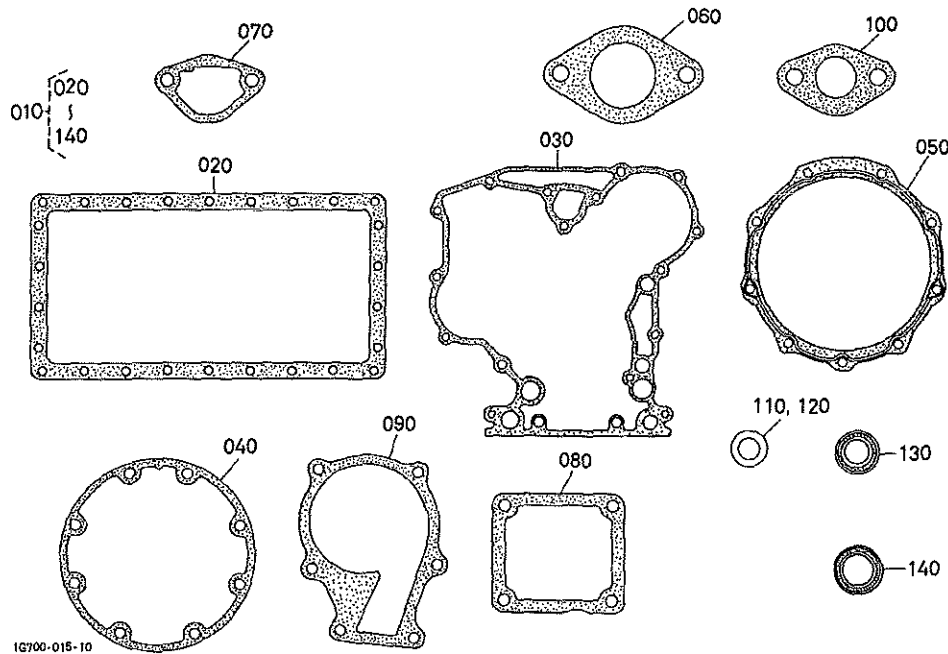
A:D1105-E2-UV

REF. No. POS. No.	PART No. REFERENCE	PART NAME	DESIGNATION	Q' TY/S. No. Q' TE/No. S.		I. C.	REMARKS REMARQUES
				A	B		
010	16069-9935-3	KIT GASKET, UPPER	JEU DE JOINTS SUPER.	1	-		
020	16063-0331-0	GASKET, CYLINDER HEAD	JOINT	1	-		
030	16261-1452-0	GASKET, HEAD COVER	JOINT COUVRE-CULASSE	1	-		
040	16261-1182-2	GASKET, IN-MANIFOLD	JOINT DE COLL. ADM.	1	-		
050	15313-1237-0	GASKET, NA	JOINT	1	-		
060	16261-1235-0	GASKET, EX-MANIFOLD	JOINT DE COLL. ECHAP.	1	-		
070	16264-7292-0	GASKET, WATER FLANGE	JOINT DE BRIDE	1	-		
080	16221-7327-0	GASKET, THERMOSTAT	JOINT	1	-		
090	04814-50300	O RING	JOINT TORIQUE	1	-		
100	15951-9666-0	GASKET	JOINT	3	-		
110	10010-1315-0	SEAL, VALVE STEM	JOINT DE SOUPE	6	-		

↔ Interchangeable; ≠ not interchangeable; ← new for old; → old for new

0901

LOWER GASKET KIT
 JEU DE JOINTS INFÉRIEUR



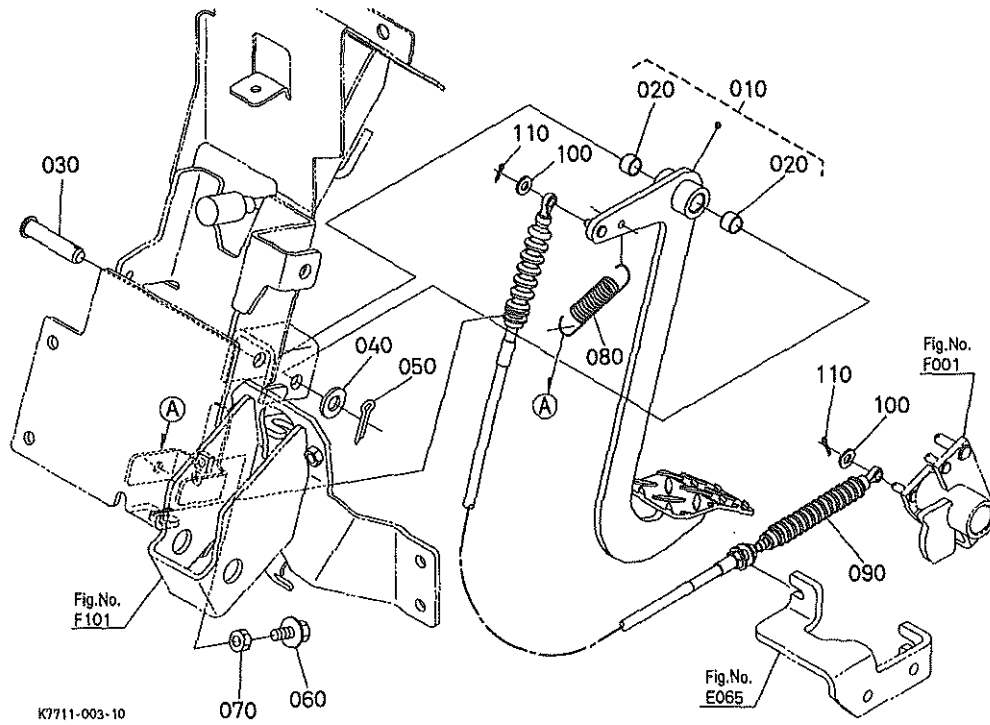
A:D1105-E2-UV

REF. No. POS. No.	PART No. REFERENCE	PART NAME	DESIGNATION	Q' TY/S. No. Q' TE/No. S.		I. C.	REMARKS REMARQUES
				A	B		
010	1G700-9936-0	KIT GASKET, LOWER	JEU DE JOINTS INFER.	1	-		
020	16299-0162-0	GASKET, OIL PAN	JOINT	1	-		OUT OF USE
030	1G700-0413-2	GASKET, GEAR CASE	JOINT	1	-		
040	16264-0436-0	GASKET, BRG. CASE	JOINT	1	-		
050	16264-0482-2	GASKET, CASE COVER	JOINT DE CARTER FOU	1	-		
060	16299-6015-0	GASKET	JOINT	1	-		OUT OF USE
070	16264-5214-0	GASKET, FUEL PUMP	JOINT DE POMP. CARB.	1	-		
080	16264-5721-0	GASKET	JOINT	1	-		
090	16239-7343-0	GASKET, WATER PUMP	JOINT DE POMPE A EAU	1	-		
100	16299-5626-0	GASKET	JOINT	1	-		
110	15601-9665-0	GASKET	JOINT	6	-		
120	15841-5362-2	GASKET	JOINT	3	-		
130	16241-0421-2	SEAL, OIL	BAGUE JOINT	1	-		
140	16285-0446-0	SEAL, OIL	BAGUE JOINT	1	-		

↔ interchangeable; ≠ not interchangeable; ← new for old; → old for new

A020

ACCELERATOR PEDAL
PEDALE D'ACCELERATEUR



K7711-003-10

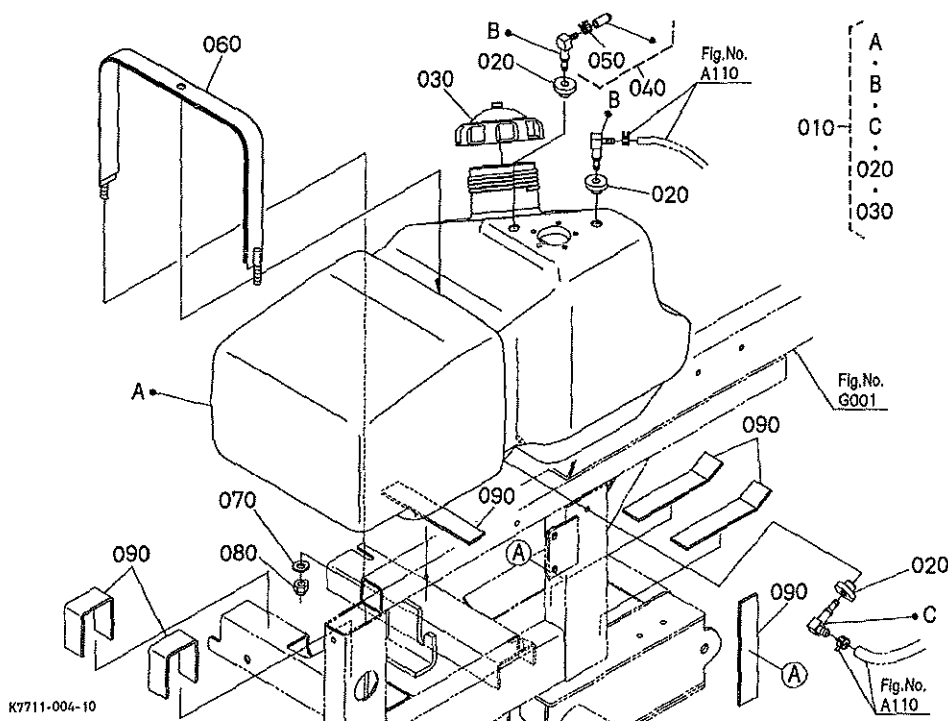
A:RTV1100CW B:RTV1100CR

REF. No. POS. No.	PART No. REFERENCE	PART NAME	DESIGNATION	Q' TY/S. No. Q' TE/No. S.		I. G.	REMARKS REMARQUES
				A	B		
010	K7711-4211-0	PEDAL, ACCEL.	PEDALE, ACCEL.	1	1		
020	08511-01210	BUSH	BAGUE	2	2		
030	05112-51255	PIN, JOINT	GOUVILLE	1	1		
040	04013-60120	WASHER, PLAIN	RONDELLE FREIN	1	1		
050	05511-50425	PIN, SPLIT	GOUVILLE FENDUE	1	1		
060	01754-50825	BOLT, FLANGE	VIS DE BUTEE	1	1		
070	02114-50080	NUT	ECROU	1	1		
080	K1122-4323-0	SPRING, PARKING LOCK	RESSORT	1	1		
090	K7711-4231-0	CABLE, ACCEL.	CABLE DE L'ACCELERAT	1	1		
100	04013-60060	WASHER, PLAIN	RONDELLE FREIN	2	2		
110	05511-51615	PIN, SPLIT	GOUVILLE FENDUE	2	2		

↔ Interchangeable; ≠ not interchangeable; ← new for old; → old for new

A101

FUEL TANK
RESERVOIR A CARBURANT



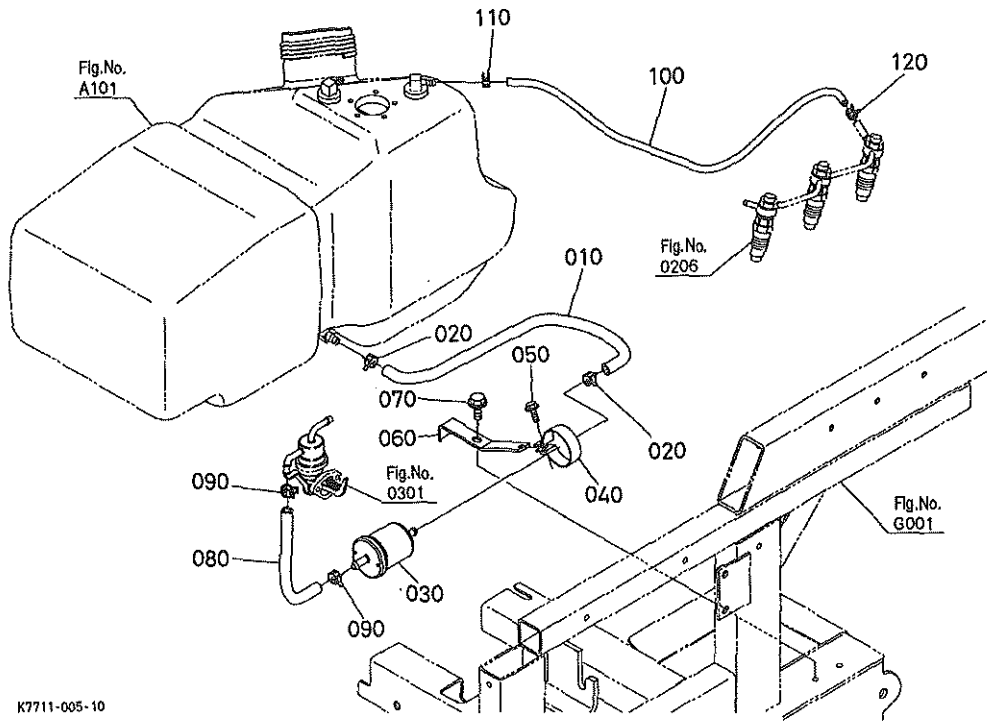
A:RTV1100GW B:RTV1100GR

REF. No. POS. No.	PART No. REFERENCE	PART NAME	DESIGNATION	Q' TY/S. No. Q' TE/No. S.		I. C.	REMARKS REMARQUES
				A	B		
010	K7711-2410-0	ASSY TANK, FUEL	RESERVOIR A CARBURAN	1	1		
020	K1211-2413-0	GROMMET, FUEL	RONDELLE	3	3		
030	K1211-3412-0	CAP, FUEL	BOUCHON DE RESERVOIR	1	1		
040	K7711-2430-0	ASSY PLUG, TANK	ENS. BOUCHON	1	1		
050	09318-88095	CLAMP, HOSE	COLLIER DE DURITE	1	1		
060	K7711-2421-0	BAND, FUEL TANK	COL. RESERV CARBUR.	1	1		
070	04013-60080	WASHER, PLAIN	RONDELLE FREIN	2	2		
080	02552-50080	NUT, LOCK	CONTRE-ECROU	2	2		
090	K7561-2426-2	CUSHION	COUSSIN	6	6		

↔ Interchangeable; ≠ not interchangeable; ← new for old; → old for new

A110

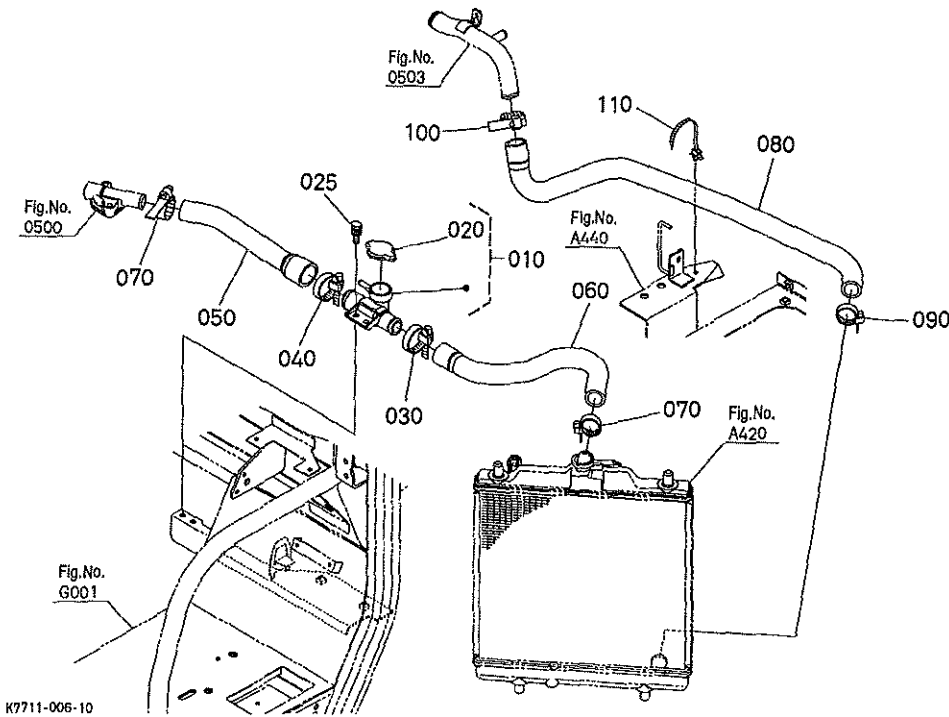
FUEL PIPE TUYAU A CARBURANT



K7711-005-10

A:RTV1100CW B:RTV1100CR

REF. No. POS. No.	PART No. REFERENCE	PART NAME	DESIGNATION	Q' TY/S. No. Q' TE/No. S.		I. C.	REMARKS REMARQUES
				A	B		
010	09664-80400	TUBE, FUEL	TUYAU	1	1		
020	09318-88125	CLAMP, HOSE	COLLIER DE DURITE	2	2		
030	12581-4301-2	ASSY FILTER, FUEL	ENS. FILTRE, COMBUST	1	1		
040	66103-5833-0	BAND, FILTER	COLLIER DE FILTRE	1	1		
050	01754-50616	BOLT, FLANGE	VIS DE BUTEE	1	1		
060	K7711-2422-0	STAY, FUEL FILTER	SUPPORT DE FILTRE	1	1		
070	01754-50816	BOLT, FLANGE	VIS DE BUTEE	1	1		
080	09664-80170	TUBE, FUEL	TUYAU	1	1		
090	09318-88125	CLAMP, HOSE	COLLIER DE DURITE	2	2		
100	09664-40440	TUBE, FUEL	TUYAU	1	1		
110	09318-88080	CLAMP, HOSE	COLLIER DE DURITE	1	1		
120	09318-88095	CLAMP, HOSE	COLLIER DE DURITE	1	1		

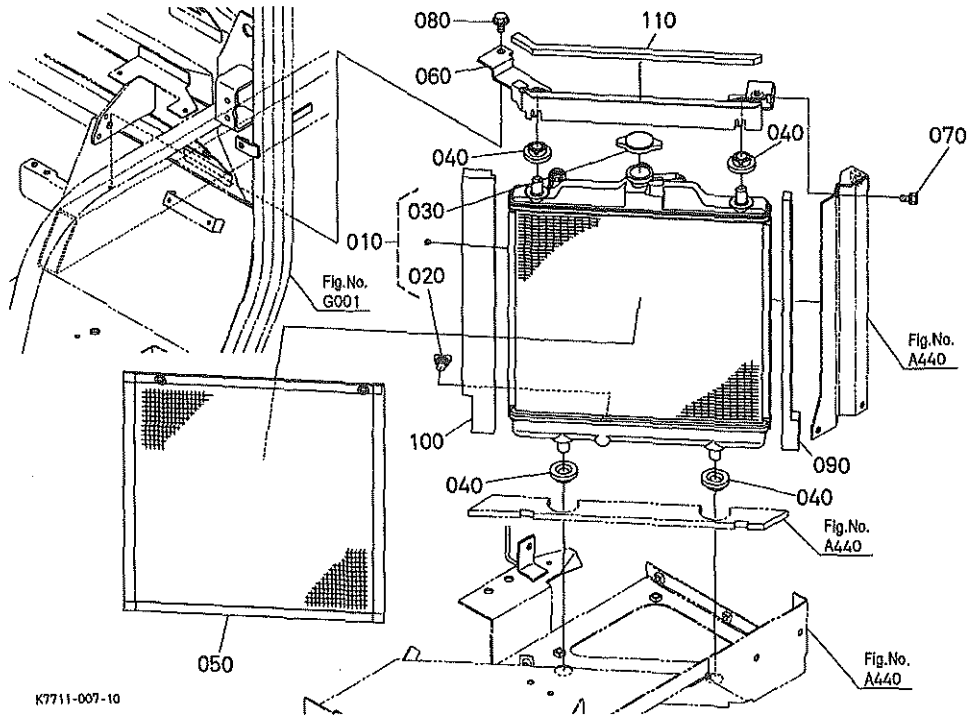


A:RTV1100CW B:RTV1100CR

REF. No. POS. No.	PART No. REFERENCE	PART NAME	DESIGNATION	Q' TY/S. No. Q' TE/No. S.		I. C.	REMARKS REMARQUES
				A	B		
010	RC411-4231-0	ASSY CAP	ENS. BOUCHON	1	1		
020	17214-7202-0	ASSY CAP, RADIATOR	BOUCHON COMPLET	1	1		
025	01125-60820	BOLT	VIS	2	2		
030	67955-3623-0	CLAMP	ATTACHE	1	1		
040	K7561-8517-2	CLAMP, HOSE	COLLIER DE DURITE	1	1		
050	K7711-8515-0	HOSE, WATER UPPER	TUYAU D'EAU	1	1		
060	K7711-8516-0	HOSE, WATER UPPER	TUYAU D'EAU	1	1		
070	67955-3623-0	CLAMP	ATTACHE	2	2		
080	K7711-8517-0	HOSE, WATER LOWER	TUYAU D'EAU	1	1		
090	67955-3623-0	CLAMP	ATTACHE	1	1		
100	67955-3623-0	CLAMP	ATTACHE	1	1		
110	44366-6897-0	BAND, CORD	ATTACHE CABLE	1	1		

A420

RADIATOR
RADIATEUR



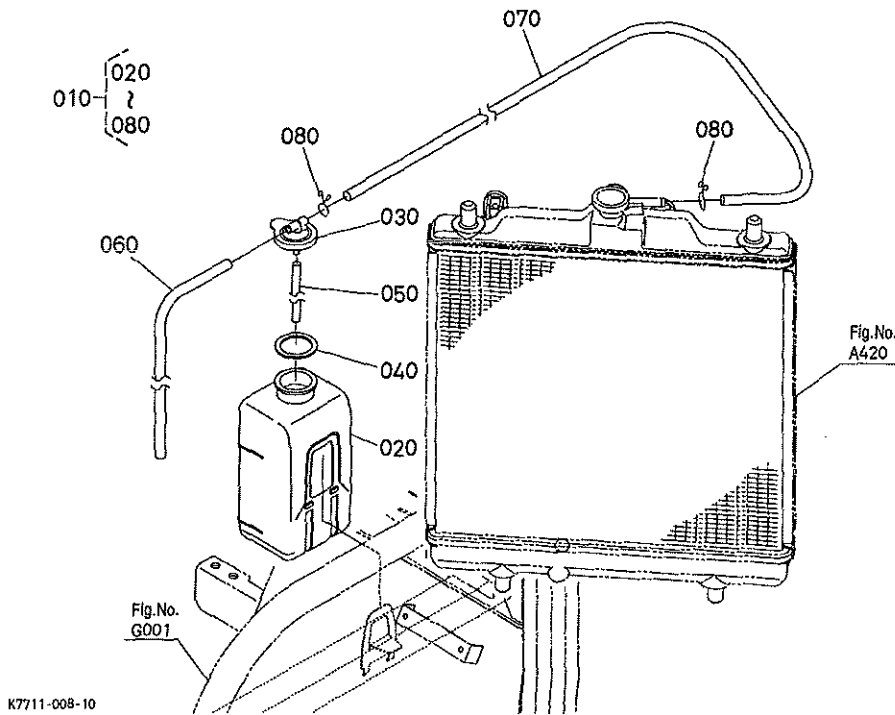
A:RTV1100GW B:RTV1100GR

REF. No. POS. No.	PART No. REFERENCE	PART NAME	DESIGNATION	Q' TY/S. No. Q' TE/No. S.		I. C.	REMARKS REMARQUES
				A	B		
010	K7711-8520-0	ASSY RADIATOR	ENS. RADIATEUR	1	1		
020	R1411-4252-0	ASSY COCK	ENS. COQ	1	1		
030	K7711-8523-0	CAP, RADIATOR	BOUCHON, RADIATEUR	1	1		
040	34070-1603-0	RUBBER	CAOUTCHOUC	4	4		
050	K7711-8591-0	NET, RADIATOR	GRILLE DE RADIATEUR	1	1		
060	K7711-8592-4	STAY, NET RADIATOR	SUPPORT DE FILET	1	1		
070	01123-60816	BOLT	VIS	1	1		
080	01754-50816	BOLT, FLANGE	VIS DE BUTEE	1	1		
090	K7711-8571-0	SEAL, RADIATOR LH	JOINT G.	1	1		
100	K7711-8573-0	SEAL, RADIATOR RH	JOINT D.	1	1		
110	K7711-8576-0	SEAL, RADIATOR UPPER	JOINT	1	1		

↔ interchangeable; ≠ not interchangeable; ← new for old; → old for new

A430

RESERVE TANK RESERVOIR DU RADIATEUR



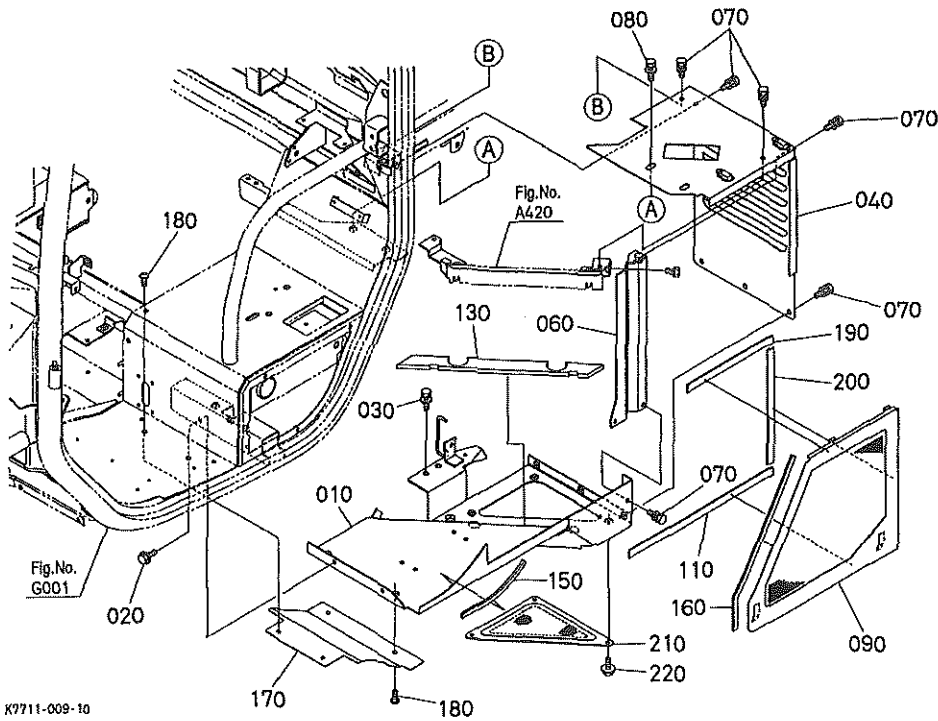
A:RTV1100GW B:RTV1100CR

REF. No. POS. No.	PART No. REFERENCE	PART NAME	DESIGNATION	Q' TY/S. No. Q' TE/No. S.		I. C.	REMARKS REMARQUES
				A	B		
010	K7711-8531-0	ASSY TANK, RESERVE	ENS. VASE D' EXPANSION	1	1		
020	15531-7241-0	BODY, TANK	CORPS DE RESERVOIR	1	1		
030	15531-7242-2	CAP	BOUCHON	1	1		
040	15531-7243-2	GASKET	JOINT	1	1		
050	56363-4151-0	HOSE, RESERVE TANK	TUYAU	1	1		
060	59140-2546-0	PIPE, OVER FLOW	TUYAU, TROP-PLEIN	1	1		
070	56363-4151-0	HOSE, RESERVE TANK	TUYAU	1	1		
080	15501-7247-0	CLIP, PIPE	ATTACHE	2	2		

↔ Interchangeable; ≠ not interchangeable; ← new for old; → old for new

A440

RADIATOR COVER
COVERCLE DE RADIATEUR

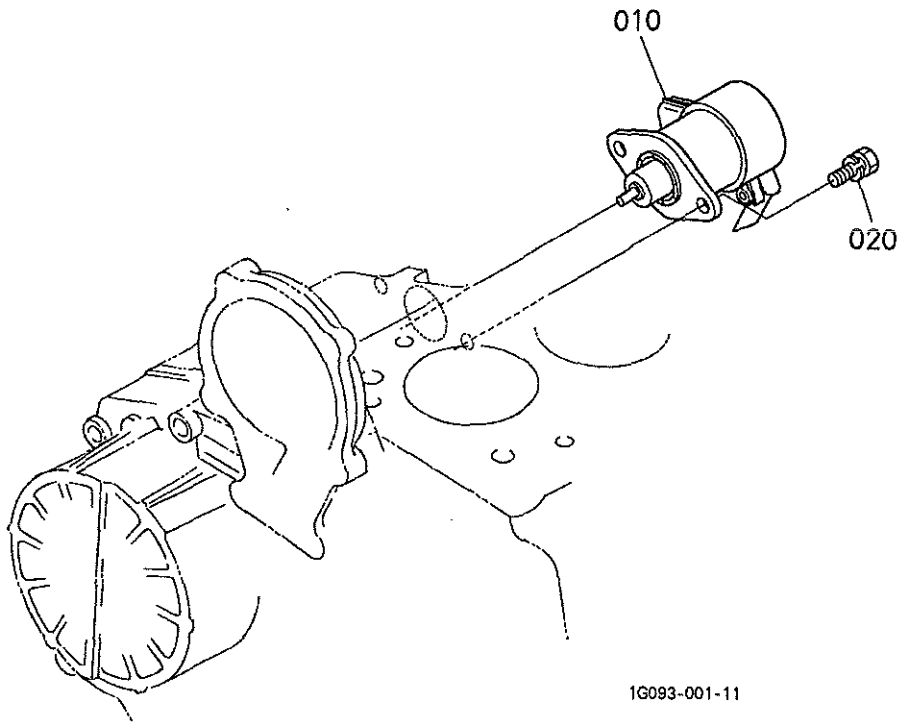


K7711-009-10

A:RTV1100CW B:RTV1100CR

REF. No. POS. No.	PART No. REFERENCE	PART NAME	DESIGNATION	Q' TY/S. No. Q' TE/No. S.		I. C.	REMARKS REMARQUES
				A	B		
010	K7711-8561-3	BASE, RADIATOR	CORPS	1	1		
020	01754-50816	BOLT, FLANGE	VIS DE BUTEE	2	2		
030	01127-60818	BOLT	VIS	2	2		
040	K7711-8562-0	COVER, RADIATOR	COUVERCLE	1	1		
050	---	BLANK	BLANC	-	-		
060	K7711-8564-0	POST, RADIATOR COVER	COLONNE	1	1		
070	01125-60820	BOLT	VIS	9	9		
080	01127-60818	BOLT	VIS	2	2		
090	K7711-8563-3	COVER, RADIATOR	COUVERCLE	1	1		
100	---	BLANK	BLANC	-	-		
110	K7711-8587-0	CUSHION, COVER	COUSSIN	1	1		
120	---	BLANK	BLANC	-	-		
130	K7711-8574-0	SEAL, RADIATOR UNDER	JOINT	1	1		
140	---	BLANK	BLANC	-	-		
150	K7711-8568-0	TRIM, COVER	EQUILIBRAGE	1	1		
160	K7711-8569-0	TRIM, COVER	EQUILIBRAGE	1	1		
170	K7711-8581-0	MUD GUARD, LH	GARDE-BOUE	1	1		
180	K1211-5436-0	SCREW, BUTTON	VIS	4	4		
190	K7711-8585-0	CUSHION, COVER	COUSSIN	1	1		
200	K7711-8586-0	CUSHION, COVER	COUSSIN	1	1		
210	K7711-8582-0	COVER, RADIATOR	COUVERCLE	1	1		
220	01754-50816	BOLT, FLANGE	VIS DE BUTEE	3	3		

↔ Interchangeable; ≠ not interchangeable; ← new for old; → old for new



1G093-001-11

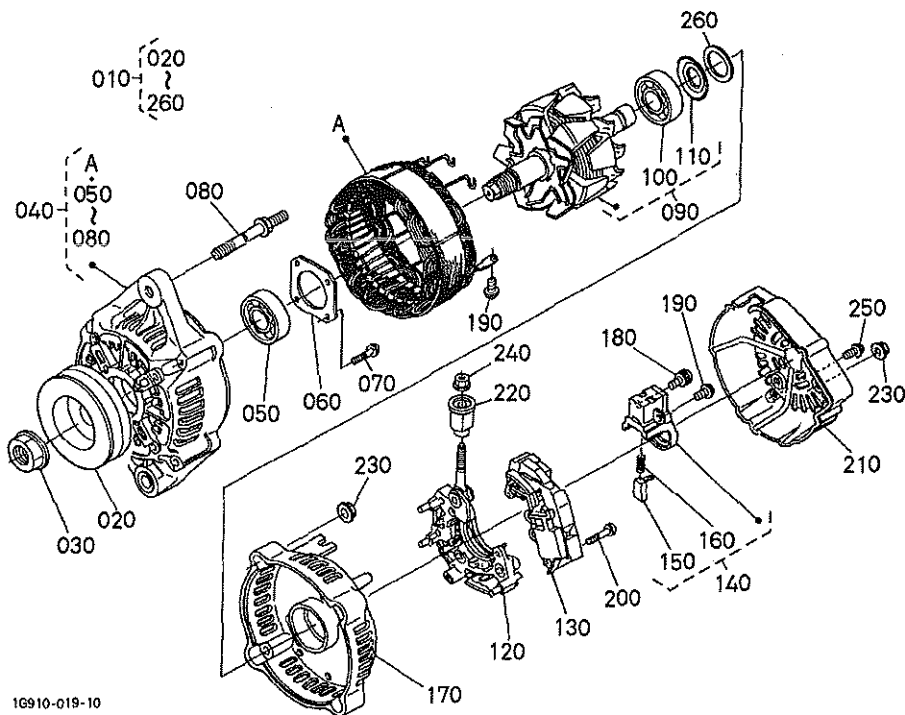
A:D1105-E2-UV

REF. No. POS. No.	PART No. REFERENCE	PART NAME	DESIGNATION	Q' TY/S. No. Q' TE/No. S.		I. C.	REMARKS REMARQUES
				A	B		
010	32721-6001-2	SOLENOID. STOP	SOLENOIDE D' ARRET	1	-		
020	01202-50614	BOLT	VIS	2	-		

↔ Interchangeable; ≠ not interchangeable; ← new for old; → old for new

A525

ALTERNATOR [COMPONENT PARTS]
ALTERNATEUR [PARTIES COMPOSANTES]



16910-019-10

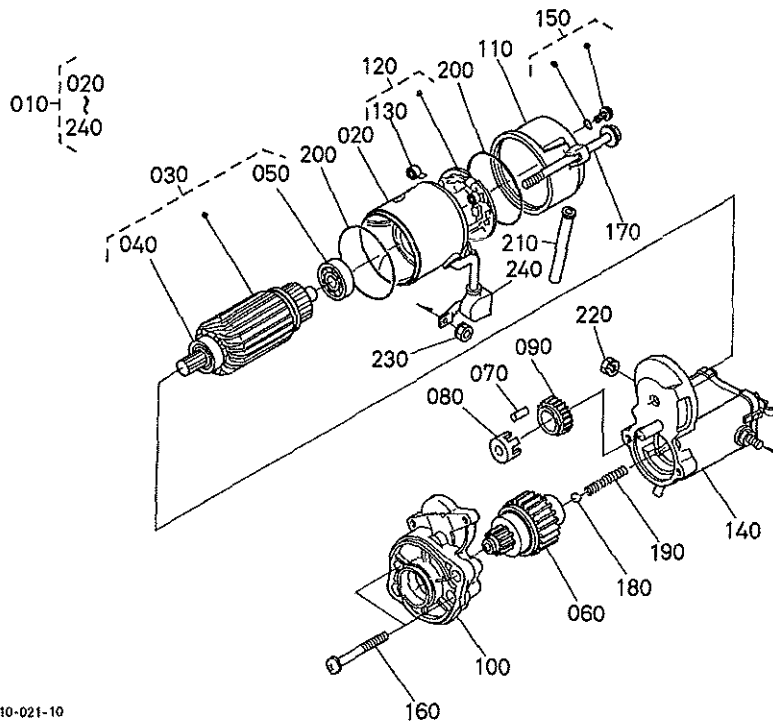
A:D1105-E2-UV

REF. No. POS. No.	PART No. REFERENCE	PART NAME	DESIGNATION	Q' TY/S. No. Q' TE/No. S.		I. C.	REMARKS REMARQUES
				A	B		
010	K7711-6190-0	ASSY ALTERNATOR	ALTERNATEUR COMPLET	1	-		
020	K7711-6191-0	PULLEY, DYNAMO	POULIE D'ALTERNATEUR	1	-		
030	16540-9201-0	NUT	ECROU	1	-		
040	17559-6402-2	FRAME, DRIVE END	BATI	1	-		
050	35999-1764-0	BEARING, BALL	ROULEMENT A BILLES	1	-		
060	16540-6471-0	PLATE, RETAINER	PLAQUE RETENUE	1	-		
070	16540-9303-2	SCREW	VIS	4	-		
080	16540-6426-0	BOLT, THROUGH	VIS, PASSANT	4	-		
090	K7711-6192-0	ROTOR	ROTOR	1	-		
100	35999-1766-0	BEARING, BALL	ROULEMENT A BILLES	1	-		
110	15881-6480-0	COVER, BEARING	COUVERCLE	1	-		
120	35999-1767-0	ASSY RECTIFIER	REDRESSEUR	1	-		
130	K7711-6193-0	REGULATOR	RÉGULATEUR	1	-		
140	16652-6431-0	HOLDER, BRUSH	PORTE-BALAI	1	-		
150	15881-6409-0	BRUSH	PATTE D'ATTACHE	2	-		
160	15881-6433-0	SPRING, BRUSH	RESSORT DE BALAI	2	-		
170	35999-1769-0	FRAME, END	BATI	1	-		
180	16540-9305-0	SCREW WITH WASHER	VIS	1	-		
190	15881-9303-0	SCREW	VIS	6	-		
200	15881-9302-0	SCREW, ROUND HEAD	VIS A TETE RONDE	2	-		
210	19279-6423-3	COVER, END REAR	PALIER ARRIERE	1	-		
220	16540-6491-0	BUSH, INSULATION	BAGUE ISOLANTE	1	-		
230	15881-9202-0	NUT	ECROU	7	-		
240	14182-9203-0	NUT	ECROU	1	-		
250	16540-9306-0	BOLT WITH WASHER	VIS DE RONDELLE	1	-		
260	16540-9431-0	WASHER, ALTERNATOR	RONDELLE DE ALTERNA.	1	-		

↔ Interchangeable; ≠ not interchangeable; ← new for old; → old for new

A545

STARTER [COMPONENT PARTS] DEMARREUR [PARTIES COMPOSANTES]

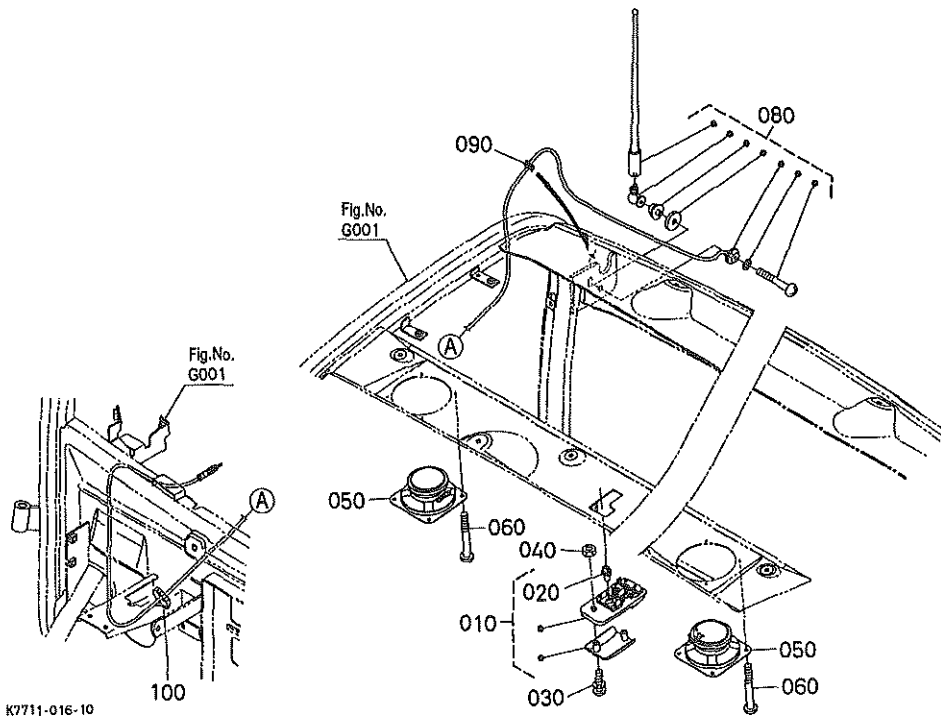


10910-021-10

A:D1105-E2-UV

REF. No. POS. No.	PART No. REFERENCE	PART NAME	DESIGNATION	Q' TY/S. No. Q' TE/No. S.		I. C.	REMARKS REMARQUES
				A	B		
010	K7711-6180-0	ASSY STARTER	ENS. DEMARREUR	1	-		
020	11197-6308-0	ASSY YOKE	ENS. CHAPE	1	-		
030	11197-6307-0	ASSY ARMATURE	ENS. ARMATURE	1	-		
040	11460-6350-0	BEARING	ROULEMENT	1	-		
050	11460-6353-0	BEARING	ROULEMENT	1	-		
060	16611-6304-0	CLUTCH, OVER RUNNING	EMBAYAGE A INERTIE	1	-		
070	19212-6310-0	ROLLER	ROULEAU	5	-		
080	11460-6311-0	RETAINER	SUPPORT	1	-		
090	11460-6327-0	GEAR	ENGRENAGE	1	-		
100	16611-6303-0	FRAME, DRIVE END	BATI	1	-		
110	19217-6320-0	FRAME, END	BATI	1	-		
120	17381-6338-0	ASSY HOLDER, BRUSH	ENS. SUPPORT	1	-		
130	15401-6339-0	SPRING, BRUSH	RESSORT DE BALAI	4	-		
140	K7561-6182-0	ASSY SWITCH, MAGNETIC	ENS. INTERRUPTEUR	1	-		
150	15511-6376-0	ASSY BOLT	ENS. VIS	2	-		
160	11460-9331-0	BOLT	VIS	2	-		
170	11197-6332-0	BOLT	VIS	2	-		
180	19212-9713-0	BALL	BILLE	1	-		
190	11460-6312-0	SPRING	RESSORT	1	-		
200	15511-9666-0	O RING	JOINT TORIQUE	2	-		
210	K7561-6183-0	PIPE, DRAIN	TUYAU DE DRAINAGE	1	-		
220	13963-9201-0	NUT, HEXAGON	ECROU HEXAGONAL	1	-		
230	16285-9201-0	NUT, HEXAGON	ECROU HEXAGONAL	1	-		
240	11173-6313-0	COVER, TERMINAL	COUVERCLE	1	-		

↔ Interchangeable; ≠ not interchangeable; ← new for old; → old for new

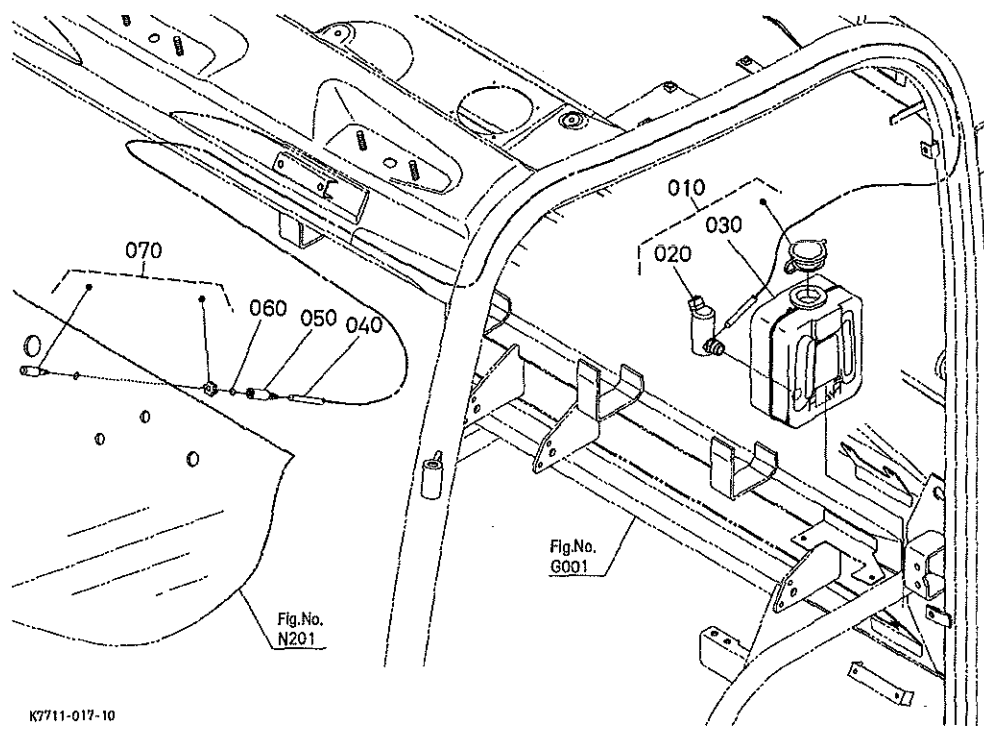


A:RTV1100CW B:RTV1100GR

REF. No. POS. No.	PART No. REFERENCE	PART NAME	DESIGNATION	Q' TY / S. No. Q' TE / No. S.		I. C.	REMARKS REMARQUES
				A	B		
010	30581-5421-0	LIGHT, ROOM	PLAFONNIER	1	1		
020	30581-5422-0	BULB	AMPOULE	1	1	SW	
030	03024-50516	SCREW, WITH WASHER	VIS	2	2		
040	02054-50050	NUT	ECROU	2	2		
050	T1155-7262-0	SPEAKER	ANNONCEUR	2	2		
060	03714-50410	SCREW, TAPPING	VIS	8	8		
070	---	BLANK	BLANC	-	-		
080	K7711-6316-0	ANTENNA	ANTENNE	1	1		
090	3F260-5458-0	GROMMET	GRUMMET	1	1		
100	K1122-6123-0	CLAMP, CORD	ATTACHE-FILS	7	7		

B420

WASHER TANK CUVE DE LAVAGE



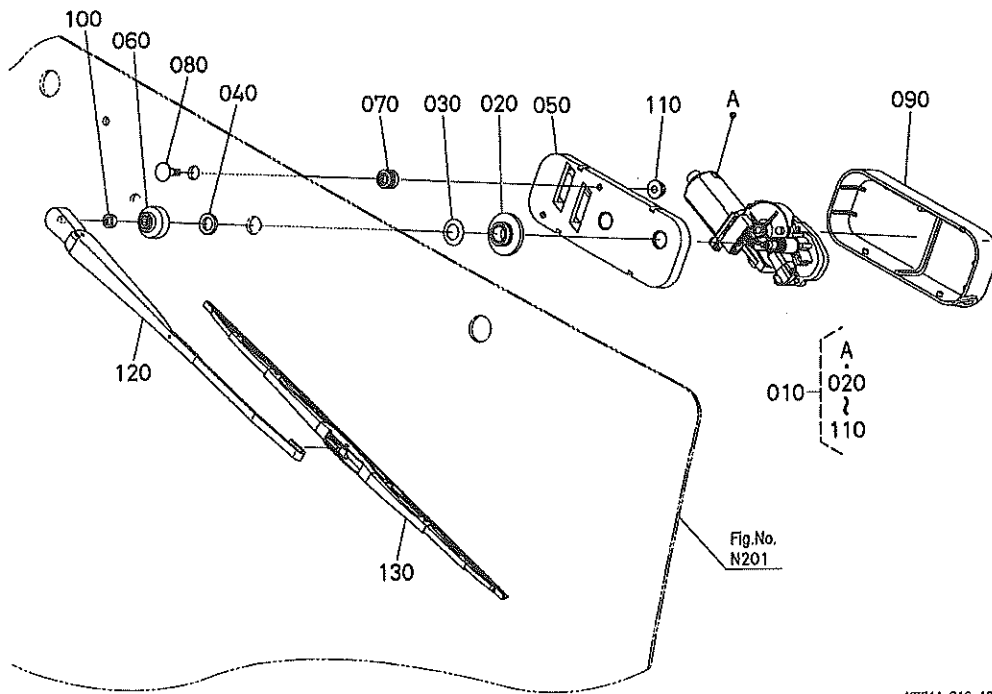
K7711-017-10

A:RTV1100CW B:RTV1100GR

REF. No. POS. No.	PART No. REFERENCE	PART NAME	DESIGNATION	Q' TY/S. No. Q' TE/No. S.		I. C.	REMARKS REMARQUES
				A	B		
010	6A741-7423-0	ASSY TANK, WASHER	ENS. RESERVOIR				
020	6A671-7424-0	ASSY MOTOR, WASH. TANK	ENSMBLE DE MOTEUR				
030	6A741-7424-0	TANK, WASHER	CUVE DE LAVAGE				
040	K7711-2985-0	TUBE, FRONNT	TUYAU				
050	K7711-2987-0	ADAPTER, NOZZLE	ADAPTATEUR				
060	04817-00080	O RING	JOINT TORIQUE				
070	3F760-5418-0	NOZZLE, WASHER	LANCE D' ARROSAGE				

↔ Interchangeable; ≠ not interchangeable; ← new for old; → old for new

B430 WIPER ESSUIE-GLACE

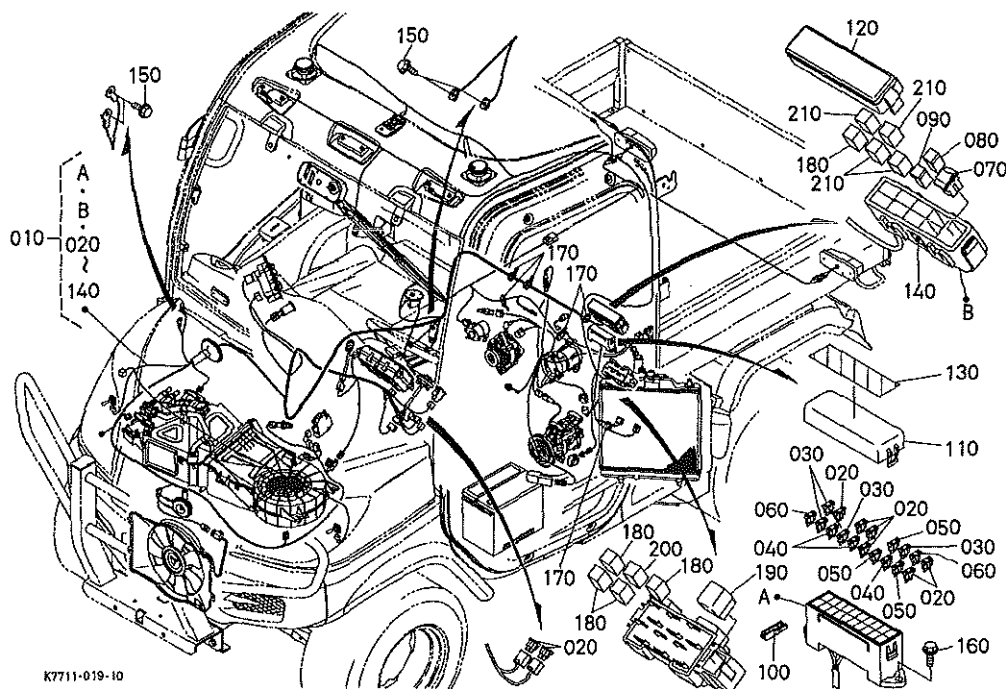


K7711-018-10

A:RTV1100CW B:RTV1100CR

REF. No. POS. No.	PART No. REFERENCE	PART NAME	DESIGNATION	Q' TY/S. No. Q' TE/No. S.		I. C.	REMARKS REMARQUES
				A	B		
010	K7711-6350-0	ASSY MOTOR, WIPER	ENS. MOTEUR	1	1		
020	3P300-5743-0	SEAL, REAR WIPER	JOINT	1	1		
030	3P300-5744-0	WASHER, REAR WIPER	RONDELLE	1	1		
040	3P300-5745-0	NUT, WIPER	ECROU	1	1		
050	3P300-5746-2	PLATE, REAR WIPER	PLATEAU	1	1		
060	3P300-5747-0	CAP, REAR WIPER	BOUCHON	1	1		
070	3P300-5748-0	CUSHION, REAR WIPER	COUSSIN	2	2		
080	3P300-5749-2	BOLT, REAR WIPER	VIS	2	2		
090	3P300-5750-0	COVER, REAR WIPER	COUVERGLE	1	1		
100	3P300-5751-0	NUT, WIPER	ECROU	1	1		
110	02751-50060	NUT, FLANGE	ECROU A EMBASE	2	2		
120	RC101-5342-0	ASSY ARM, WIPER	ENS. BRAS, ESSUIE-GLA.	1	1		
130	K7711-6359-0	BLADE, WIPER	LAME, ESSUIE-GLACE	1	1		

↔ Interchangeable; ≠ not interchangeable; ← new for old; → old for new



K7711-019-10

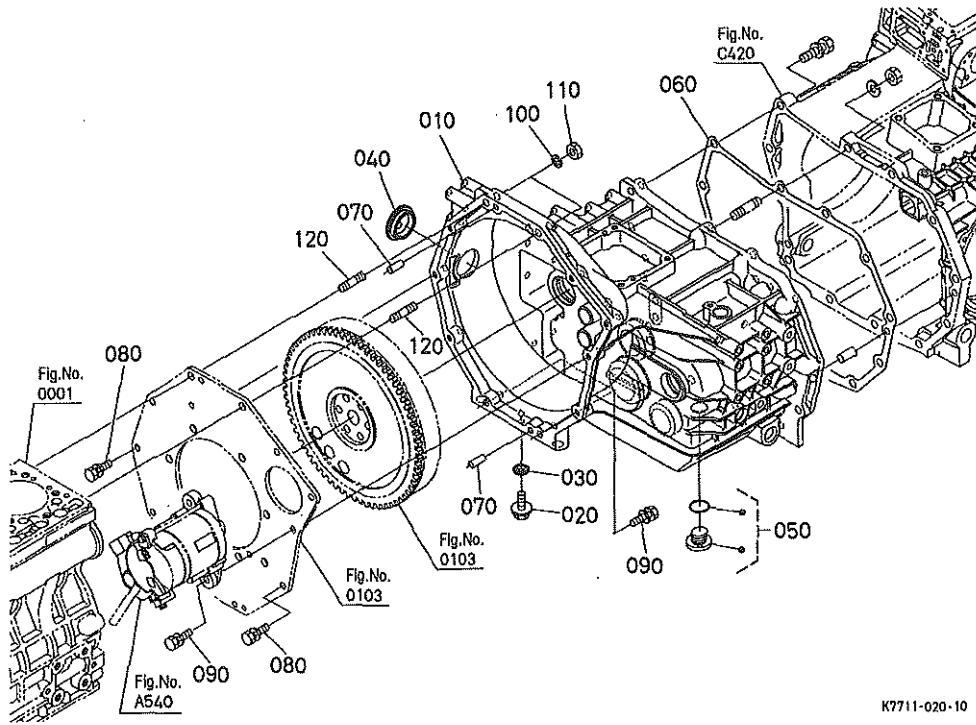
A:RTV1100CW B:RTV1100CR

REF. No. POS. No.	PART No. REFERENCE	PART NAME	DESIGNATION	Q' TY/S. No. Q' TE/No. S.		I. C.	REMARKS REMARQUES
				A	B		
010	K7711-6120-4	ASSY WIRE HARNESS	ENS. FAISC. DE FILS	1	1		
020	T1060-3043-0	FUSE	FUSIBLE	8	8		5A
030	T1060-3044-0	FUSE	FUSIBLE	5	5		10A
040	T1060-3045-0	FUSE	FUSIBLE	4	4		15A
050	T1060-3046-0	FUSE	FUSIBLE	4	4		20A
060	T1060-3047-0	FUSE	FUSIBLE	3	3		30A
070	R1411-5398-0	FUSE	FUSIBLE	1	1		80A
080	TD060-3058-0	FUSE	FUSIBLE	1	1		60A
090	K7711-6121-0	FUSE	FUSIBLE	1	1		40A
100	T1060-3049-0	PULLER, FUSE	RETIRE DE FUSIBLE	1	1		
110	3N300-7737-0	COVER, FUSE CASE	COUVERCLE	1	1		
120	K7711-6124-0	COVER, FUSE CASE	COUVERCLE	1	1		
130	K7711-6122-0	LABEL, FUSE	ETIQUETTE	1	1		
140	K7711-6123-0	LABEL, S/B-FUSE	ETIQUETTE	1	1		
150	T1060-3037-0	BOLT	VIS	4	4		
160	01754-50616	BOLT, FLANGE	VIS DE BUTEE	2	2		
170	K1122-6123-0	CLAMP, CORD	ATTACHE-FILS	6	6		
180	K7711-6231-0	RELAY	RELAIS	5	5		20A
190	K7711-6241-0	RELAY	RELAIS	1	1		40A
200	K7711-6231-0	RELAY	RELAIS	1	1		20A, FOR WIPER
210	K7711-6231-0	RELAY	RELAIS	4	4		20A, FOR A/C

↔ Interchangeable; ≠ not interchangeable; ← new for old; → old for new

C415

FRONT CASE CARTER AVANT



K7711-020-10

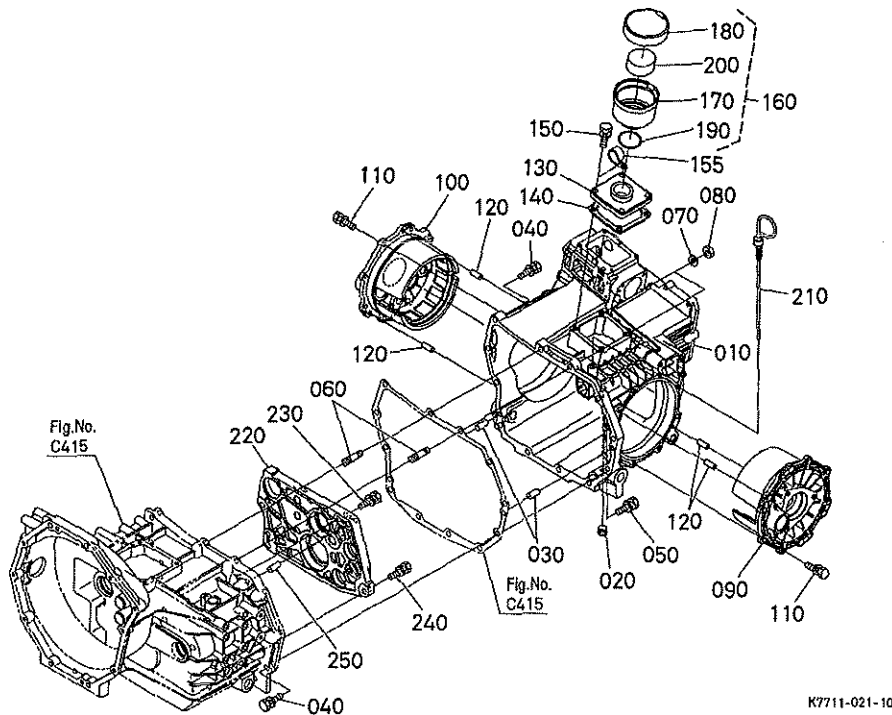
A:RTV1100CW B:RTV1100GR

REF. No. POS. No.	PART No. REFERENCE	PART NAME	DESIGNATION	Q' TY/S. No. Q' TE/No. S.		I. C.	REMARKS REMARQUES
				A	B		
010	K7711-1111-0	CASE, FRONT	CARTER AVANT	1	1		
020	01754-50812	BOLT, FLANGE	VIS DE BUTEE	1	1		
030	04717-00800	WASHER, WITH RUBBER	JOINT EN CAOUTCHOUC	1	1		
040	37410-1312-4	PLUG	BOUCHON	1	1		
050	K7711-1113-0	PLUG	BOUCHON	1	1		
060	K7561-9126-0	KIT GASKET, CASE	JEU DE JOINTS	1	1		
070	05012-00810	PIN, STRAIGHT	GOUPILLE CYLINDRIQUE	2	2		
080	01123-50825	BOLT	VIS	5	5		
090	01123-50840	BOLT	VIS	4	4		
100	04512-60100	WASHER, SPRING	RONDELLE GROUPE	2	2		
110	02118-50100	NUT	ECROU	2	2		
120	01517-51040	STUD	GOUJON	2	2		

↔ Interchangeable; ≠ not interchangeable; ← new for old; → old for new

C420

TRANSMISSION CASE CARTER DE TRANSMISSION



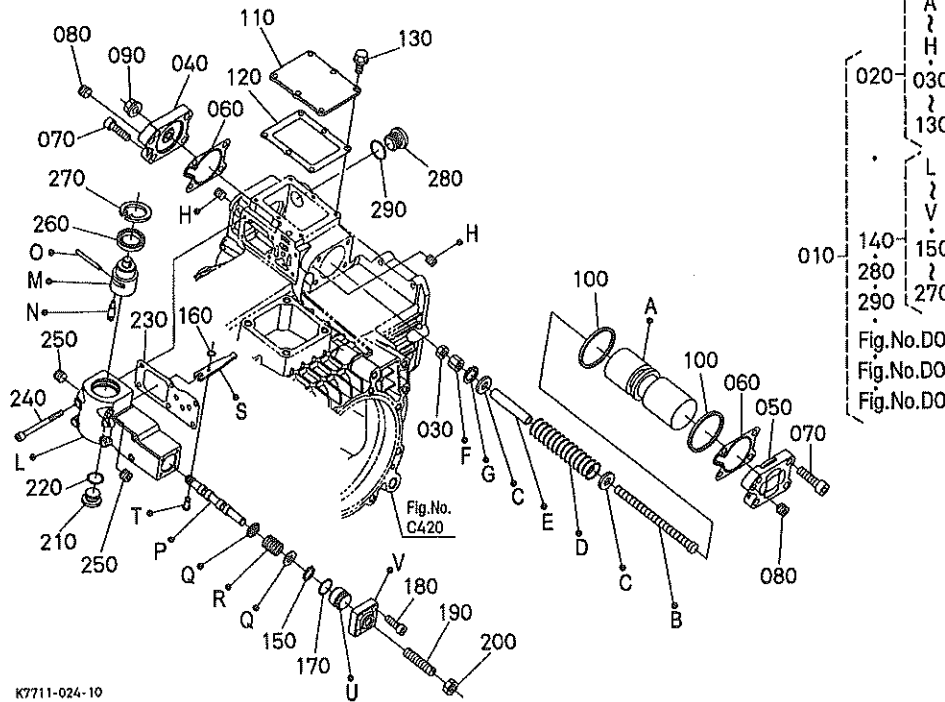
A:RTV1100CW B:RTV1100CR

REF. No. POS. No.	PART No. REFERENCE	PART NAME	DESIGNATION	Q' TY/S. No. Q' TE/No. S.		I. C.	REMARKS REMARQUES
				A	B		
010	K7561-9121-2	COMP. T/M CASE	CARTER DE T/M COMP.	1	1		
020	K7001-3962-0	PLUG	BOUCHON	1	1		
030	K7561-1118-0	PIN, STRAIGHT	GOUPILLE CYLINDRIQUE	2	2		
040	01123-51040	BOLT	VIS	9	9		
050	01123-51050	BOLT	VIS	1	1		
060	01555-51035	STUD	GOUJON	2	2		
070	04512-60100	WASHER, SPRING	RONDELLE GROWER	2	2		
080	02118-50100	NUT	ECROU	2	2		
090	K7711-1102-0	COVER, DIFF. SUPPORT L	COUVERCLE DE DIFF. G.	1	1		
100	K7711-1108-0	COVER, DIFF. SUPPORT R	COUVERCLE DE DIFF. D.	1	1		
110	01123-50825	BOLT	VIS	16	16		
120	K7561-1118-0	PIN, STRAIGHT	GOUPILLE CYLINDRIQUE	4	4		
130	K7561-1121-0	COVER, T/M UPPER	COUVERCLE DE T/M SU.	1	1		
140	K7561-1124-0	GASKET, T/M UPPER	JOINT DE T/M SUPERI.	1	1		
150	01123-50825	BOLT	VIS	4	4		
155	12234-6758-0	CLAMP, CORD	ATTACHE-FILS	1	1		
160	K3511-3669-4	ASSY PIPE, BREATHER	ENS. TUYAU, RENIFLARD	1	1		
170	K3511-3668-2	PIPE, BREATHER	TUYAU DE REINFLARD	1	1		
180	K3151-3671-0	CAP, BEATHER PIPE	BOUCHON D'ASPI-TUYAU	1	1		
190	04816-00240	O RING	JOINT TORIQUE	1	1		
200	16241-0567-0	ELEMENT, BREATHER	TAMIS DU RENIFLARD	1	1		
210	K3111-3651-0	GAUGE, OIL	JAUGE D'HUILE	1	1		
220	K7711-1126-0	HOLDER, BEARING F.	SUPPORT DENGRENAGE	1	1		
230	01123-51040	BOLT	VIS	3	3		
240	01123-51035	BOLT	VIS	1	1		
250	05012-01018	PIN, STRAIGHT	GOUPILLE CYLINDRIQUE	2	2		

↔ Interchangeable; ≠ not interchangeable; ← new for old; → old for new

D017

HST 2 [COMPONENT PARTS]
HST 2 [PARTIES COMPOSANTES]



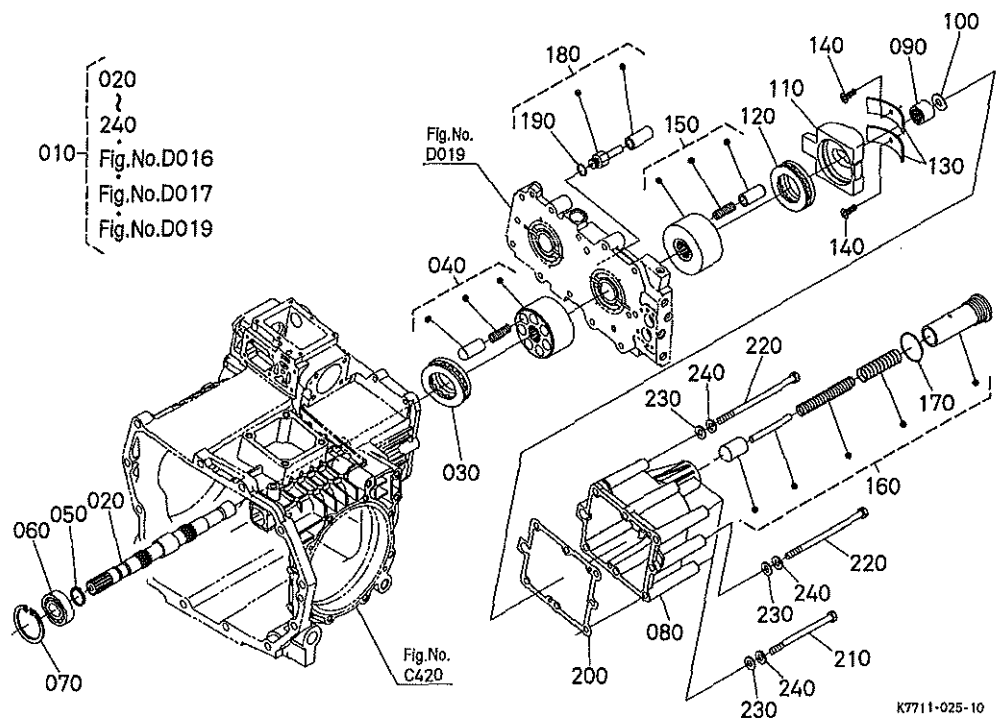
A:RTV1100CW B:RTV1100CR

REF. No. POS. No.	PART No. REFERENCE	PART NAME	DESIGNATION	Q' TY/S. No. Q' TE/No. S.		I. C.	REMARKS REMARQUES
				A	B		
010	K7711-1400-2	ASSY, HST	ENS. HST	1	1		
020	K7561-1430-0	ASSY PISTON	ENS. PISTON	1	1		
030	02112-50100	NUT	ECROU	1	1		
040	K7561-1433-0	COVER, PISTON SUPPORT	COUVERCLE	1	1		
050	K7561-1434-0	COVER, PISTON SUPPORT	COUVERCLE	1	1		
060	K7561-1435-0	GASKET	JOINT	2	2		
070	K7561-1436-0	BOLT	VIS	8	8		
080	15521-9602-0	PLUG	BOUCHON	2	2		
090	5H600-1213-0	NUT	ECROU	1	1		
100	5H600-1212-0	GASKET	JOINT	2	2		
110	K7561-1122-0	COVER, PISTON	COUVERCLE DE PISTON	1	1		
120	K7561-1123-0	GASKET, PISTON	JOINT DE PISTON	1	1		
130	K7561-1437-0	BOLT, FLANGE	VIS DE BUTEE	6	6		
140	K7561-1440-3	ASSY REGULATOR	ENS. REGULATEUR	1	1		
150	04613-50070	CIR CLIP, EXTERNAL	CIRCLIP	1	1		
160	04613-50030	CIR CLIP, EXTERNAL	CIRCLIP	1	1		
170	04817-00210	O RING	JOINT TORIQUE	1	1		
180	01350-10512	BOLT, HEX-SOC-HD	VIS	4	4		
190	03470-51040	SCREW, SET	VIS D'ARRET	1	1		
200	02116-50100	NUT	ECROU	1	1		
210	5H600-1262-0	PLUG	BOUCHON	1	1		
220	04817-00140	O RING	JOINT TORIQUE	1	1		
230	5H600-1263-0	GASKET, REGULATOR	JOINT DE REGULATEUR	1	1		
240	K7561-1442-0	BOLT	VIS	6	6		
250	15521-9602-0	PLUG	BOUCHON	2	2		
260	5H600-1265-0	SEAL, OIL	BAGUE JOINT	1	1		
270	5H600-1266-0	CIR CLIP, INTERNAL	CIRCLIP	1	1		
280	5H600-1182-0	PLUG	BOUCHON	1	1		
290	04817-00180	O RING	JOINT TORIQUE	1	1		

↔ Interchangeable; ≠ not interchangeable; ← new for old; → old for new

D018

HST 3 [COMPONENT PARTS]
HST 3 [PARTIES COMPOSANTES]



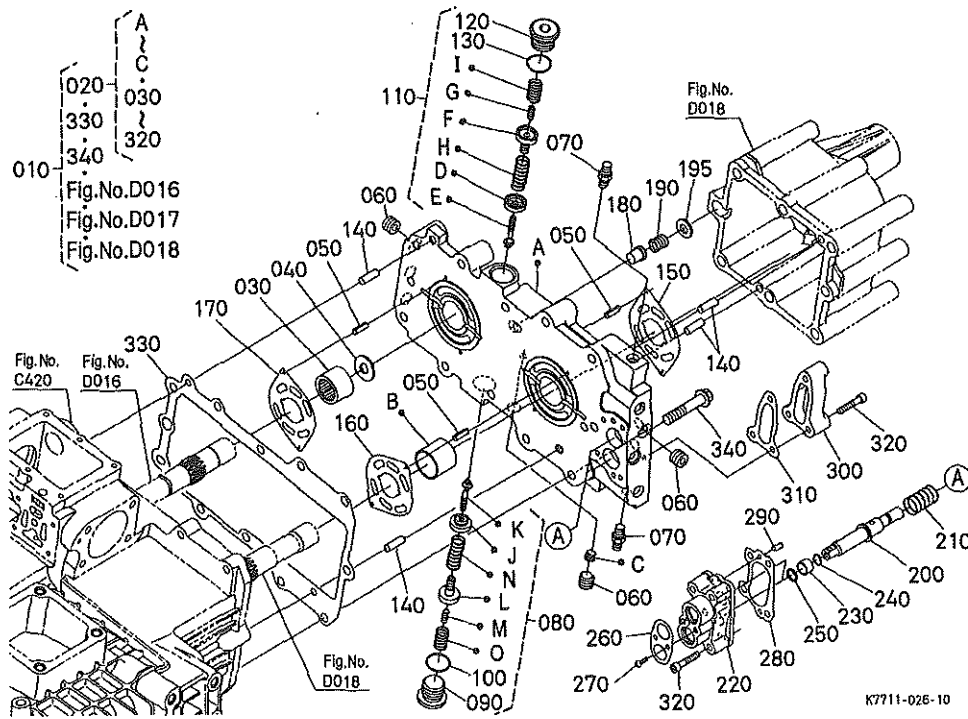
A:RTV1100CW B:RTV1100CR

REF. No. POS. No.	PART No. REFERENCE	PART NAME	DESIGNATION	Q' TY/S. No. Q' TE/No. S.		I. C.	REMARKS REMARQUES
				A	B		
010	K7711-1400-2	ASSY, HST	ENS. HST	1	1		
020	K7561-1451-0	SHAFT	ARBRE	1	1		
030	K7711-1422-0	BEARING, THRUST BALL	ROULEMENT BUTEE	1	1		
040	5H550-1940-0	ASSY BLOCK, CYL. (M)	ENS. BLOC-CYL. (M)	1	1		
050	6C050-1485-0	CIR CLIP, EXTERNAL	CIRCLIP	1	1		
060	K7561-1406-0	BEARING	ROULEMENT	1	1		
070	04611-00470	CIR CLIP, INTERNAL	CIRCLIP	1	1		
080	K7561-1472-2	CASE, MOTER	CARTER DE MOTEUR	1	1		
090	6A610-3532-0	BEARING, NEEDLE	ROULEMENT A AIGUILLE	1	1		
100	6A110-3524-0	COLLAR	COLLIER	1	1		
110	K7561-1473-2	SWASH PLATE, MOTER	PLAQUE DE MOTEUR	1	1		
120	K7711-1422-0	BEARING, THRUST BALL	ROULEMENT BUTEE	1	1		
130	5H550-1913-0	BEARING, CRADLE	ROULEMENT	2	2		
140	K2581-1424-0	SCREW, CSK-HD	VIS	2	2		
150	5H550-1940-0	ASSY BLOCK, CYL. (M)	ENS. BLOC-CYL. (M)	1	1		
160	K7711-1471-0	ASSY PISTON	ENS. PISTON	1	1		
170	04817-00290	O RING	JOINT TORIQUE	1	1		
180	K7561-1475-0	ASSY PISTON	ENS. PISTON	1	1		
190	04817-00110	O RING	JOINT TORIQUE	1	1		
200	K7561-1402-0	GASKET, MOTER	JOINT DE MOTEUR	1	1		
210	K7561-1403-0	BOLT	VIS	4	4		
220	K7561-1404-0	BOLT	VIS	3	3		
230	04013-60080	WASHER, PLAIN	RONDELLE FREIN	7	7		
240	04512-60080	WASHER, SPRING	RONDELLE GROWER	7	7		

↔ interchangeable; ≠ not interchangeable; ← new for old; → old for new

D019

HST 4 [COMPONENT PARTS]
HST 4 [PARTIES COMPOSANTES]



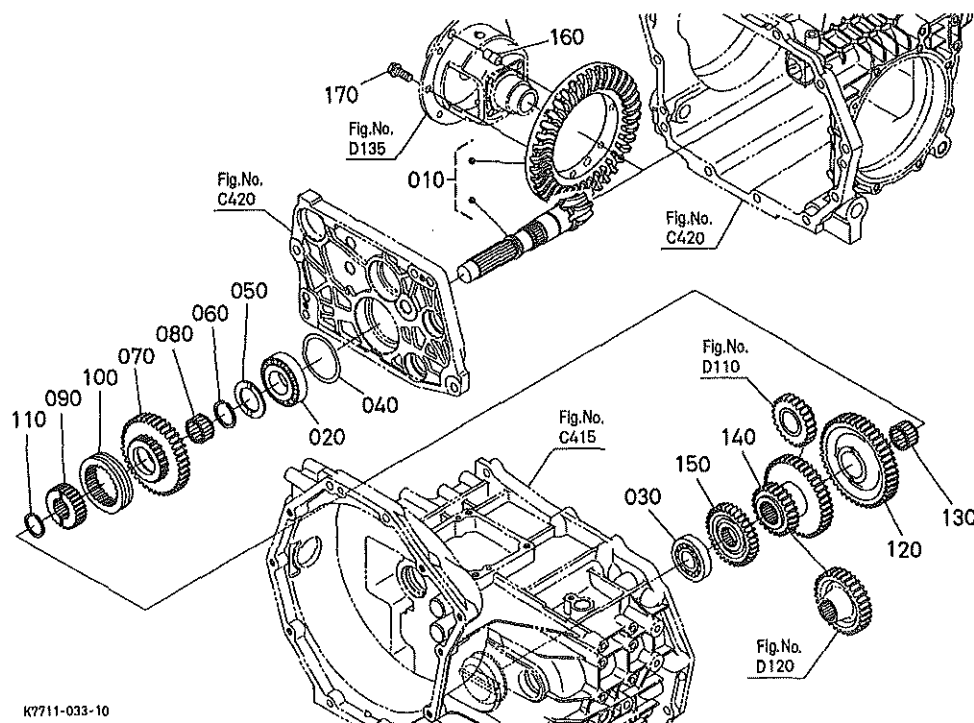
A:RTV1100CW B:RTV1100CR

REF. No. POS. No.	PART No. REFERENCE	PART NAME	DESIGNATION	Q' TY/S. No. Q' TE/No. S.		I. C.	REMARKS REMARQUES
				A	B		
010	K7711-1400-2	ASSY, HST	ENS. HST	1	1		
020	K7711-1460-2	ASSY, COVER, PORTBLOCK	ENS. COUVERCLE	1	1		
030	6A610-3532-0	BEARING, NEEDLE	ROULEMENT A AIGUILLE	1	1		
040	6A110-3524-0	COLLAR	COLLIER	1	1		
050	05411-00310	PIN, SPRING	GOUPILLE-RESSORT	6	6		
060	K7001-3962-0	PLUG	BOUCHON	6	6		
070	K7571-1468-0	PLUG	BOUCHON	2	2		
080	K7561-1490-0	ASSY VALVE, RELIEF F	ENS. SOUPEPE	1	1		
090	5H600-1182-0	PLUG	BOUCHON	1	1		
100	04817-00180	O RING	JOINT TORIQUE	1	1		
110	K7561-1490-0	ASSY VALVE, RELIEF F	ENS. SOUPEPE	1	1		
120	5H600-1182-0	PLUG	BOUCHON	1	1		
130	04817-00180	O RING	JOINT TORIQUE	1	1		
140	K7561-1409-0	PIN, STRAIGHT	GOUPILLE CYLINDRIQUE	4	4		
150	K7571-1483-0	PLATE, VALVE	PLATEAU	1	1		
160	K7571-1484-0	PLATE, VALVE M	PLAQUE DE SOUPEPE	1	1		
170	K7571-1485-0	PLATE, VALVE P	PLAQUE DE SOUPEPE	1	1		
180	66363-3971-0	POPPET, L	CLAPET	1	1		
190	66363-3972-0	SPRING, L	RESSORT	1	1		
195	K7711-1487-0	SHIM	CALE	1	1		
200	K7571-1453-0	SPOOL	TIROIR	2	2		
210	K7571-1454-0	SPRING, BYPASS	RESSORT	2	2		
220	K7571-1455-0	CASE, BY-PASS	CARTER	1	1		
230	08511-01210	BUSH	BAGUE	2	2		
240	04817-00120	O RING	JOINT TORIQUE	2	2		
250	5H730-1932-0	SEAL	JOINT	2	2		
260	K7571-1457-0	PLATE	PLAQUE	1	1		
270	03054-50410	SCREW, PAN-HEAD	VIS	1	1		
280	K7571-1456-0	GASKET, CASE BY-PASS	JOINT DE CARTER	1	1		
290	K7571-1469-0	PIN, STRAIGHT	GOUPILLE CYLINDRIQUE	2	2		

↔ Interchangeable: ≠ not interchangeable: ← new for old: → old for new

D130

SPIRAL BEVEL PINION PIGNON CONIQUE



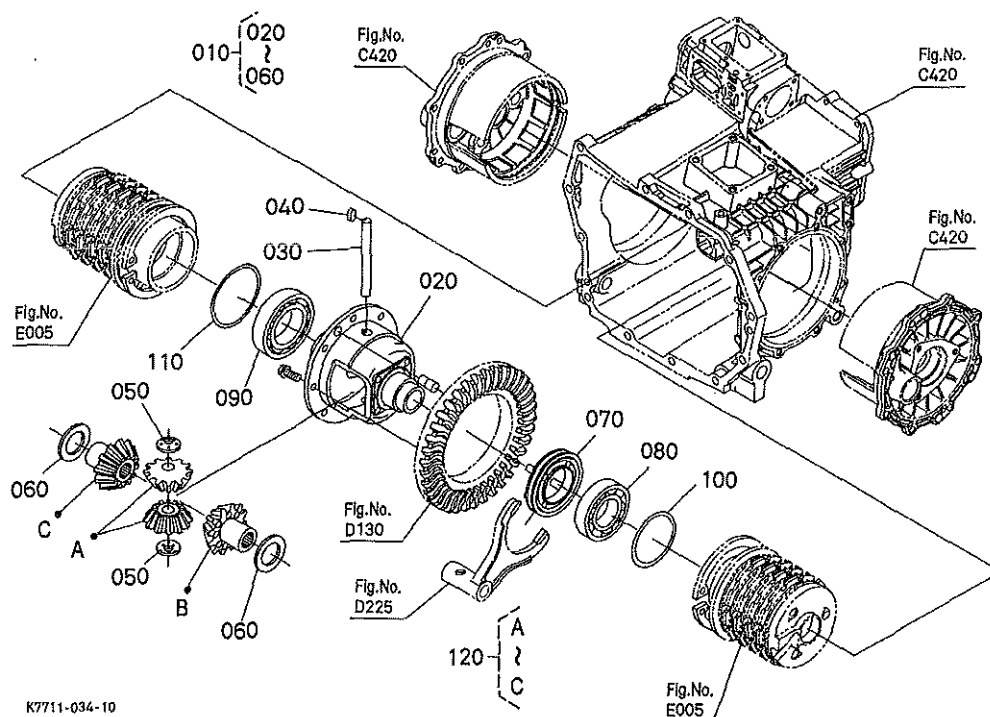
A:RTV1100CW B:RTV1100CR

REF. No. POS. No.	PART No. REFERENCE	PART NAME	DESIGNATION	Q' TY/S. No. Q' TE/No. S.		I. C.	REMARKS REMARQUES
				A	B		
010	K7561-9131-0	ASSY GEAR, BEVEL	ENGRENAGE CONIQUE	1	1		6-37T
020	08711-30207	BEARING, TAPER-ROLLER	ROULEMENT	1	1		
030	36602-2852-0	BEARING, TAPER ROLLER	ROULEMENT	1	1		
040	K7561-1251-0	SHIM	CALE	1	1		0.10mm
040	K7561-1255-0	SHIM	CALE	1	1		0.15mm
040	K7561-1252-0	SHIM	CALE	1	1		0.20mm
040	K7561-1253-0	SHIM	CALE	1	1		0.30mm
040	K7561-1254-0	SHIM	CALE	1	1		0.50mm
050	K7561-1155-0	COLLAR, THRUST	RONDELLE DE BUTEE	1	1		
060	33740-2729-2	CIR CLIP, EXTERNAL	CIRCLIP	1	1		
070	K7711-1153-0	GEAR, BACK	ENGRENAGE	1	1		39T
080	08823-54017	BEARING, NEEDLE	ROULEMENT A AIGUILLE	1	1		
090	K7561-1166-3	BOSS SPLINE, RANGE G.	BOSSAGE DE CANNELURE	1	1		
100	K7561-1167-0	SHIFTER, RANGE GEAR	MANCHON DE CRABOT	1	1		
110	T1060-2288-2	CIR CLIP, EXTERNAL	CIRCLIP	1	1		
120	K7711-1154-0	GEAR, LO	ENGRENAGE	1	1		45T
130	T1060-2287-0	BEARING, NEEDLE	ROULEMENT A AIGUILLE	1	1		
140	K7711-1168-0	GEAR, MID-FWD	ENGRENAGE	1	1		39-24T
150	K7561-1169-0	GEAR, HI	ENGRENAGE	1	1		33T
160	37300-2817-0	PIN, STRAIGHT	GOUPILLE CYLINDRIQUE	2	2		
170	37800-4387-0	BOLT	VIS	8	8		

↔ Interchangeable; ≠ not interchangeable; ← new for old; → old for new

D135

REAR DIFFERENTIAL DIFFERENTIEL ARRIERE



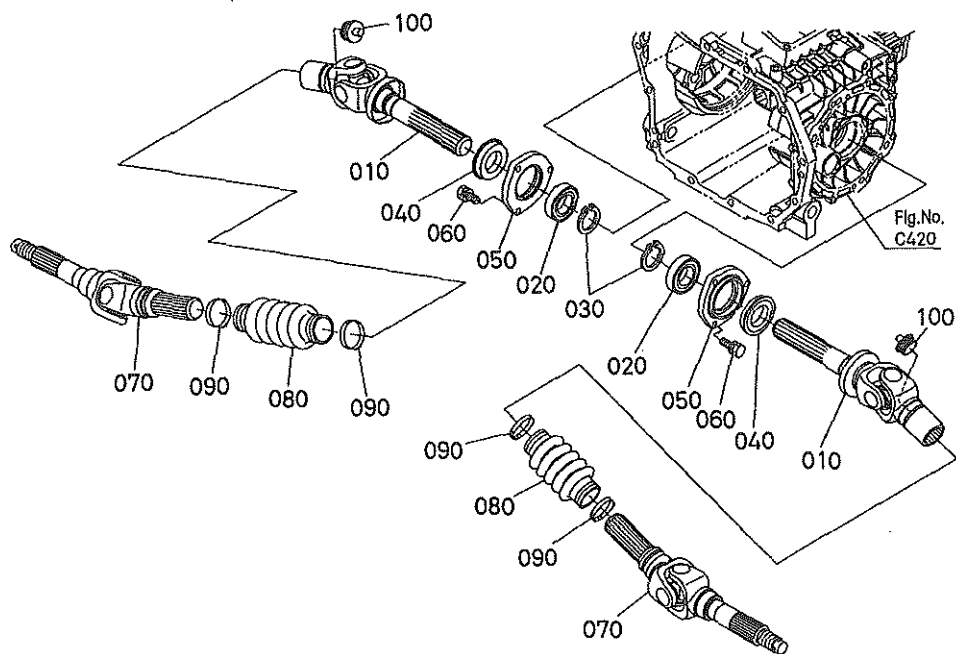
A:RTV1100CW B:RTV1100CR

REF. No. POS. No.	PART No. REFERENCE	PART NAME	DESIGNATION	Q' TY/S. No. Q' TE/No. S.		I. C.	REMARKS REMARQUES
				A	B		
010	K2561-1251-0	ASSY DIFFERENTIAL	DIFFERENTIEL COMPLET	1	1		
020	K2561-1249-0	CASE, DIFFERENTIAL	CARTER DE DIFF.	1	1		
030	K2561-1248-0	SHAFT, DIFF. PINION	ARBRE DU PIGNON	1	1		
040	K2561-1247-0	KEY, FEATHER	CLAVETTE	1	1		
050	31351-2639-0	WASHER, DIFF. PINION	RONDELLE DE FRICTION	2	2		
060	31331-2647-0	WASHER, SIDE GEAR	RONDELLE DE FRICTION	2	2		0, 50mm
060	31331-2648-0	WASHER, SIDE GEAR	RONDELLE DE FRICTION	2	2		0, 60mm
060	31331-2649-0	WASHER, SIDE GEAR	RONDELLE DE FRICTION	2	2		0, 70mm
070	K2561-1259-0	SHIFTER, DIFF. LOCK	MANCH. CRAB. BLOC. DIFF	1	1		
080	K7561-1215-0	BEARING	ROULEMENT	1	1		
090	K7561-1216-0	BEARING	ROULEMENT	1	1		
100	37650-4317-0	SHIM	CALE	1	1		0, 10mm
100	37650-4314-0	SHIM	CALE	1	1		0, 20mm
100	66613-3166-0	SHIM	CALE	1	1		0, 30mm
100	66616-3223-0	SHIM	CALE	1	1		0, 50mm
110	K7561-1212-0	SHIM	CALE	1	1		0, 10mm
110	K7571-1217-0	SHIM	CALE	1	1		0, 15mm
110	K7561-1213-0	SHIM	CALE	1	1		0, 20mm
110	K7561-1214-0	SHIM	CALE	1	1		0, 30mm
110	37410-1681-0	SHIM, DIFFERENTIAL	CALE DE DIFFERENTIEL	1	1		0, 40mm
110	37410-1682-0	SHIM, DIFFERENTIAL	CALE DE DIFFERENTIEL	1	1		0, 50mm
110	37410-1683-0	SHIM, DIFFERENTIAL	CALE DE DIFFERENTIEL	1	1		0, 60mm
110	37410-1684-0	SHIM, DIFFERENTIAL	CALE DE DIFFERENTIEL	1	1		0, 70mm
120	K2561-9012-0	ASSY GEAR, BEVEL	ENGRENAGE CONIQUE	1	1		12-20T

↔ interchangeable; ≠ not interchangeable; ← new for old; → old for new

D140

REAR WHEEL PROPELLER SHAFT ARBRE D' ENTRAINEMENT ARRIERE



K7711-035-10

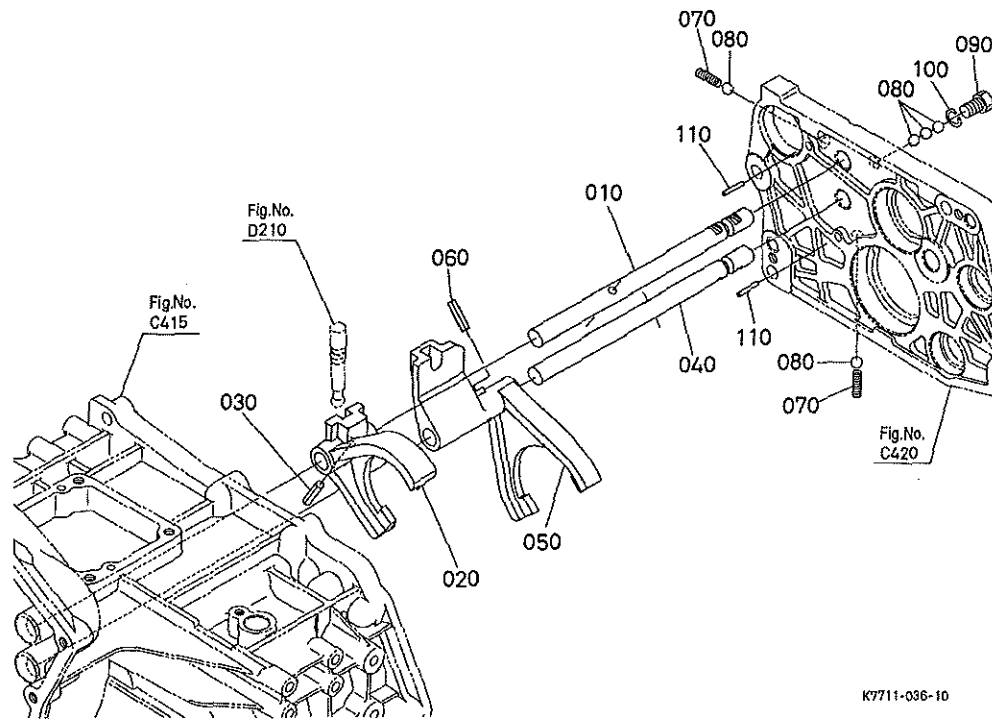
A:RTV1100CW B:RTV1100GR

REF. No. POS. No.	PART No. REFERENCE	PART NAME	DESIGNATION	Q' TY/S. No. Q' TE/No. S.		I. C.	REMARKS REMARQUES
				A	B		
010	K7711-1232-0	ASSY PROPELLER SHAFT	ENS. ARBRE DE T/M	2	2		
020	08101-06006	BEARING	ROULEMENT	2	2		
030	04612-00300	CIR CLIP, EXTERNAL	CIRCLIP	2	2		
040	37410-1655-0	SEAL, OIL	BAGUE JOINT	2	2		
050	K7561-1361-0	COVER, BEARING JOINT	COUVERCLE	2	2		
060	01123-50825	BOLT	VIS	6	6		
070	K7711-1233-0	ASSY PROPELLER SHAFT	ENS. ARBRE DE T/M	2	2		
080	K7561-1224-0	BOOT, PROPELLER SHAFT	MALLE	2	2		
090	K7561-1225-0	CLAMP, BOOT	ATTACHE DE MALLE	4	4		
100	K7561-1226-2	CAP, PROPELLER SHAFT	BOUCHON	2	2		

↔ Interchangeable; ≠ not interchangeable; ← new for old; → old for new

D205

RANGE GEAR SHIFT FORK
FOURCHETTE DE CHANGEMENT DE GAMME



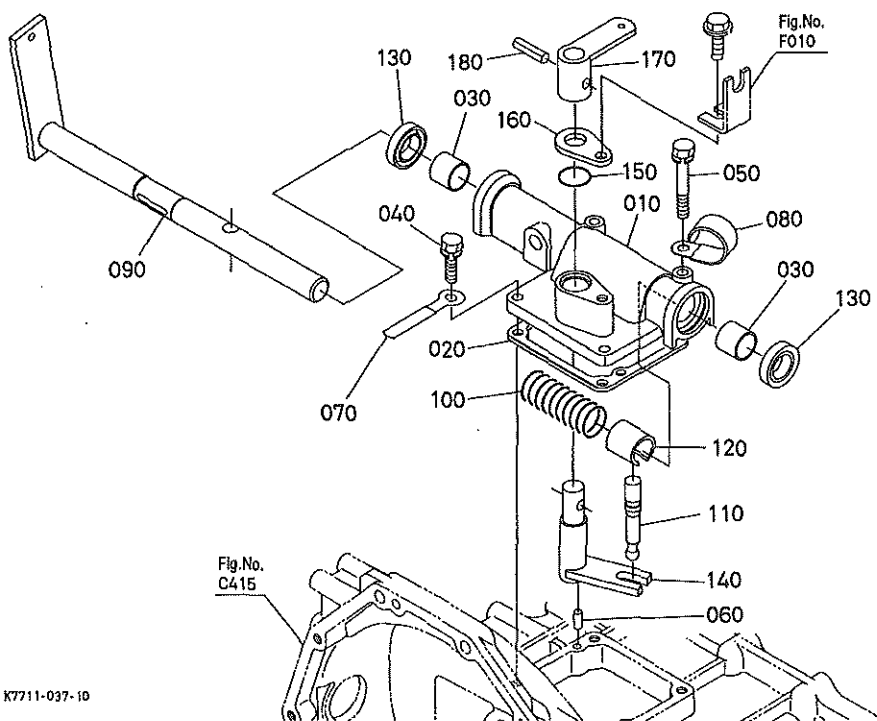
K7711-036-10

A:RTV1100CW B:RTV1100CR

REF. No. POS. No.	PART No. REFERENCE	PART NAME	DESIGNATION	Q' TY/S. No. Q' TE/No. S.		I. C.	REMARKS REMARQUES
				A	B		
010	K7561-1301-0	ROD FORK, SUB	AXE DE FOURCHETTE	1	1		
020	K7561-1302-0	FORK SHIFT, SUB	FOURCHETTE	1	1		
030	05411-00625	PIN, SPRING	GOUPILLE-RESSORT	1	1		
040	K7561-1305-0	ROD FORK, SUB	AXE DE TOURCHETTE	1	1		
050	K7561-1306-0	FORK SHIFT, SUB	FOURCHETTE	1	1		
060	05411-00625	PIN, SPRING	GOUPILLE-RESSORT	1	1		
070	62231-1853-0	SPRING	RESSORT	2	2		
080	07715-01605	BALL	BILLE	5	5		
090	34070-2419-0	BOLT	VIS	1	1		
100	04512-60100	WASHER, SPRING	RONDELLE GROWER	1	1		
110	05411-00320	PIN, SPRING	GOUPILLE-RESSORT	2	2		

D210

RANGE GEAR ARM BRAS DE CHANGEMENT DE GAMME



K7711-037-10

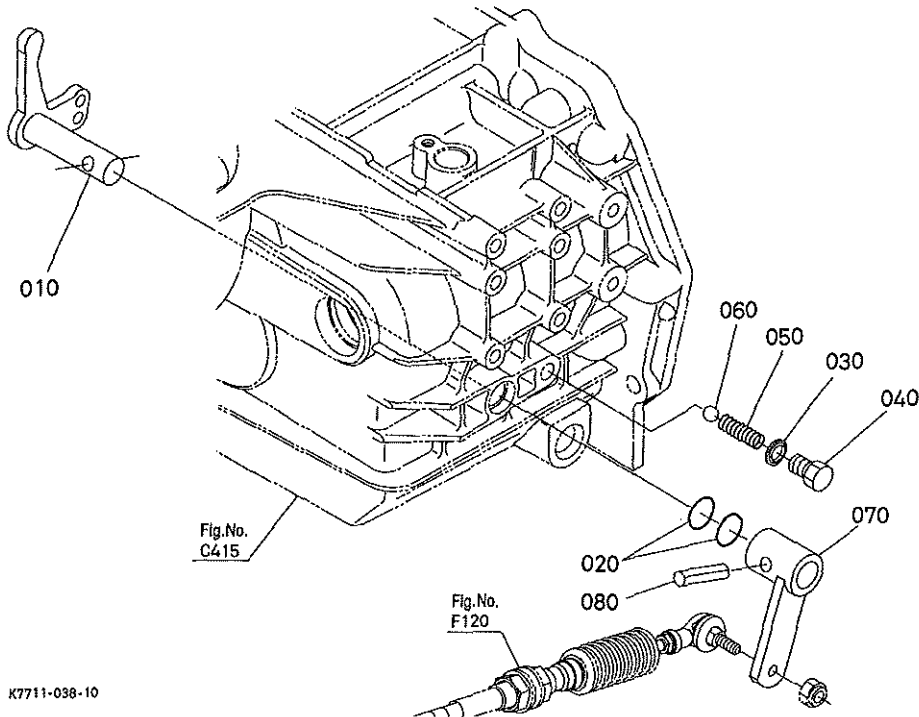
A:RTV1100CW B:RTV1100GR

REF. No. POS. No.	PART No. REFERENCE	PART NAME	DESIGNATION	Q' TY/S. No. Q' TE/No. S.		I. C.	REMARKS REMARQUES
				A	B		
010	K7561-1331-2	COVER, SUB	COUVERCLE DE COMMANDE	1	1		
020	K7561-1337-0	GASKET, S-CHANGE GOV.	JOINT DE COUVERCLE	1	1		
030	08511-02020	BUSH	BAGUE	2	2		
040	01123-50825	BOLT	VIS	2	2		
050	01123-50855	BOLT	VIS	2	2		
060	05012-00614	PIN, STRAIGHT	GOUPILLE CYLINDRIQUE	2	2		
070	13824-6758-0	CLAMP, CORD	ATTACHE-FILS	1	1		
080	12234-6758-0	CLAMP, CORD	ATTACHE-FILS	1	1		
090	K7561-1332-2	SHAFT, SUB ARM	ARBRE	1	1		
100	K7561-1336-0	SPRING	RESSORT	1	1		
110	6C040-1825-2	ARM, MAIN SHIFT	BRAS DE COMMANDE	1	1		
120	6C040-1823-0	COLLAR	COLLIER	1	1		
130	6C040-1829-0	SEAL, OIL	BAGUE JOINT	2	2		
140	K7561-1333-0	ARM, SUB SELECT	BRAS	1	1		
150	04816-00200	O RING	JOINT TORIQUE	1	1		
160	K7561-1335-0	STOPPER	POINTEAU D'ARRET	1	1		
170	K7561-1334-0	LEVER, SUB SELECT	LEVIER DE VITESSES	1	1		
180	05411-00836	PIN, SPRING	GOUPILLE-RESSORT	1	1		

↔ Interchangeable; ≠ not interchangeable; ← new for old; → old for new

D215

FRONT WHEEL DRIVE ARM BRAS DE TRACTION AVANT



K7711-038-10

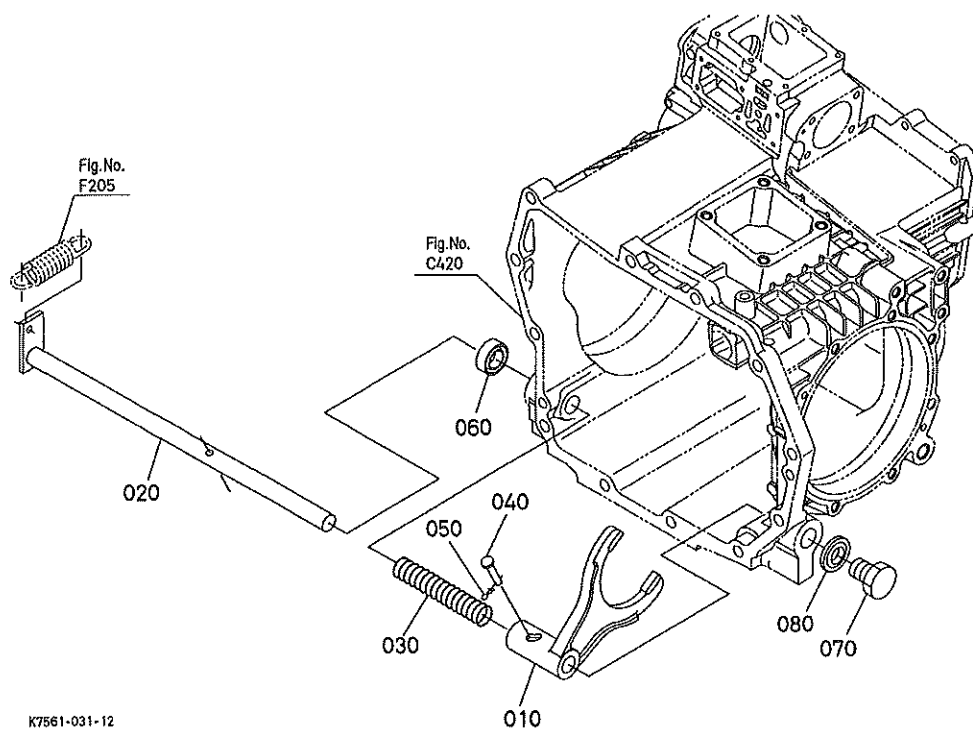
A:RTV1100CW B:RTV1100CR

REF. No. POS. No.	PART No. REFERENCE	PART NAME	DESIGNATION	Q' TY/S. No. Q' TE/No. S.		I. C.	REMARKS REMARQUES
				A	B		
010	K7561-1311-2	ARM, 4WD SHIFT	BRAS	1	1		
020	04816-00160	O RING	JOINT TORIQUE	2	2		
030	04717-01000	WASHER, WITH RUBBER	JOINT EN CAOUTCHOUC	1	1		
040	6C040-1922-2	BOLT	VIS	1	1		
050	62231-1853-0	SPRING	RESSORT	1	1		
060	07715-01605	BALL	BILLE	1	1		
070	K7561-1312-0	LEVER, 4WD SELECT	LEVIER	1	1		
080	05411-00836	PIN, SPRING	GOUPILLE-RESSORT	1	1		

↔ Interchangeable; ≠ not interchangeable; ← new for old; → old for new

D225

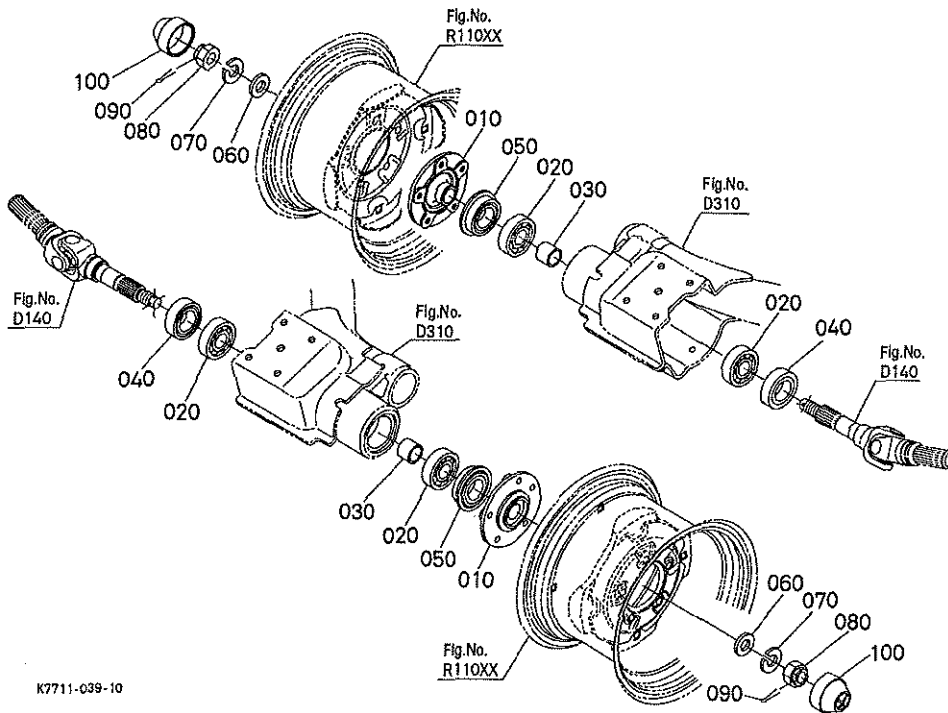
DIFFERENTIAL LOCK SHIFT FORK FOURCHETTE DE BLOCAGE DIFFERENTIEL



A:RTV1100CW B:RTV1100CR

REF. No. POS. No.	PART No. REFERENCE	PART NAME	DESIGNATION	Q' TY/S. No. Q' TE/No. S.		I. C.	REMARKS REMARQUES
				A	B		
010	K7561-1321-2	FORK, DIFF. LOCK SHIFT	FOURCHE DE BLOC. DIFF	1	1		
020	K7561-1322-0	SHAFT, DIFF. LOCK	ARBRE BLOC. DIF.	1	1		
030	K7561-1323-0	SPRING	RESSORT	1	1		
040	31351-2662-0	PIN, JOINT	GOUILLE	1	1		
050	50080-3411-0	PIN, SNAP	GOUILLE BETA	1	1		
060	09500-16287	SEAL, OIL	BAGUE JOINT	1	1		
070	06331-35020	PLUG	BOUCHON	1	1		
080	04717-02000	WASHER, WITH RUBBER	JOINT EN CAOUTCHOUC	1	1		

↔ Interchangeable; ≠ not interchangeable; ← new for old; → old for new



K7711-039-10

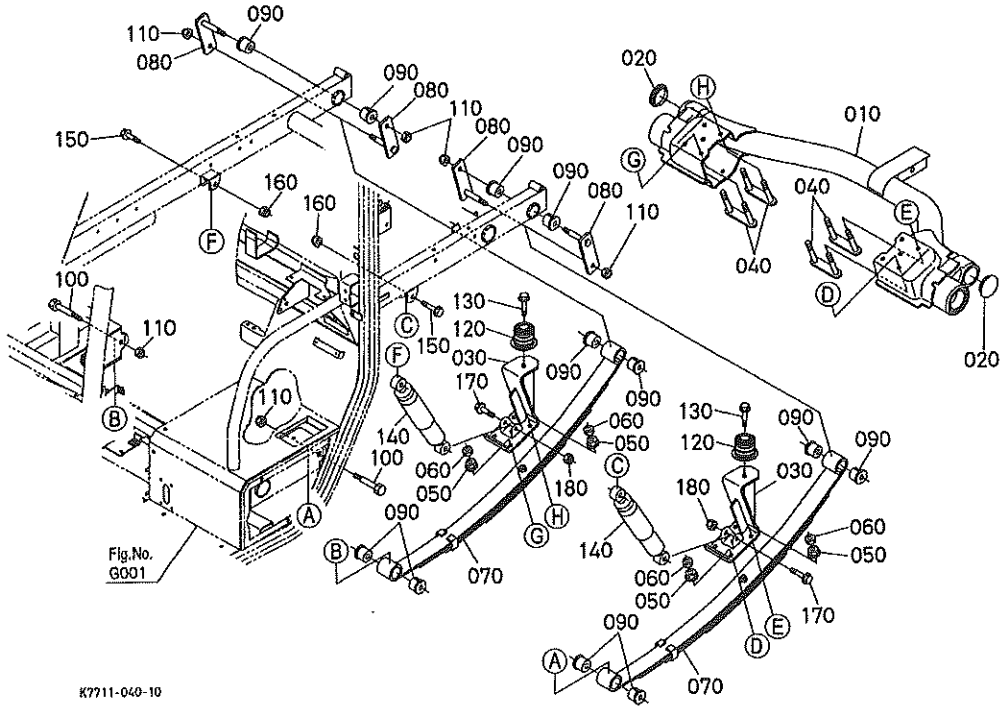
A:RTV1100CW B:RTV1100CR

REF. No. POS. No.	PART No. REFERENCE	PART NAME	DESIGNATION	Q' TY/S. No. Q' TE/No. S.		I. C.	REMARKS REMARQUES
				A	B		
010	K7561-1782-3	AXLE, REAR	PONT ARRIERE	2	2		
020	08141-06206	BEARING, BALL	ROULEMENT A BILLES	4	4		
030	K7561-1783-0	COLLAR, BEARING HUB	COLLIER	2	2		
040	09194-06211	SEAL, OIL	BAGUE JOINT	2	2		
050	09500-00003	SEAL, OIL	BAGUE JOINT	2	2		
060	K7561-1784-0	WASHER, AXLE	RONDELLE	2	2		
070	04512-60220	WASHER, SPRING	RONDELLE GROWER	2	2		
080	3M740-9315-0	NUT	ECROU	2	2		
090	05511-50540	PIN, SPLIT	GOUPILLE FENDUE	2	2		
100	K7561-1791-0	CAP, WHEEL HAB	BOUCHON	2	2		

↔ Interchangeable; ≠ not interchangeable; ← new for old; → old for new

D310

REAR SUSPENSION SUSPENSION ARRIERE



K7711-040-10

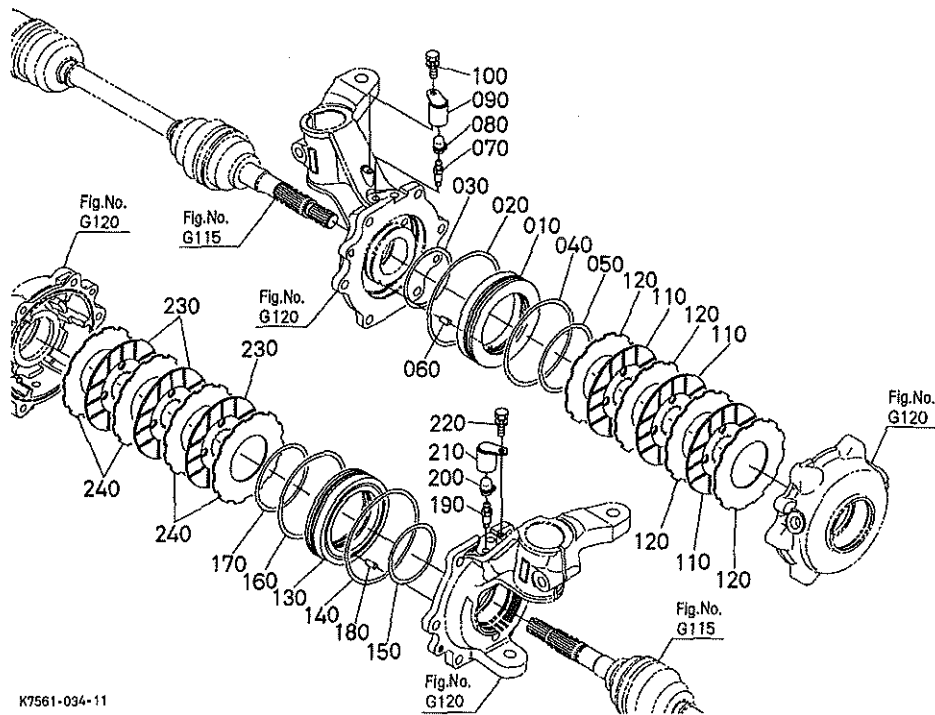
A:RTV1100CW B:RTV1100CR

REF. No. POS. No.	PART No. REFERENCE	PART NAME	DESIGNATION	Q' TY./S. No. Q' TE/No. S.		I. C.	REMARKS REMARQUES
				A	B		
010	K7561-1741-4	COMP. BRACKET, REAR	SUPPORT COMP.	1	1		
020	31351-2436-2	CAP	BOUCHON	2	2		
030	K7561-1742-0	BRACKET, LEAF SPRING	SUPPORT	2	2		
040	K7711-1743-0	BOLT, LEAF SPRING	VIS	4	4		
050	02771-60100	NUT, FLANGE	ECROU A EMBASE	8	8		
060	02118-50100	NUT	ECROU	8	8		
070	K7561-1744-2	SPRING, LEAF	RESSORT	2	2		
080	K7561-1745-0	ROD, LEAF SPRING	BIELLETTE	4	4		
090	K7561-1746-0	BUSH, RUBBER SPRING	BAGUE	12	12		
100	K7561-1747-0	BOLT, REAMER SPRING	VIS	2	2		
110	K7561-1748-0	NUT, HEX. LOCK	CONTRE-ECROU	6	6		
120	K7561-1751-0	STOPPER, RUBBER SPRING	POINTEAU D'ARRET	2	2		
130	01754-50820	BOLT, FLANGE	VIS DE BUTEE	2	2		
140	K7571-1761-0	DAMPER, REAR	AMORTISSEUR	2	2		
150	K7561-1762-0	BOLT, DAMPER	VIS	2	2		
160	K7561-1748-0	NUT, HEX. LOCK	CONTRE-ECROU	2	2		
170	K7561-1763-0	BOLT, DAMPER	VIS	2	2		
180	K7561-1749-0	NUT, HEX. LOCK	CONTRE-ECROU	2	2		

↔ Interchangeable; ≠ not interchangeable; ← new for old; → old for new

E001

FRONT BRAKE
FREIN AVANT



K7561-034-11

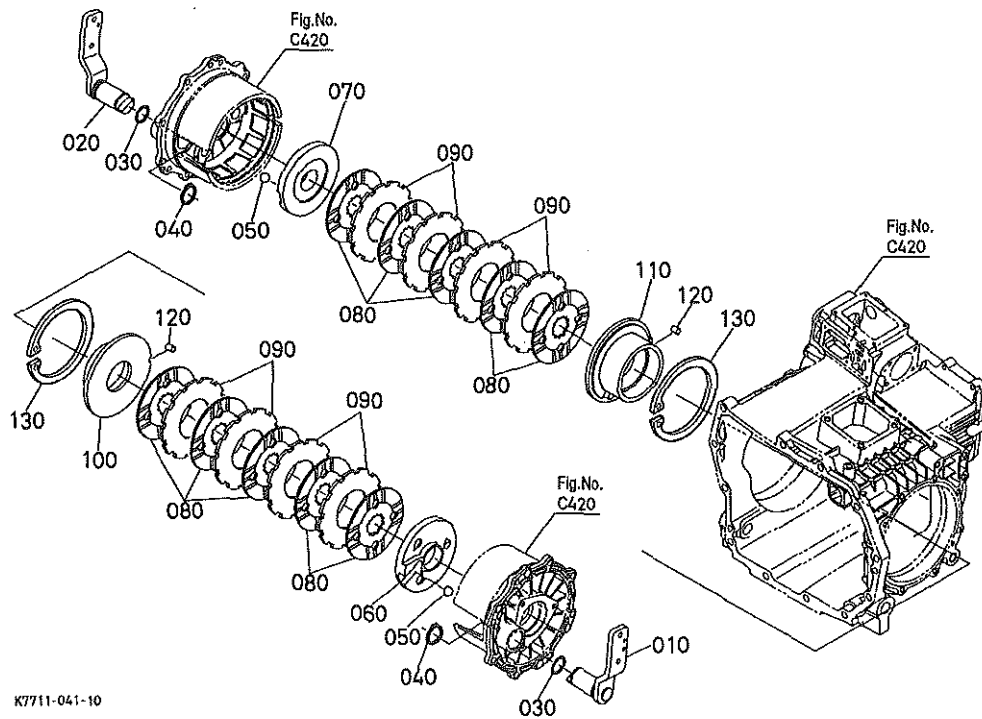
A:RTV1100CW B:RTV1100CR

REF. No. POS. No.	PART No. REFERENCE	PART NAME	DESIGNATION	Q' TY/S. No. Q' TE/No. S.		I. C.	REMARKS REMARQUES
				A	B		
010	K7561-1877-2	PISTON	PISTON	1	1		
020	K7561-1873-0	SEAL, BRAKE BF	JOINT D' ETANCHEITE	1	1		
030	K7561-1874-0	SEAL, BRAKE BF	JOINT D' ETANCHEITE	1	1		
040	K7561-1893-0	SEAL, BRAKE UDT	JOINT D' ETANCHEITE	1	1		
050	K7561-1894-0	SEAL, BRAKE UDT	JOINT D' ETANCHEITE	1	1		
060	05012-00408	PIN, STRAIGHT	GOUILLE CYLINDRIQUE	1	1		
070	K7561-4367-2	BLEEDER	TROP-PLEIN	1	1		
080	K7561-4368-0	CAP, BREEDER	BOUCHON	1	1		
090	K7561-1866-0	GUARD, BLEEDER	PROTECTEUR	1	1		
100	01023-50612	BOLT	VIS	1	1		
110	K7561-1885-0	DISK, BRAKE	DISQUE DE FREIN	3	3		
120	K7561-1886-0	PLATE, FRICTION	PLATEAU DE FRICTION	4	4		
130	K7561-1877-2	PISTON	PISTON	1	1		
140	K7561-1873-0	SEAL, BRAKE BF	JOINT D' ETANCHEITE	1	1		
150	K7561-1874-0	SEAL, BRAKE BF	JOINT D' ETANCHEITE	1	1		
160	K7561-1893-0	SEAL, BRAKE UDT	JOINT D' ETANCHEITE	1	1		
170	K7561-1894-0	SEAL, BRAKE UDT	JOINT D' ETANCHEITE	1	1		
180	05012-00408	PIN, STRAIGHT	GOUILLE CYLINDRIQUE	1	1		
190	K7561-4367-2	BLEEDER	TROP-PLEIN	1	1		
200	K7561-4368-0	CAP, BREEDER	BOUCHON	1	1		
210	K7561-1866-0	GUARD, BLEEDER	PROTECTEUR	1	1		
220	01023-50612	BOLT	VIS	1	1		
230	K7561-1885-0	DISK, BRAKE	DISQUE DE FREIN	3	3		
240	K7561-1886-0	PLATE, FRICTION	PLATEAU DE FRICTION	4	4		

↔ Interchangeable; ≠ not interchangeable; ← new for old; → old for new

E005

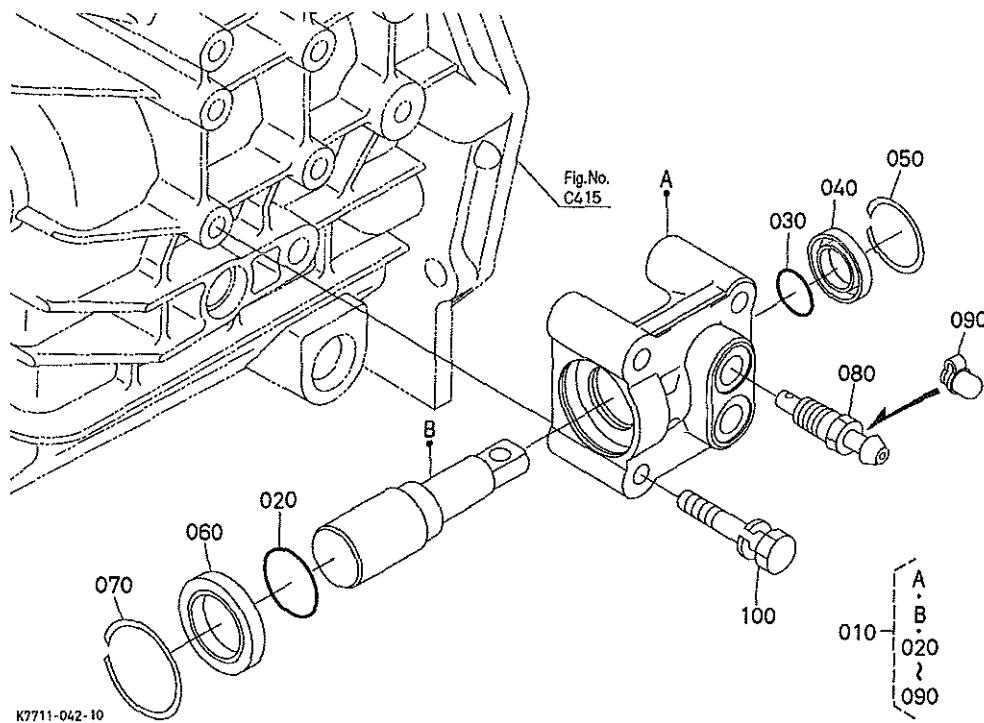
**REAR BRAKE
FREIN ARRIERE**



A:RTV1100CW B:RTV1100CR

REF. No. POS. No.	PART No. REFERENCE	PART NAME	DESIGNATION	Q' TY/S. No. Q' TE/No. S.		i. c.	REMARKS REMARQUES
				A	B		
010	K7711-1351-0	LEVER, CAM LH	LEVIER A CAME G.	1	1		
020	K7711-1352-0	LEVER, CAM RH	LEVIER A CAME D.	1	1		
030	04816-00240	O RING	JOINT TORIQUE	2	2		
040	04612-00300	CIR CLIP, EXTERNAL	CIRCLIP	2	2		
050	07715-00805	BALL	BILLE	6	6		
060	K7561-1353-3	ACTUATOR LH	ACTUATEUR G.	1	1		
070	K7561-1354-3	ACTUATOR RH	ACTUATEUR D.	1	1		
080	K7561-1371-3	DISK, BRAKE	DISQUE DE FREIN	10	10		
090	K7561-1372-0	PLATE, FRICTION	PLATEAU DE FRICTION	8	8		
100	K7561-1355-0	HOLDER, BEARING LH	SUPPORT G.	1	1		
110	K7561-1356-0	HOLDER, BEARING RH	SUPPORT D.	1	1		
120	6C040-2244-0	PIN	GOUPILLE	2	2		
130	K7561-1357-0	CIR-CLIP, INTERNAL	CIRCLIP INTERNE	2	2		

↔ interchangeable; ≠ not interchangeable; ← new for old; → old for new



K7711-042-10

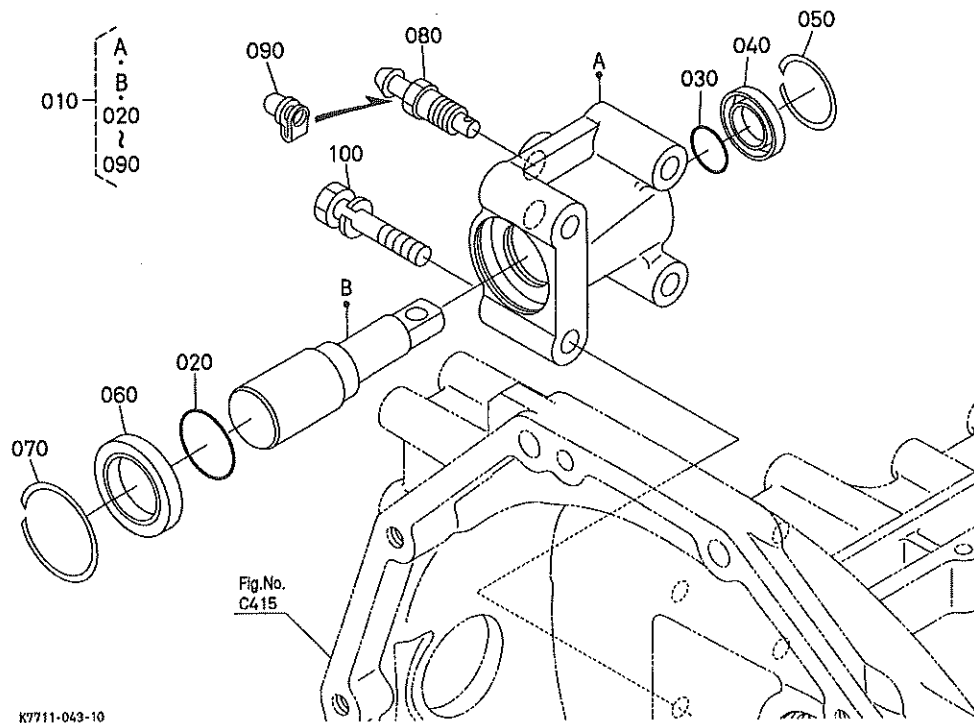
A:RTV1100GW B:RTV1100CR

REF. No. POS. No.	PART No. REFERENCE	PART NAME	DESIGNATION	Q' TY/S. No. Q' TE/No. S.		I. C.	REMARKS REMARQUES
				A	B		
010	YW170-0010-0	ASSY CYLINDER, BRA. L	ENS. CYLINDRE G.	1	1		
020	YW170-0122-0	O RING	JOINT TORIQUE	1	1		
030	YW170-0123-0	O RING	JOINT TORIQUE	1	1		
040	YW170-0131-0	SEAL, DUST	BAGUE JOINT	1	1		
050	YR700-0125-0	RING	BAGUE	1	1		
060	YW170-0132-0	SEAL, DUST	BAGUE JOINT	1	1		
070	YT488-3014-0	SP-RING	BAGUE	1	1		
080	YW170-0031-0	BLEEDER	TROP-PLEIN	1	1		
090	K7561-4368-0	CAP, BREEDER	BOUCHON	1	1		
100	01123-50855	BOLT	VIS	4	4		

↔ Interchangeable; ≠ not interchangeable; ← new for old; → old for new

E015

BRAKE CYLINDER(RIGHT)
CYLINDRE DE FREIN(DROITE)



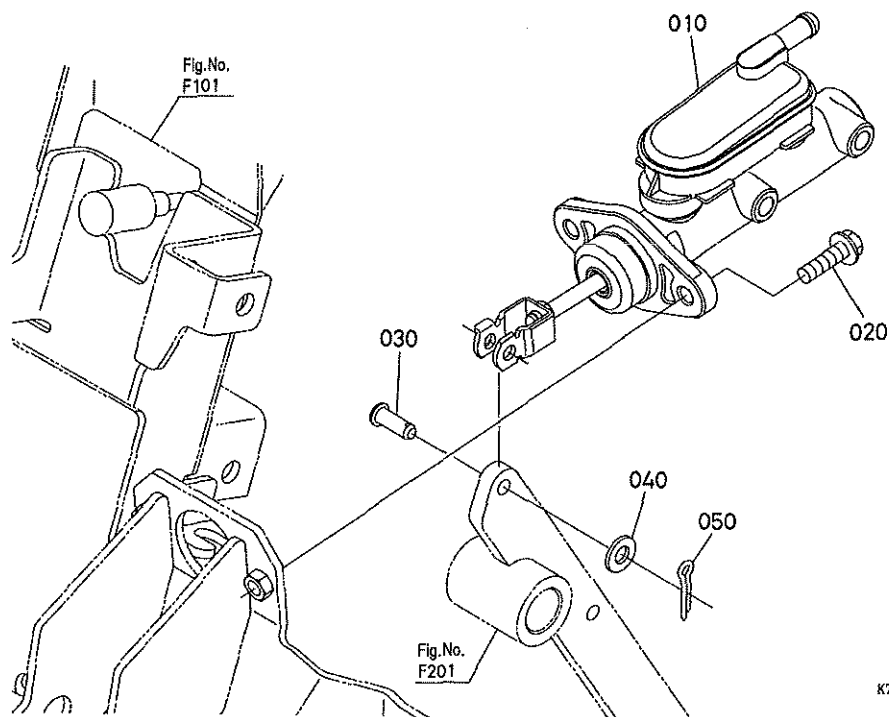
A:RTV1100CW B:RTV1100CR

REF. No. POS. No.	PART No. REFERENCE	PART NAME	DESIGNATION	Q' TY/S. No. Q' TE/No. S.		I. C.	REMARKS REMARQUES
				A	B		
010	YW171-0010-0	ASSY. CYLINDER, BRA. R	ENS. CYLINDRE D.	1	1		
020	YW170-0122-0	O RING	JOINT TORIQUE	1	1		
030	YW170-0123-0	O RING	JOINT TORIQUE	1	1		
040	YW170-0131-0	SEAL, DUST	BAGUE JOINT	1	1		
050	YR700-0125-0	RING	BAGUE	1	1		
060	YW170-0132-0	SEAL, DUST	BAGUE JOINT	1	1		
070	YT488-3014-0	SP-RING	BAGUE	1	1		
080	YW170-0031-0	BLEEDER	TROP-PLEIN	1	1		
090	K7561-4368-0	CAP, BREEDER	BOUCHON	1	1		
100	01123-50855	BOLT	VIS	4	4		

↔ interchangeable; ≠ not interchangeable; ← new for old; → old for new

E020

BRAKE MASTER CYLINDER
MAITRE CYLINDRE DE FREIN



K7711-044-10

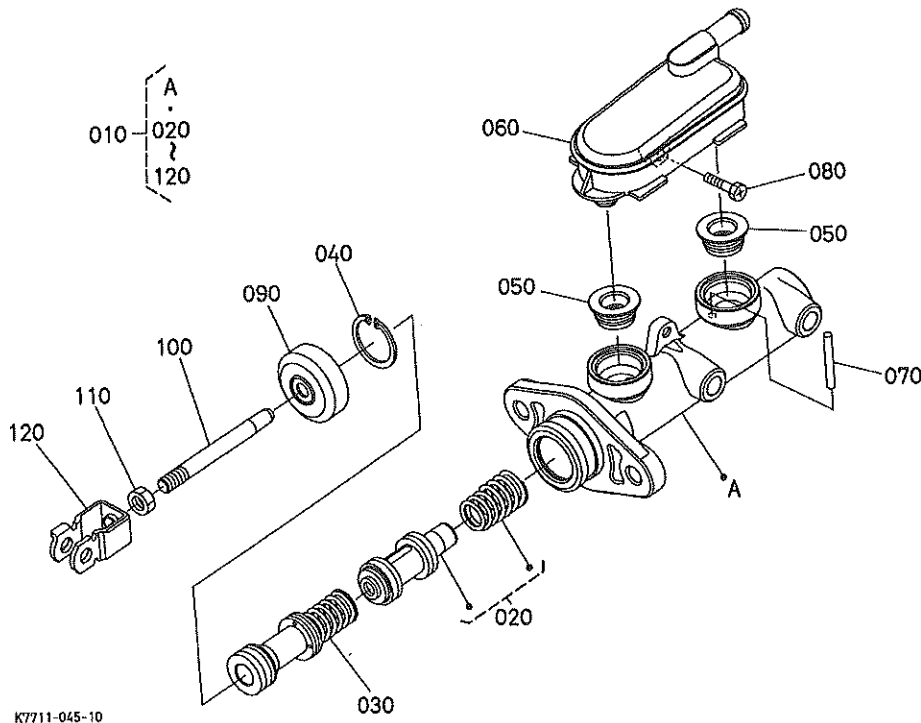
A:RTV1100CW B:RTV1100CR

REF. No. PCS. No.	PART No. REFERENCE	PART NAME	DESIGNATION	Q' TY/S. No. Q' TE/No. S.		I. C.	REMARKS REMARQUES
				A	B		
010	K7711-4315-0	ASSY CYLINDER, MASTER	ENS. CYLINDRE DE FRE.	1	1		
020	01754-50825	BOLT, FLANGE	VIS DE BUTEE	2	2		
030	05122-50822	PIN, JOINT	GOUPILLE	1	1		
040	04013-60080	WASHER, PLAIN	RONDELLE FREIN	1	1		
050	05511-50218	PIN, SPLIT	GOUPILLE FENDUE	1	1		

↔ Interchangeable; ≠ not interchangeable; ← new for old; → old for new

E025

BRAKE MASTER CYLINDER [COMPONENT PARTS] MAITRE CYLINDRE DE FREIN [PARTIES COMPOSANTES]



K7711-045-10

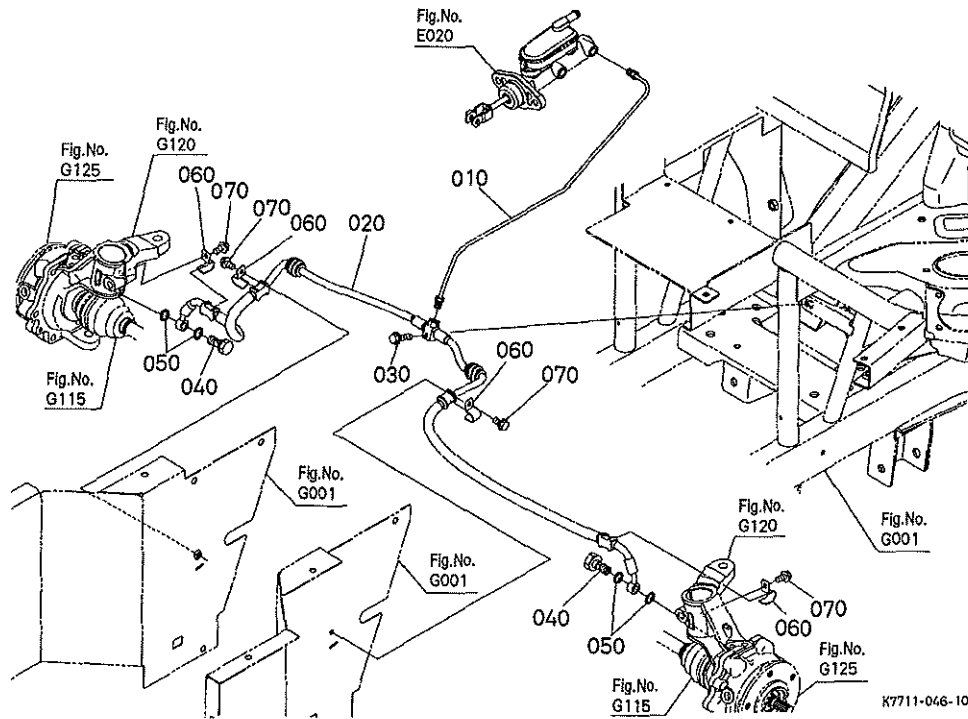
A:RTV1100CW B:RTV1100CR

REF. No. POS. No.	PART No. REFERENCE	PART NAME	DESIGNATION	Q' TY/S. No. Q' TE/No. S.		I. C.	REMARKS REMARQUES
				A	B		
010	K7711-4315-0	ASSY CYLINDER, MASTER	ENS. CYLINDRE DE FRE.	1	1		
020	K7561-4316-0	ASSY PISTON, PRIMARY	ENS. PISTON	1	1		
030	K7561-4317-0	ASSY PISTON	ENS. PISTON	1	1		
040	K7561-4318-0	CIR-CLIP	CIRCLIP	1	1		
050	K7561-4319-0	GROMMET	GRUMMET	2	2		
060	K7711-4320-0	TANK, BRAKE	RESERVOIR	1	1		
070	K7561-4324-0	PIN	GOUPILLE	1	1		
080	K7561-4325-0	BOLT	VIS	1	1		
090	K7561-4326-0	BOOT	MALLE	1	1		
100	K7561-4327-0	PUSH ROD	TIGE DE POUSSOIR	1	1		
110	K7561-4328-0	NUT	ECROU	1	1		
120	K7561-4329-0	YOKE	FOURCHE	1	1		

↔ Interchangeable; ≠ not interchangeable; ← new for old; → old for new

E030

**BRAKE OIL LINE (FRONT)
CIRCUIT D' HUILE FREIN (AVANT)**

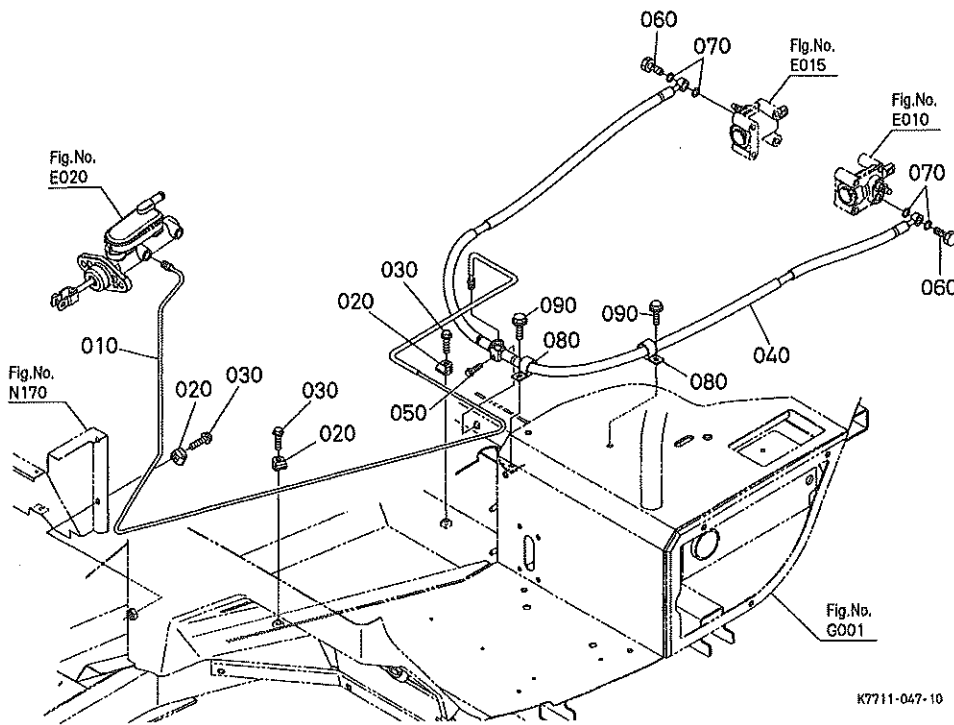


A:RTV1100CW B:RTV1100CR

REF. No. POS. No.	PART No. REFERENCE	PART NAME	DESIGNATION	Q' TY/S. No. Q' TE/No. S.		I. C.	REMARKS REMARQUES
				A	B		
010	K7711-4381-0	PIPE, BRAKE FRONT	TUYAU DE FREIN AVANT	1	1		
020	K7561-4386-0	HOSE, BRAKE FRONT	TUYAU DE FREIN AVANT	1	1		
030	01754-50625	BOLT, FLANGE	VIS DE BUTEE	1	1		
040	K7561-4389-0	BOLT, JOINT	VIS	2	2		
050	15471-9665-0	GASKET	JOINT	4	4		
060	K7561-1857-0	CLAMP, BRAKE HOSE	ATTACHE	4	4		
070	01754-50610	BOLT, FLANGE	VIS DE BUTEE	4	4		

E035

**BRAKE OIL LINE (REAR)
CIRCUIT D' HUILE FREIN (ARRIERE)**



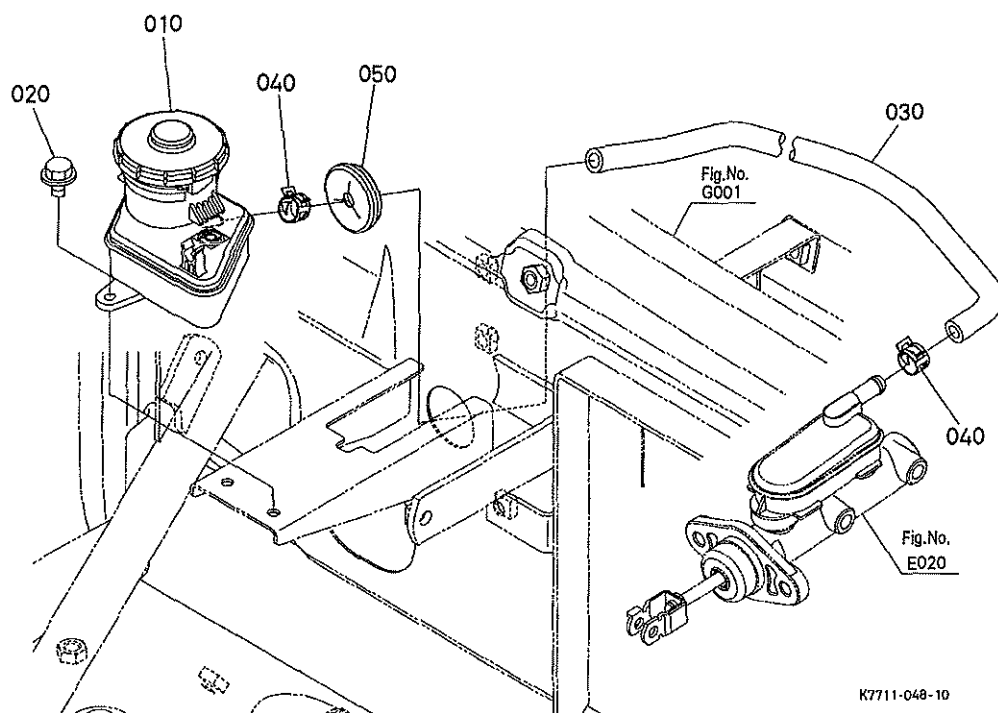
A:RTV1100CW B:RTV1100CR

REF. No. POS. No.	PART No. REFERENCE	PART NAME	DESIGNATION	Q' TY/S. No. Q' TE/No. S.		I. C.	REMARKS REMARQUES
				A	B		
010	K7711-4382-0	PIPE, BRAKE REAR	TUYAU DE FREIN ARRI.	1	1		
020	K7561-4392-0	CLAMP, BRAKE PIPE	ATTACHE	3	3		
030	01754-50830	BOLT, FLANGE	VIS DE BUTEE	3	3		
040	K7711-4387-0	HOSE, BRAKE REAR	TUYAU	1	1		
050	01754-50625	BOLT, FLANGE	VIS DE BUTEE	1	1		
060	K7561-4389-0	BOLT, JOINT	VIS	2	2		
070	15471-9665-0	GASKET	JOINT	4	4		
080	36919-5567-0	CLAMP, HARNESS	ATTACHE-FILS	2	2		
090	01754-50816	BOLT, FLANGE	VIS DE BUTEE	2	2		

↔ Interchangeable; ≠ not interchangeable; ← new for old; → old for new

E040

BRAKE OIL TANK
RESERVOIR D' HUILE DE FREIN



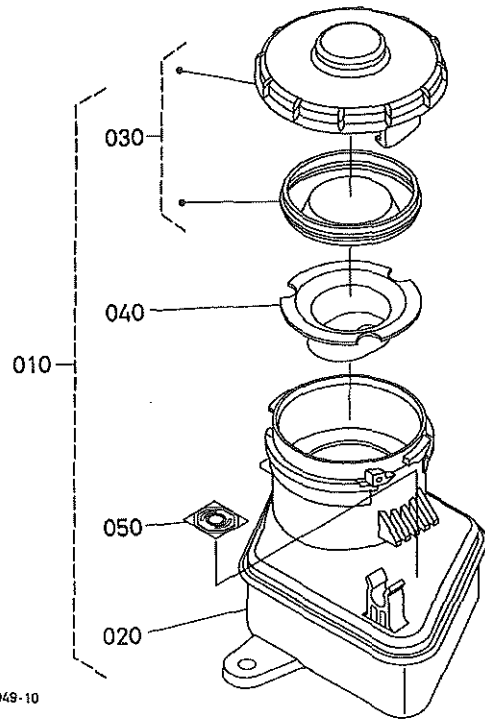
K7711-048-10

A:RTV1100CW B:RTV1100CR

REF. No. POS. No.	PART No. REFERENCE	PART NAME	DESIGNATION	Q' TY/S. No. Q' TE/No. S.		I. G.	REMARKS REMARQUES
				A	B		
010	K7711-4370-0	ASSY TANK, RESERVE	ENS. RESERVOIR	1	1		
020	01754-50612	BOLT, FLANGE	VIS DE BUTEE	1	1		
030	K7711-4372-0	HOSE, BRAKE RESERVE	TUYAU DE FREIN	1	1		
040	K7711-4373-0	CLAMP, HOSE	COLLIER DE DURITE	2	2		
050	5K200-1172-0	GROMMET	GRUMMET	1	1		

E045

BRAKE OIL TANK [COMPONENT PARTS]
 RESERVOIR D'HUILE DE FREIN [PARTIES COMPOSANTES]



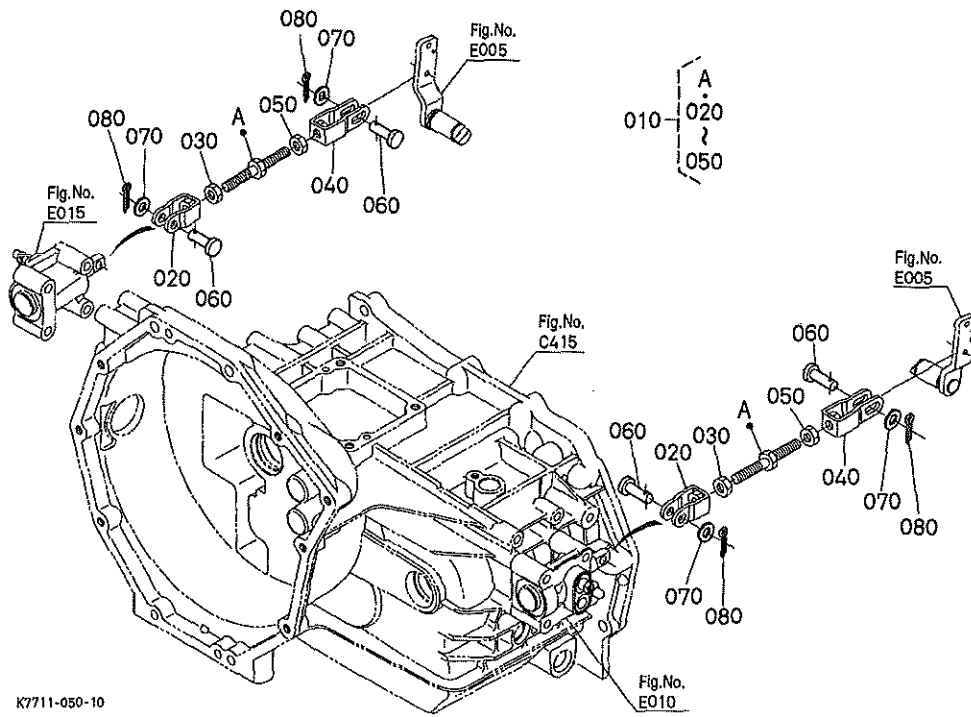
K7711-049-10

A:RTV1100GW B:RTV1100GR

REF. No. POS. No.	PART No. REFERENCE	PART NAME	DESIGNATION	Q' TY/S. No. Q' TE/No. S.		I. C.	REMARKS REMARQUES
				A	B		
010	K7711-4370-0	ASSY TANK, RESERVE	ENS. RESERVOIR	↑	↑		
020	K7711-4371-0	TANK, RESERVE BRAKE	RESERVOIR	↑	↑		
030	K7561-9432-0	CAP	BOUCHON	↑	↑		
040	K7561-4321-0	FILTER	FILTRE	↑	↑		
050	K7561-4314-0	MARK	MARQUE	↑	↑		

E050

BRAKE ROD TIGE DE FREIN



K7711-050-10

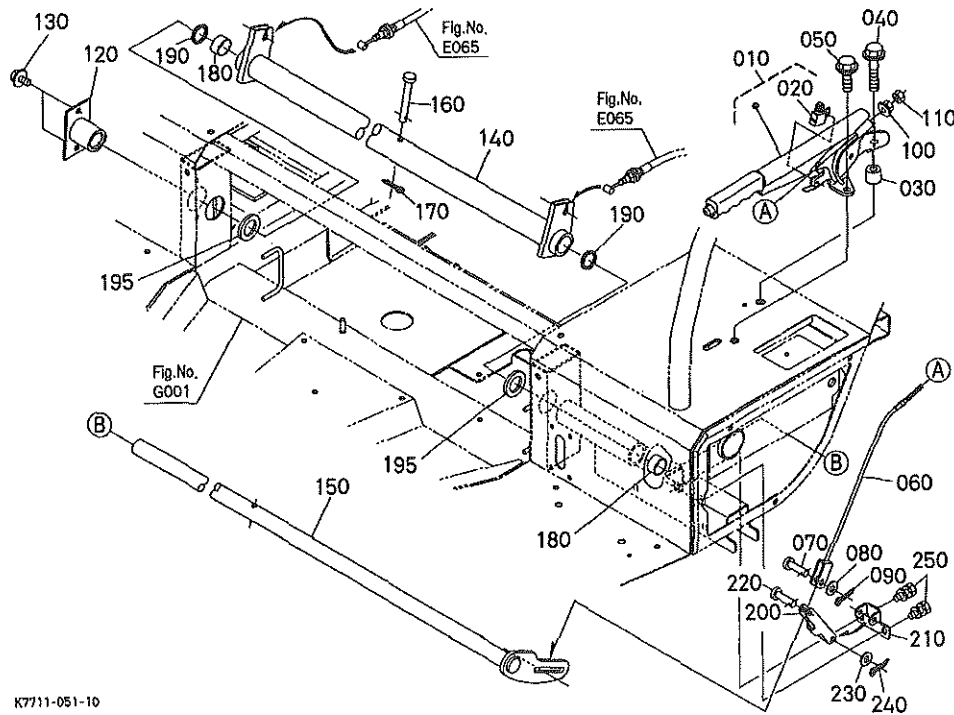
A:RTV1100CW B:RTV1100GR

REF. No. POS. No.	PART No. REFERENCE	PART NAME	DESIGNATION	Q' TY/S. No. Q' TE/No. S.		I. C.	REMARKS REMARQUES
				A	B		
010	K7561-4350-2	ASSY ROD, BRAKE REAR	ENS. BILETTE	2	2		
020	K7561-4352-0	U JOINT, BRAKE CYL.	CHAPE	2	2		
030	02112-50080	NUT	ECROU	2	2		
040	K7561-4353-0	U JOINT, BRAKE LEVER	CHAPE	2	2		
050	37300-4133-0	NUT	ECROU	2	2		
060	05122-50825	PIN, JOINT	GOUPILLE	4	4		
070	04013-60080	WASHER, PLAIN	RONDELLE FREIN	4	4		
080	05511-50220	PIN, SPLIT	GOUPILLE FENDUE	4	4		

↔ Interchangeable; ≠ not interchangeable; ← new for old; → old for new

E060

PARKING BRAKE LEVER
LEVIER DE FREIN DE STATIONNEMENT



K7711-051-10

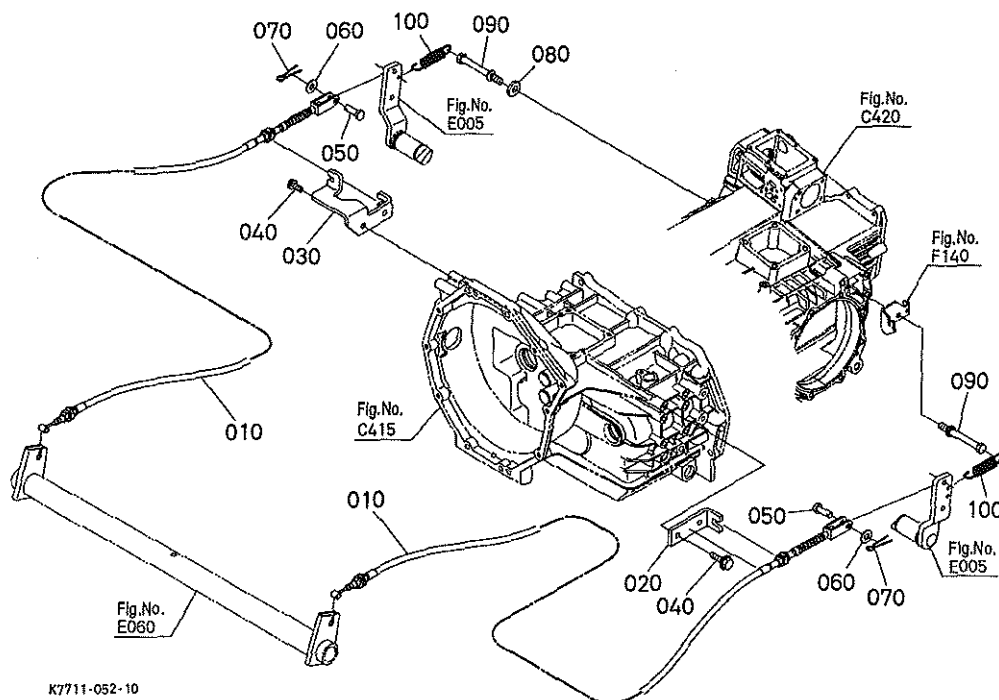
A:RTV1100CW B:RTV1100GR

REF. No. POS. No.	PART No. REFERENCE	PART NAME	DESIGNATION	Q' TY/S. No. Q' TE/No. S.		I. C.	REMARKS REMARQUES
				A	B		
010	3F700-6760-3	COMP LEVER, BRAKE	LEVIER DE FREIN COMP	1	1		
020	3F999-0120-0	SWITCH, HAND BRAKE	INTERRUPTEUR	1	1		
030	K7561-4332-0	SPACER, PARKING BRAKE	ENTRETOISE	1	1		
040	01774-51040	BOLT, FLANGE	VIS DE BUTEE	1	1		
050	01774-61020	BOLT, FLANGE	VIS DE BUTEE	1	1		
060	K7711-4336-0	CABLE, PARKING LEVER	CABLE	1	1		
070	K7711-4335-0	PIN, JOINT	GOUPILLE	1	1		
080	04013-60080	WASHER, PLAIN	RONDELLE FREIN	1	1		
090	05511-50320	PIN, SPLIT	GOUPILLE FENDUE	1	1		
100	02756-50060	NUT, UBS	ECROU	1	1		
110	02014-50060	NUT	ECROU	1	1		
120	K7711-4345-0	BOSS, PARKING	MOYEU	1	1		
130	01754-60816	BOLT, FLANGE	VIS DE BUTEE	2	2		
140	K7711-4347-2	TUBE, PARKING	TUYAU	1	1		
150	K7711-4348-2	ROD, PARKING	BIELLE	1	1		
160	K7561-4335-0	PIN, JOINT	GOUPILLE	1	1		
170	05511-50218	PIN, SPLIT	GOUPILLE FENDUE	1	1		
180	08511-02515	BUSH	BAGUE	2	2		
190	04816-00250	O RING	JOINT TORIQUE	2	2		
195	K7711-4346-0	WASHER, PLAIN	RONDELLE FREIN	2	2		
200	K7711-4334-0	LINK, PARKING CABLE	MAILLON	1	1		
210	K7711-4349-0	HOLDER, LINK	SUPPORT	1	1		
220	K7711-4335-0	PIN, JOINT	GOUPILLE	1	1		
230	04013-60080	WASHER, PLAIN	RONDELLE FREIN	1	1		
240	05511-50320	PIN, SPLIT	GOUPILLE FENDUE	1	1		
250	01125-60816	BOLT	VIS	2	2		

↔ Interchangeable; ≠ not interchangeable; ← new for old; → old for new

E065

PARKING BRAKE WIRE CABLE DE FREIN DE STATIONNEMENT



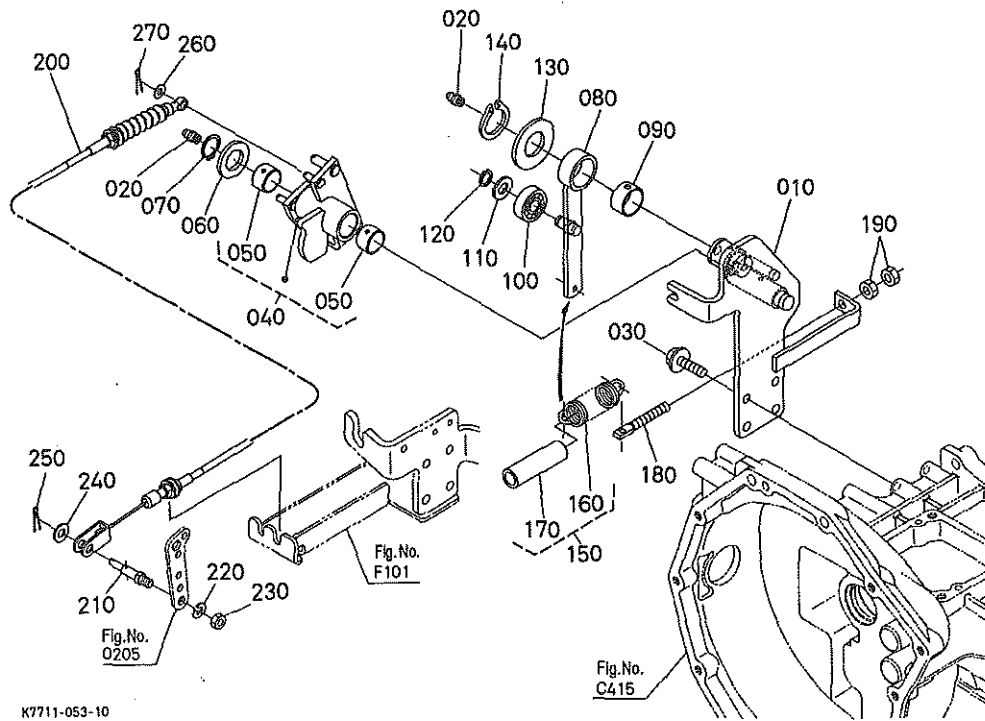
A:RTV1100CW B:RTV1100CR

REF. No. POS. No.	PART No. REFERENCE	PART NAME	DESIGNATION	Q' TY/S. No. Q' TE/No. S.		I. C.	REMARKS REMARQUES
				A	B		
010	K7711-4337-0	CABLE, PARKING	CABLE	2	2		
020	K7561-4341-2	STAY, CABLE PARKING L	SUPPORT DE CABLE G.	1	1		
030	K7711-4342-0	STAY, CABLE PARKING R	SUPPORT DE CABLE D.	1	1		
040	01754-50820	BOLT, FLANGE	VIS DE BUTEE	4	4		
050	05122-50825	PIN, JOINT	GOUPILLE	2	2		
060	04013-60080	WASHER, PLAIN	RONDELLE FREIN	2	2		
070	05512-00218	PIN, SPLIT	GOUPILLE FENDUE	2	2		
080	34150-3335-0	WASHER	RONDELLE	1	1		
090	K7561-4345-2	BOLT	VIS	2	2		
100	K7711-4344-0	SPRING	RESSORT	2	2		

↔ Interchangeable; ≠ not interchangeable; ← new for old; → old for new

F001

SPEED CHANGE LEVER
LEVIER DE VITESSE-CHANGEMENT



K7711-053-10

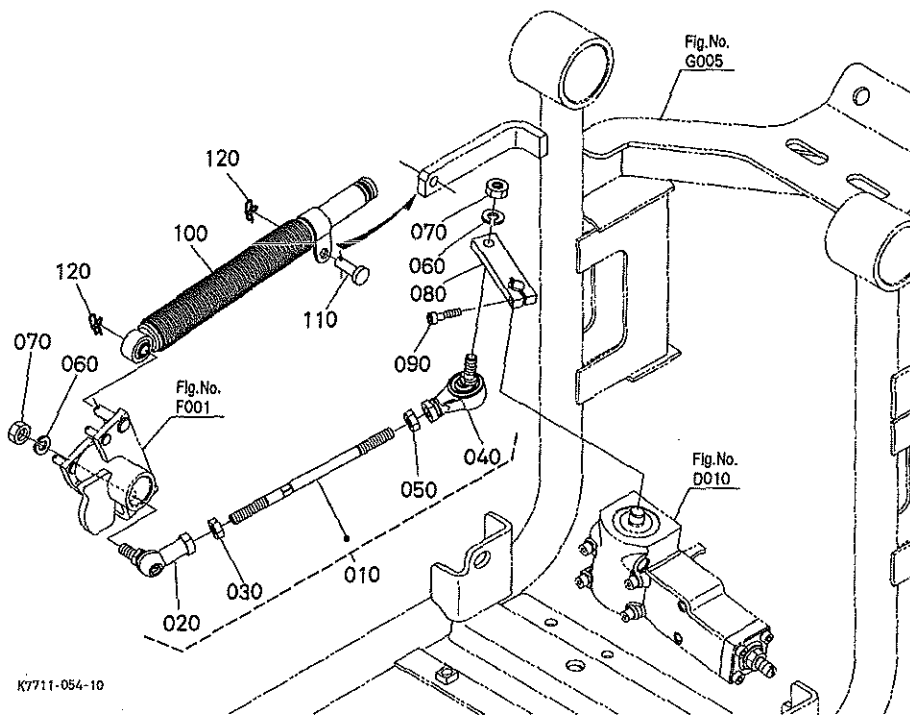
A:RTV1100GW B:RTV1100GR

REF. No. POS. No.	PART No. REFERENCE	PART NAME	DESIGNATION	Q' TY/S. No. Q' TE/No. S.		I. C.	REMARKS REMARQUES
				A	B		
010	K7561-4232-0	PLATE, LEVER HOLDER	PLAQUE DE LEVIER	1	1		
020	K5651-1210-0	NIPPLE, GREASE	GRISSEUR	2	2		
030	01754-50820	BOLT, FLANGE	VIS DE BUTEE	4	4		
040	K7711-4233-0	ASSY LEVER, SPEED	ENS. LEVIER	1	1		
050	58511-2812-0	BUSH	BAGUE	2	2		
060	04011-50200	WASHER, PLAIN	RONDELLE FREIN	1	1		
070	04612-00200	CIR CLIP, EXTERNAL	CIRCLIP	1	1		
080	K7561-4238-0	LEVER, NEUTRAL	LEVIER DE NEUTRE	1	1		
090	K7561-4241-0	BUSH	BAGUE	1	1		
100	08141-06000	BEARING, BALL	ROULEMENT A BILLES	1	1		
110	04011-50100	WASHER, PLAIN	RONDELLE FREIN	1	1		
120	04612-00100	CIR CLIP, EXTERNAL	CIRCLIP	1	1		
130	04011-50250	WASHER, PLAIN	RONDELLE FREIN	1	1		
140	04612-00250	CIR CLIP, EXTERNAL	CIRCLIP	1	1		
150	76611-4332-0	ASSY SPRING	ENS. RESSORT	1	1		
160	66204-4332-3	SPRING	RESSORT	1	1		
170	76611-4333-0	HOSE, SPRING	TUYAU	1	1		
180	66101-2542-0	BOLT, TENSION	VIS DE TENSION	1	1		
190	02114-50080	NUT	ECROU	2	2		
200	K7711-4511-0	WIRE, ENGINE	CABLE DE MOTEUR	1	1		
210	K7711-4513-0	PIN	GOUPILLE	1	1		
220	04512-60080	WASHER, SPRING	RONDELLE GROWER	1	1		
230	02114-50080	NUT	ECROU	1	1		
240	04013-60080	WASHER, PLAIN	RONDELLE FREIN	1	1		
250	05511-50218	PIN, SPLIT	GOUPILLE FENDUE	1	1		
260	04013-60060	WASHER, PLAIN	RONDELLE FREIN	1	1		
270	05511-51615	PIN, SPLIT	GOUPILLE FENDUE	1	1		

↔ Interchangeable; ≠ not interchangeable; ← new for old; → old for new

F005

SPEED CHANGE ROD
TIGE DE VITESSE-CHANGEMENT



K7711-054-10

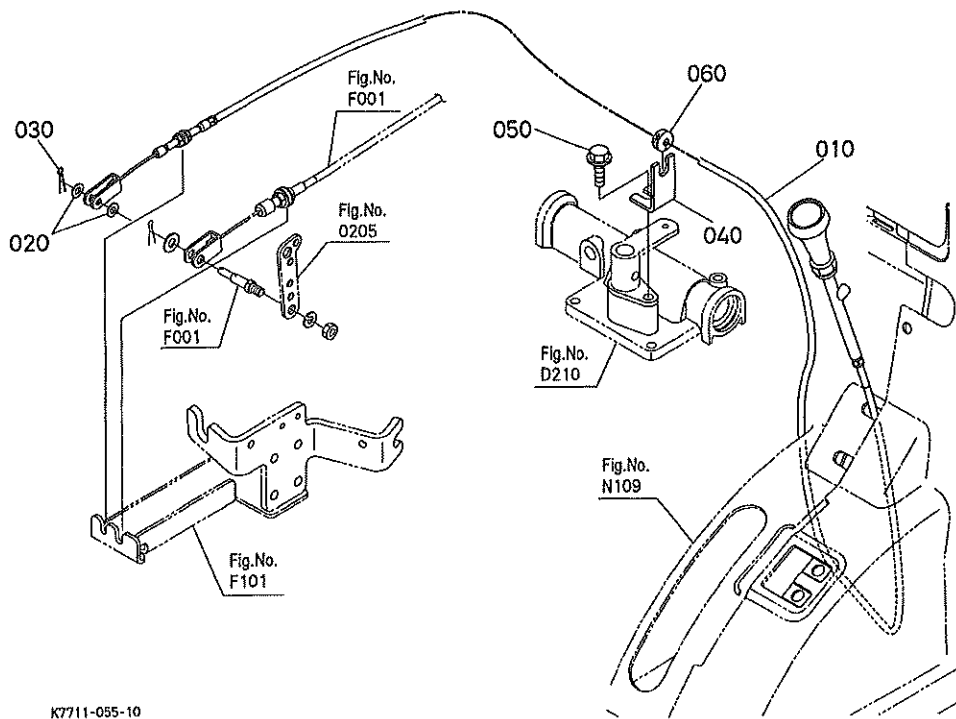
A:RTV1100CW B:RTV1100CR

REF. No. POS. No.	PART No. REFERENCE	PART NAME	DESIGNATION	Q' TY/S. No.		I. C.	REMARKS REMARQUES
				A	B		
010	K7561-4235-0	ASSY ROD, HST	ENS. TIGE HST	1	1		
020	45404-9577-0	END, ROD	ROTULE	1	1		
030	02114-50080	NUT	ECROU	1	1		
040	54721-3185-0	BALL, LINK	BILLE	1	1		
050	37300-4133-0	NUT	ECROU	1	1		
060	04512-60080	WASHER, SPRING	RONDELLE GROWER	2	2		
070	02114-50080	NUT	ECROU	2	2		
080	K7561-4237-0	LEVER, REGULATOR	LEVIER	1	1		
090	01350-10520	BOLT, HEX-SOC-HD	VIS	1	1		
100	K7561-4245-0	DAMPER, LEVER HST	AMORTISSEUR	1	1		
110	05122-50825	PIN, JOINT	GOUPILLE	1	1		
120	K1211-9112-0	RUE RING COTTER	GOUPILLE	2	2		

↔ Interchangeable; ≠ not interchangeable; ← new for old; → old for new

F010

SPEED CHANGE WIRE CABLE DE VITESSE-CHANGEMENT

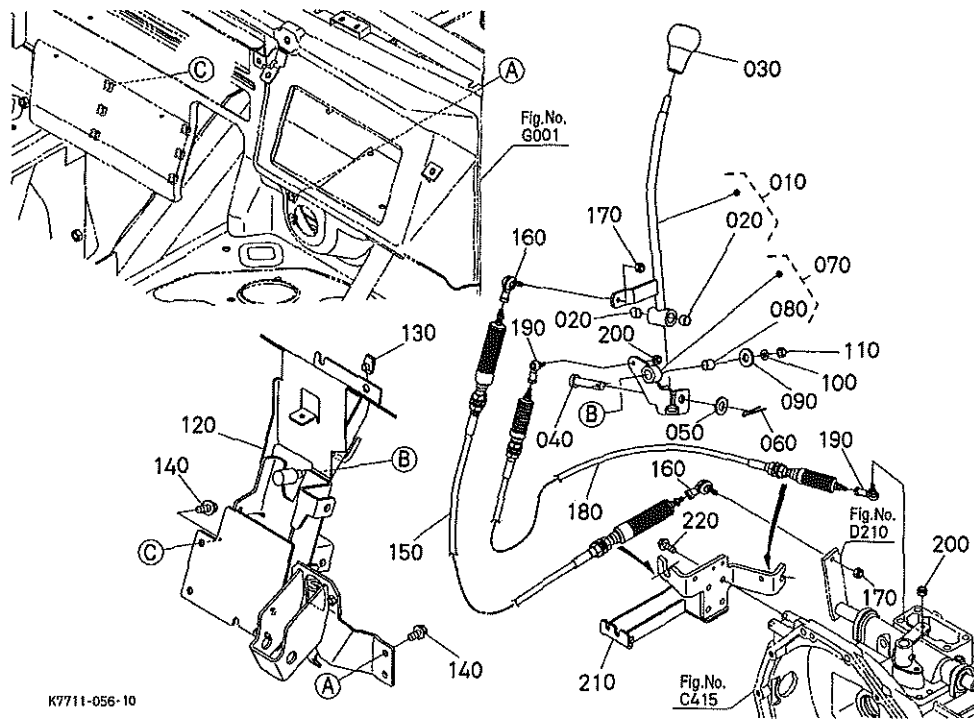


A:RTV1100CW B:RTV1100CR

REF. No. Pos. No.	PART No. REFERENCE	PART NAME	DESIGNATION	Q' TY./S. No. Q' TE/No. S.		I. C.	REMARKS REMARQUES
				A	B		
010	K7711-4531-2	WIRE, ENGINE	CABLE DE MOTEUR	1	1		
020	04013-60060	WASHER, PLAIN	RONDELLE FREIN	2	2		
030	05511-51615	PIN, SPLIT	GOUPILLE FENDUE	1	1		
040	K7561-4534-0	HOLDER	SUPPORT	1	1		
050	01754-50816	BOLT, FLANGE	VIS DE BUTEE	1	1		
060	3F260-5458-0	GROMMET	GRUMMET	1	1		

F101

MAIN GEAR SHIFT LEVER LEVIER DE CHANGEMENT DE VITESSES PRINCIPAL



K7711-056-10

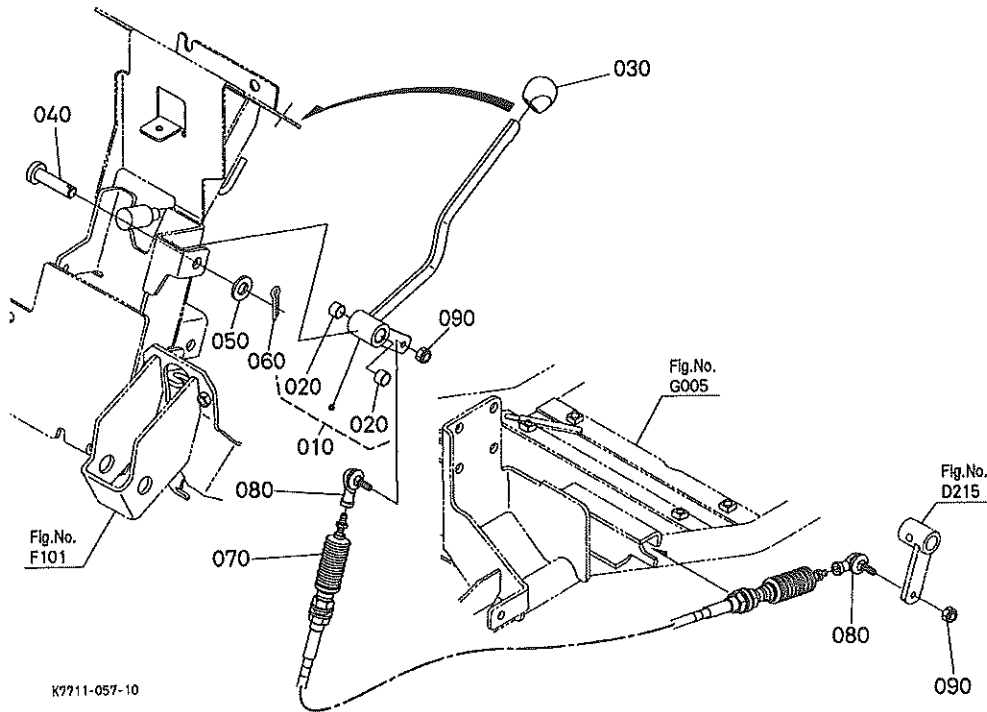
A:RTV1100GW B:RTV1100CR

REF. No. POS. No.	PART No. REFERENCE	PART NAME	DESIGNATION	Q' TY/S. No. Q' TE/No. S.		I. C.	REMARKS REMARQUES
				A	B		
010	K7711-4251-0	LEVER, SHIFT	LEVIER DE VITESSES	1	1		
020	08511-01210	BUSH	BAGUE	2	2		
030	K7561-4253-0	GRIP, SHIFT	POTIGNEE	1	1		
040	05112-51255	PIN, JOINT	GOUPILLE	1	1		
050	04013-60120	WASHER, PLAIN	RONDELLE FREIN	1	1		
060	05511-50425	PIN, SPLIT	GOUPILLE FENDUE	1	1		
070	K7711-4252-0	LINK, LEVER SHIFT	MAILLON	1	1		
080	08511-01215	BUSH	BAGUE	1	1		
090	04015-60080	WASHER, PLAIN	RONDELLE FREIN	1	1		
100	04512-60080	WASHER, SPRING	RONDELLE GROWER	1	1		
110	02114-50080	NUT	ECROU	1	1		
120	K7711-4261-3	SUPPORT, OPERATION	SUPPORT	1	1		
130	K1122-9181-0	NUT (M)	ECROU	1	1		
140	30810-1887-0	BOLT, FLANGE	VIS DE BUTEE	6	6		
150	K7711-4271-0	CABLE, SHIFT	CABLE	1	1		
160	32530-4152-0	BALL, LINK	BILLE	2	2		
170	02552-50060	NUT, LOCK	CONTRE-ECROU	2	2		
180	K7711-4272-0	CABLE, SELECT	CABLE DE SELECTION	1	1		
190	3F750-8196-0	END, ROD RH	ROTULE D.	2	2		
200	02552-50050	NUT, LOCK	CONTRE-ECROU	2	2		
210	K7711-4275-3	PLATE, CABLE SUB	PLAQUE DE CABLE	1	1		
220	01754-50820	BOLT, FLANGE	VIS DE BUTEE	4	4		

↔ Interchangeable; ≠ not interchangeable; ← new for old; → old for new

F120

FRONT WHEEL DRIVE LEVER LEVIER DE TRACTION AVANT



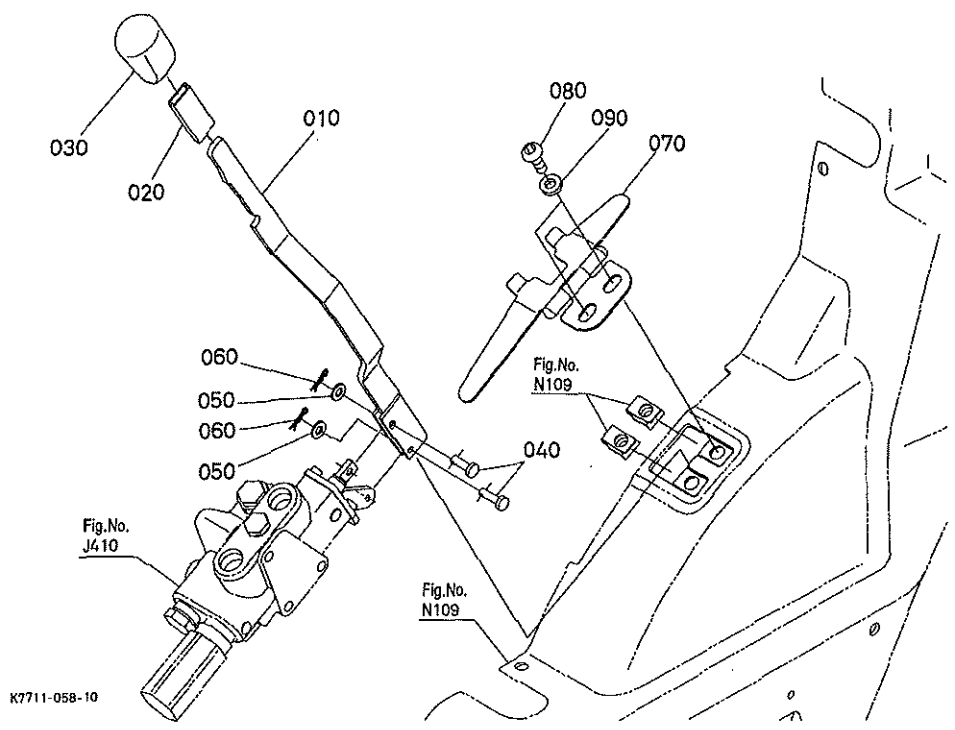
K7711-057-10

A:RTV1100CW B:RTV1100GR

REF. No. POS. No.	PART No. REFERENCE	PART NAME	DESIGNATION	Q' TY/S. No. Q' TE/No. S.		I. C.	REMARKS REMARQUES
				A	B		
010	K7711-4281-0	LEVER	LEVIER	1	1		
020	08511-01210	BUSH	BAGUE	2	2		
030	K2581-4278-4	GRIP	POIGNEE	1	1		
040	05112-51255	PIN, JOINT	GOUPILLE	1	1		
050	04013-60120	WASHER, PLAIN	RONDELLE FREIN	1	1		
060	05511-50425	PIN, SPLIT	GOUPILLE FENDUE	1	1		
070	K7711-4291-0	CABLE	CABLE	1	1		
080	32530-4152-0	BALL, LINK	BILLE	2	2		
090	02552-50060	NUT, LOCK	CONTRE-ECROU	2	2		

↔ Interchangeable; ≠ not interchangeable; ← new for old; → old for new

F130 LIFT LEVER LEVIER DE RELEVAGE



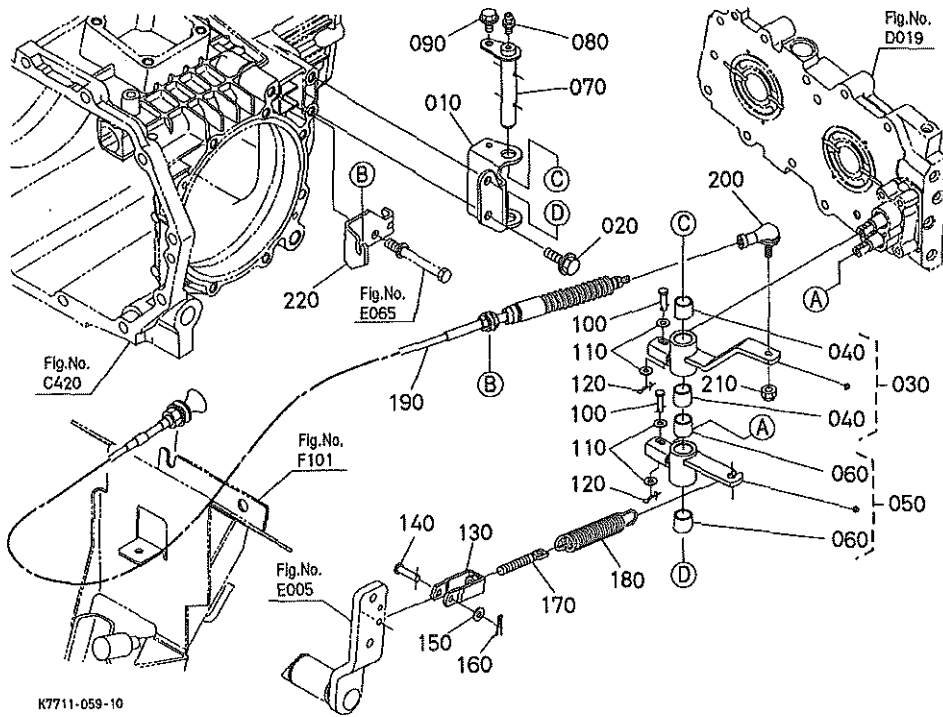
K7711-058-10

A:RTV1100CW B:RTV1100CR

REF. No. POS. No.	PART No. REFERENCE	PART NAME	DESIGNATION	Q' TY/S. No. Q' TE/No. S.		I. C.	REMARKS REMARQUES
				A	B		
010	K7711-3433-0	LEVER, LIFT	LEVIER DE LEVAGE	1	1		
020	K2581-4263-2	CUSHION	COUSSIN	1	1		
030	K2581-4282-3	GRIP	POIGNEE	1	1		
040	68021-3279-0	PIN	GOUVILLE	2	2		
050	04012-50050	WASHER, PLAIN	RONDELLE FREIN	2	2		
060	05525-60500	PIN, SNAP	GOUVILLE BETA	2	2		
070	K7711-3435-2	LOCK, LEVER	VERROU DE LEVIER	1	1		
080	K1211-5436-0	SCREW, BUTTON	VIS	2	2		
090	36919-5409-0	WASHER, PLAIN	RONDELLE FREIN	2	2		

F140

BY-PASS VALVE LINK BIELLE D' SOUPAPE DE DERIVATION



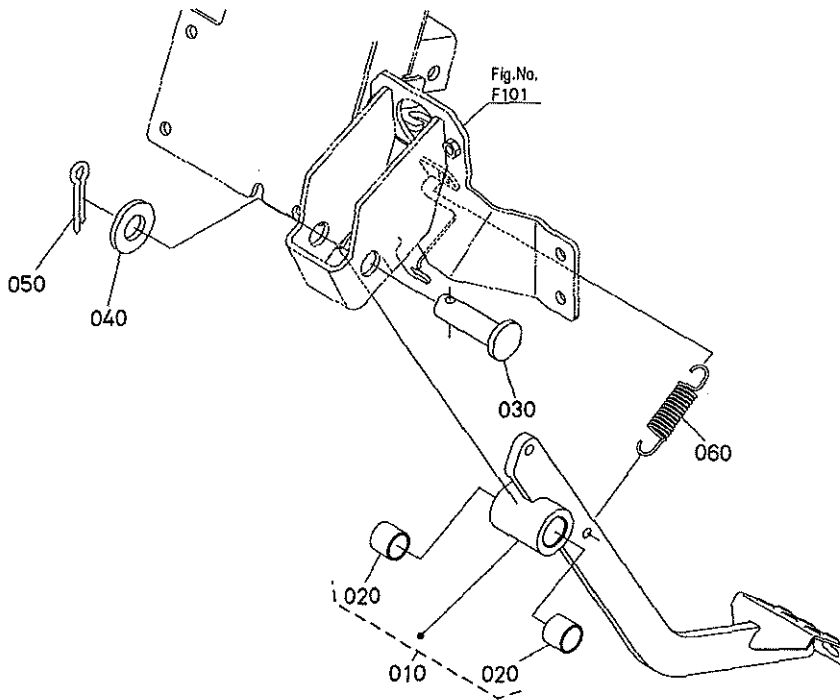
A:RTV1100CW B:RTV1100GR

REF. No. POS. No.	PART No. REFERENCE	PART NAME	DESIGNATION	Q' TY/S. No. Q' TE/No. S.		I. C.	REMARKS REMARQUES
				A	B		
010	K7711-1381-0	BRACKET	PALIER	1	1		
020	01754-50820	BOLT, FLANGE	VIS DE BUTEE	2	2		
030	K7711-1382-0	LINK, BY-PASS	MAILLON	1	1		
040	66621-1412-0	BEARING, DRY	PALIER A SEC	2	2		
050	K7571-1383-0	LINK, BY-PASS	MAILLON	1	1		
060	66621-1412-0	BEARING, DRY	PALIER A SEC	2	2		
070	K7571-1384-2	PIN	GOUPILLE	1	1		
080	K1122-1515-0	NIPPLE, GREASE	GRAISSEUR	1	1		
090	01754-50612	BOLT, FLANGE	VIS DE BUTEE	1	1		
100	K7571-1385-0	PIN	GOUPILLE	2	2		
110	04012-50050	WASHER, PLAIN	RONDELLE FREIN	4	4		
120	RA011-6517-0	PIN, SNAP	GOUPILLE BETA	2	2		
130	K7571-1386-0	U JOINT	CHAPE	1	1		
140	05122-50625	PIN, JOINT	GOUPILLE	1	1		
150	04013-60060	WASHER, PLAIN	RONDELLE FREIN	1	1		
160	05511-51615	PIN, SPLIT	GOUPILLE FENDUE	1	1		
170	66101-2542-0	BOLT, TENSION	VIS DE TENSION	1	1		
180	55311-4623-0	SPRING	RESSORT	1	1		
190	K7711-1387-0	CABLE	CABLE	1	1		
200	32530-4152-0	BALL, LINK	BILLE	1	1		
210	02552-50060	NUT, LOCK	CONTRE-ECROU	1	1		
220	K7711-1388-0	STAY, BY-PASS CABLE	SUPPORT	1	1		

↔ interchangeable; ≠ not interchangeable; ← new for old; → old for new

F201

BRAKE PEDAL PEDALE DE FREIN



K7711-060-10

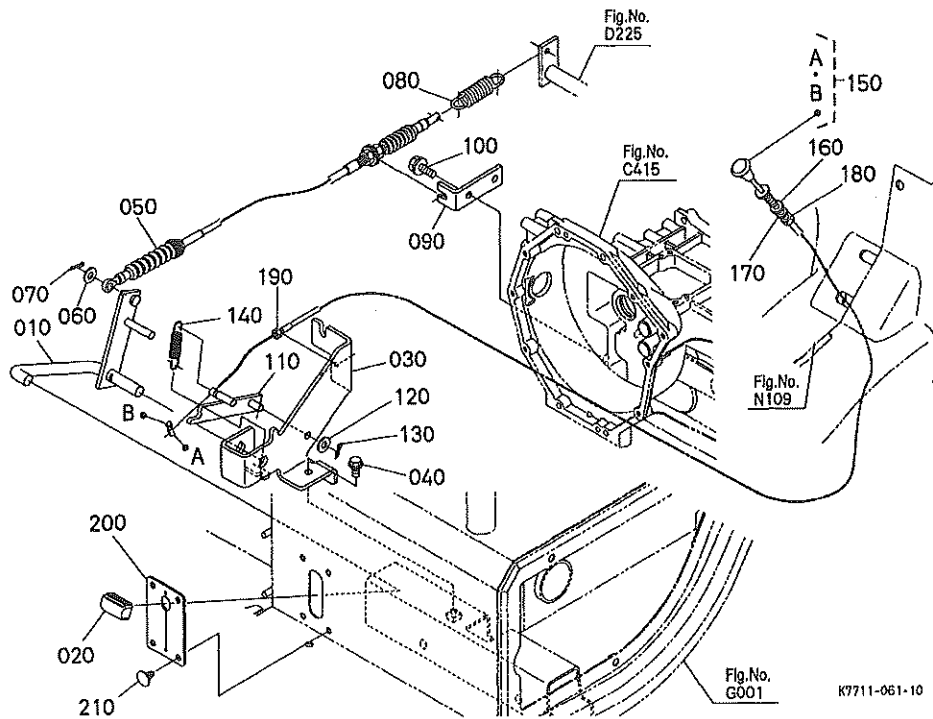
A:RTV1100GW B:RTV1100GR

REF. No. POS. No.	PART No. REFERENCE	PART NAME	DESIGNATION	Q' TY/S. No. Q' TE/No. S.		I. C.	REMARKS REMARQUES
				A	B		
010	K7711-4311-0	PEDAL, BRAKE	PEDALE DE FREIN	1	1		
020	08511-02020	BUSH	BAGUE	2	2		
030	05112-52075	PIN, JOINT	GROUPILLE	1	1		
040	04013-50200	WASHER, PLAIN	RONDELLE FREIN	1	1		
050	05511-50535	PIN, SPLIT	GROUPILLE FENDUE	1	1		
060	K1122-4323-0	SPRING, PARKING LOCK	RESSORT	1	1		

↔ interchangeable; ≠ not interchangeable; ← new for old; → old for new

F205

DIFFERENTIAL LOCK PEDAL PEDALE DE VERROUILLAGE DU DIFFERENTIEL



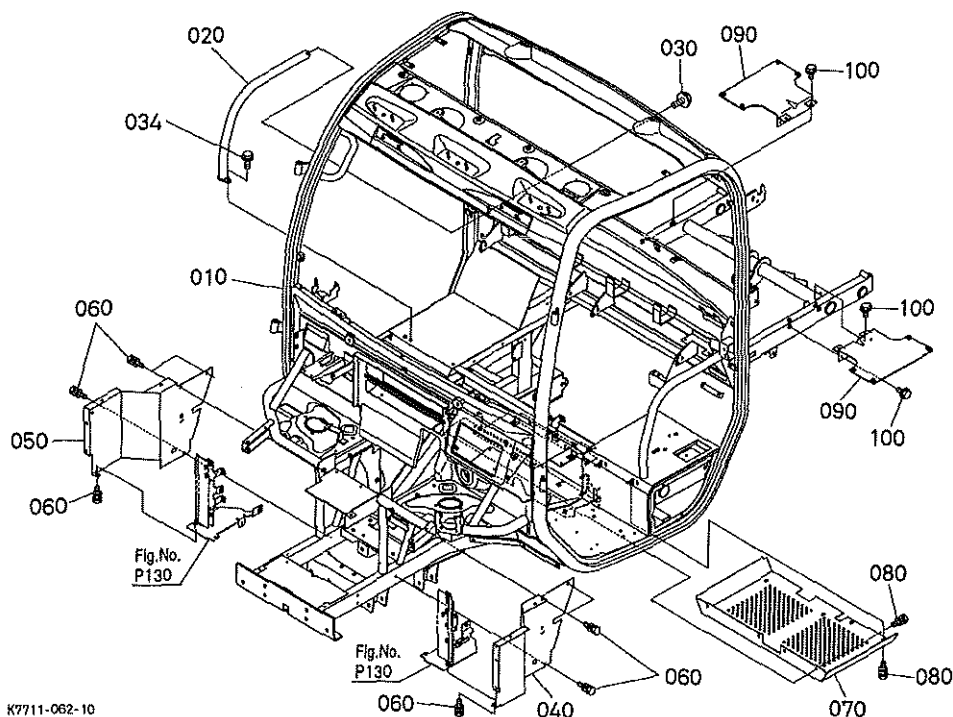
A:RTV1100CW B:RTV1100CR

REF. No. POS. No.	PART No. REFERENCE	PART NAME	DESIGNATION	Q' TY/S. No. Q' TE/No. S.		I. C.	REMARKS REMARQUES
				A	B		
010	K7711-4611-0	PEDAL, DIFF. LOCK	PEDALE DE BLOC. DIFF.	1	1		
020	K2581-4554-0	COVER, DIFF. LOCK PDL	COUVERCLE	1	1		
030	K7711-4613-3	BRACKET, DIFF. LOCK	SUPPORT	1	1		
040	01754-50816	BOLT, FLANGE	VIS DE BUTEE	1	1		
050	K7711-4621-2	CABLE, DIFF. LOCK	CABLE DE DIFFERENTI.	1	1		
060	04013-60080	WASHER, PLAIN	RONDELLE FREIN	1	1		
070	05511-50218	PIN, SPLIT	GOUILLE FENDUE	1	1		
080	55311-4623-0	SPRING	RESSORT	1	1		
090	K7561-4625-0	STAY, CABLE DIFF.	SUPPORT DE CABLE	1	1		
100	01754-50820	BOLT, FLANGE	VIS DE BUTEE	2	2		
110	K7711-4616-0	PLATE, HOLD DIFF.	PLAQUE	1	1		
120	04013-60080	WASHER, PLAIN	RONDELLE FREIN	1	1		
130	05511-50218	PIN, SPLIT	GOUILLE FENDUE	1	1		
140	76630-4261-0	SPRING, BRAKE PEDAL	RESSORT DE FREIN	1	1		
150	K7561-4617-0	WIRE, HOLD DIFF.	CABLE	1	1		
160	04013-60100	WASHER, PLAIN	RONDELLE FREIN	1	1		
170	04512-60100	WASHER, SPRING	RONDELLE GROWER	1	1		
180	02118-50100	NUT	ECROU	1	1		
190	02054-50050	NUT	ECROU	1	1		
200	K7711-4618-3	SEAL BUBBER FRONT	CAOUTCHOUC JOINT	1	1		
210	K1211-8456-0	PUSH RIVET	RIVET	4	4		

↔ Interchangeable; ≠ not interchangeable; ← new for old; → old for new

G001

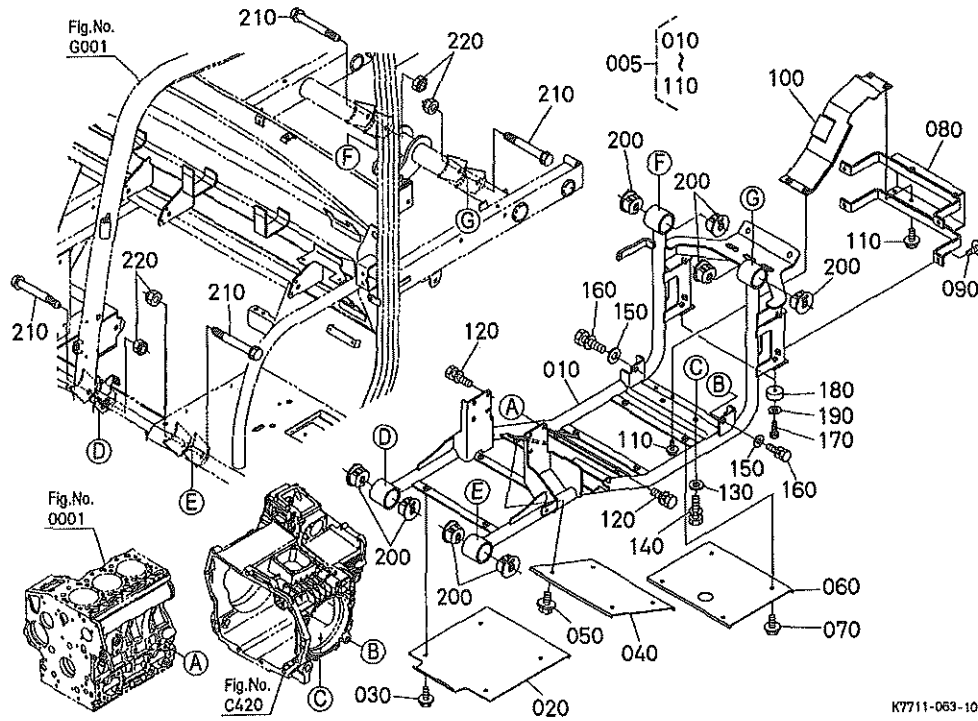
MAIN FRAME
CHASSIS PRINCIPAL



A:RTV1100CW B:RTV1100CR

REF. No. POS. No.	PART No. REFERENCE	PART NAME	DESIGNATION	Q' TY/S. No. Q' TE/No. S.		I. C.	REMARKS REMARQUES
				A	B		
010	K7711-2101-6	FRAME, COMP. MAIN	CHASSIS COMPLET	1	1		
020	K7711-2121-0	FRAME, RH	CHASSIS D.	1	1		
030	01774-61025	BOLT, FLANGE	VIS DE BUTEE	1	1		
034	01754-60825	BOLT, FLANGE	VIS DE BUTEE	1	1		
040	K7711-2125-3	PLATE, LH	PLATEAU G.	1	1		
050	K7711-2126-3	PLATE, RH	PLATEAU D.	1	1		
060	01125-60820	BOLT	VIS	10	10		
070	K7711-2171-2	GUARD, UNDER	PROTECTEUR	1	1		
080	01125-60820	BOLT	VIS	8	8		
090	K7711-5526-0	STAY, FENDER	SUPPORT DE AILE	2	2		
100	01754-60816	BOLT, FLANGE	VIS DE BUTEE	8	8		

↔ Interchangeable; ≠ not interchangeable; ← new for old; → old for new



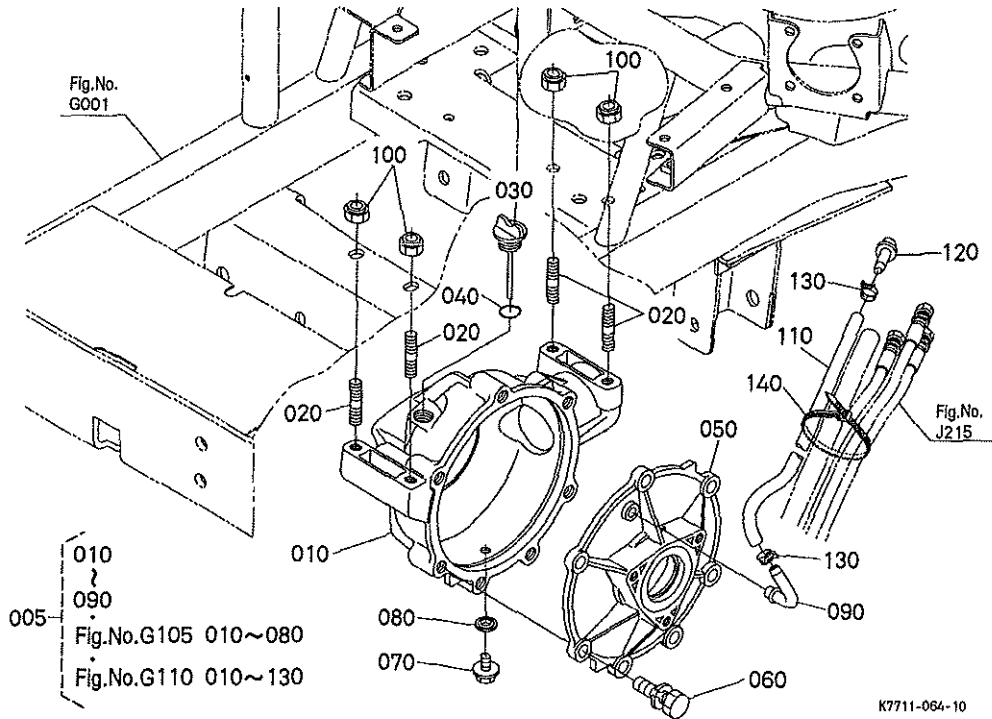
A:RTV1100CW B:RTV1100CR

REF. No. POS. No.	PART No. REFERENCE	PART NAME	DESIGNATION	Q' TY/S. No. Q' TE/No. S.		I. C.	REMARKS REMARQUES
				A	B		
005	K7711-2135-5	ASSY FRAME, MISSION	ENS. CHASSIS	1	1		
010	K7711-2130-6	COMP. FRAME, MISSION	CHASSIS COMP.	1	1		
020	K7711-2131-2	PLATE, GUARD CASE	PLAQUE DE PROTECTION	1	1		
030	01754-50820	BOLT, FLANGE	VIS DE BUTEE	4	4		
040	K7711-2132-0	PLATE, GUARD CASE	PLAQUE DE PROTECTION	1	1		
050	01754-50820	BOLT, FLANGE	VIS DE BUTEE	4	4		
060	K7711-2133-0	PLATE, GUARD CASE	PLAQUE DE PROTECTION	1	1		
070	01754-50820	BOLT, FLANGE	VIS DE BUTEE	4	4		
080	K7711-2134-0	GUARD, T/M REAR	PROTECTEUR	1	1		
090	01754-50820	BOLT, FLANGE	VIS DE BUTEE	4	4		
100	K7561-2137-0	GUARD, HOSE	PROTECTEUR	1	1		
110	01754-50820	BOLT, FLANGE	VIS DE BUTEE	4	4		
120	01133-51020	BOLT	VIS	8	8		
130	32721-5126-0	WASHER	RONDELLE	2	2		
140	01123-51025	BOLT	VIS	2	2		
150	75599-32515	WASHER, PLAIN	RONDELLE FREIN	2	2		
160	01123-51225	BOLT	VIS	2	2		
170	01222-50620	BOLT	VIS	2	2		
180	K7561-5825-2	CUSHION, BOX	COUSSIN	2	2		
190	04013-60060	WASHER, PLAIN	RONDELLE FREIN	2	2		
200	K7711-2136-2	BUSH, RUBBER T/M	BAGUE	8	8		
210	K7711-2137-2	BOLT, REAMER TM	VIS DE CENTRAGE	4	4		
220	K7561-1748-0	NUT, HEX. LOCK	CONTRE-ECROU	4	4		

↔ Interchangeable; ≠ not interchangeable; ← new for old; → old for new

G101

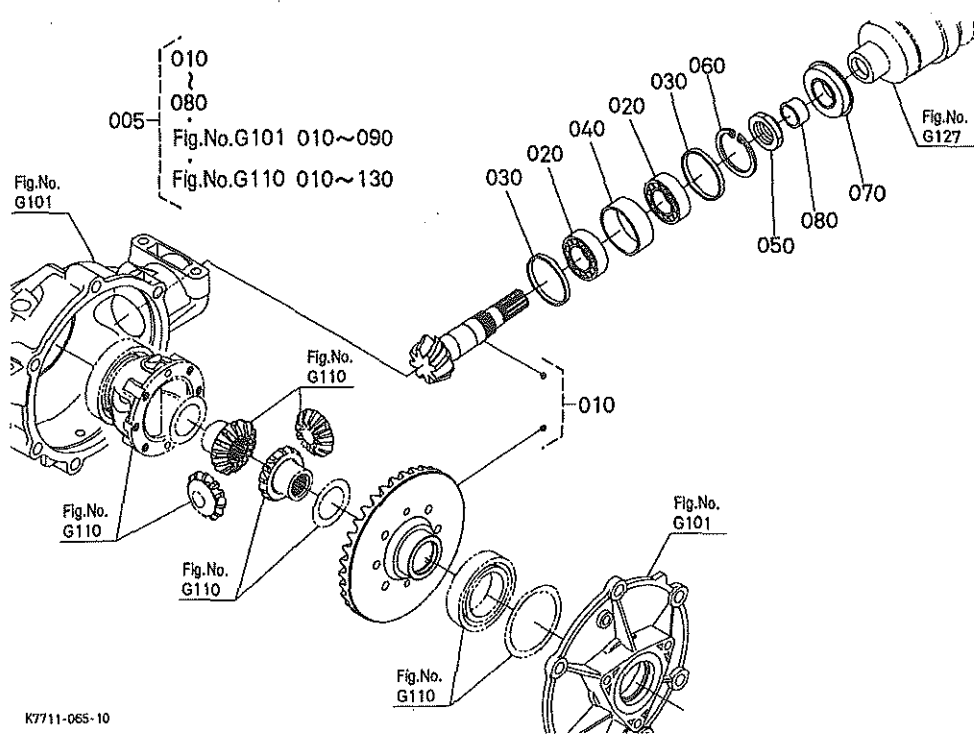
FRONT AXLE CASE
CARTER DE PONT AVANT



A:RTV1100CW B:RTV1100GR

REF. No. POS. No.	PART No. REFERENCE	PART NAME	DESIGNATION	Q' TY/S. No. Q' TE/No. S.		I. C.	REMARKS REMARQUES
				A	B		
005	K7711-1510-0	ASSY CASE, FRONT	CARTER PONT AVANT	1	1		
010	K7561-1521-3	CASE, FRONT	CARTER AVANT	1	1		
020	K7561-1522-0	STUD	GOUJON	4	4		
030	31353-4312-2	GAUGE, OIL	JAUGE D' HUILE	1	1		
040	04817-00180	O RING	JOINT TORIQUE	1	1		
050	K7561-1523-2	CASE, FRONT	CARTER AVANT	1	1		
060	01123-51030	BOLT	VIS	7	7		
070	01774-51010	BOLT, FLANGE	VIS DE BUTEE	1	1		
080	04717-01000	WASHER, WITH RUBBER	JOINT EN CAOUTCHOUC	1	1		
090	6C040-3607-0	PIPE, BREATHER	TUYAU DE REINFLARD	1	1		
100	K7561-1749-0	NUT, HEX. LOCK	CONTRE-ECROU	4	4		
110	36330-2120-0	PIPE, BREATHER	TUYAU DE REINFLARD	1	1		
120	K2561-3633-0	BREATHER	REINFLARD	1	1		
130	09318-88130	CLAMP, HOSE	COLLIER DE DURITE	2	2		
140	K1122-6123-0	CLAMP, CORD	ATTACHE-FILS	1	1		

↔ interchangeable; ≠ not interchangeable; ← new for old; → old for new



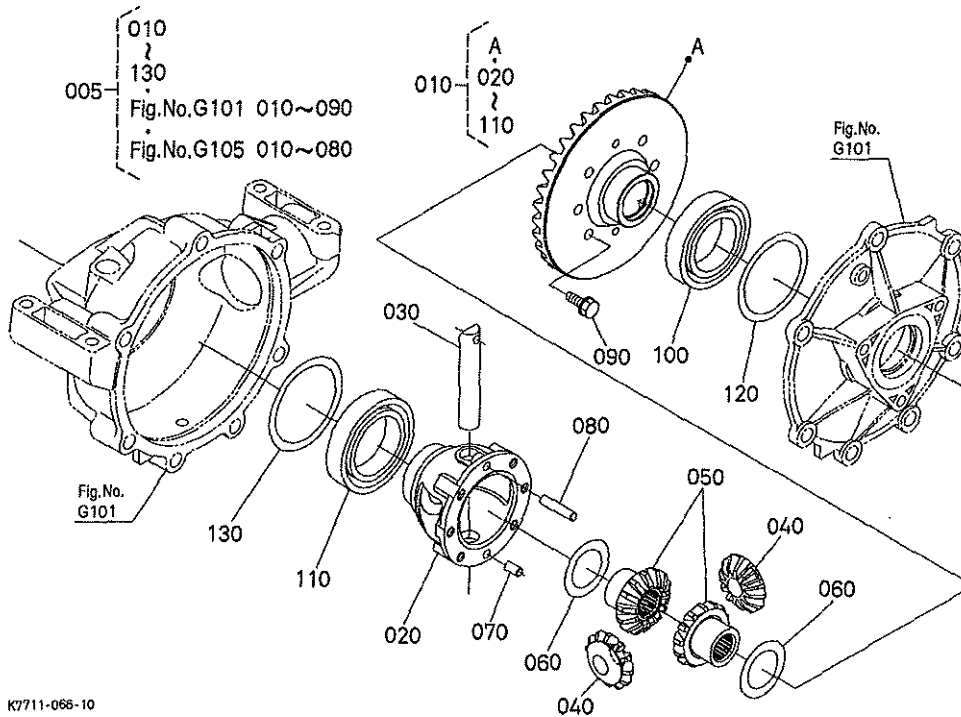
A:RTV1100CW B:RTV1100GR

REF. No. POS. No.	PART No. REFERENCE	PART NAME	DESIGNATION	Q' TY/S. No. Q' TE/No. S.		I. C.	REMARKS REMARQUES
				A	B		
005	K7711-1510-0	ASSY CASE, FRONT	CARTER PONT AVANT	1	1		
010	K7711-9157-0	ASSY GEAR, BEVEL	ENS. ENGRENAGE CONIQ.	1	1		8-35T
020	08711-30205	BEARING, TAPER-ROLLER	ROULEMENT	2	2		
030	37410-5816-0	COLLAR	COLLIER	2	2		3.4mm
030	37410-5817-0	COLLAR	COLLIER	2	2		3.6mm
030	37410-5815-0	COLLAR	COLLIER	2	2		3.8mm
030	6C040-5663-0	COLLAR	COLLIER	2	2		3.9mm
030	37410-5812-0	COLLAR	COLLIER	2	2		4.0mm
030	37410-5813-0	COLLAR	COLLIER	2	2		4.1mm
030	37410-5814-0	COLLAR	COLLIER	2	2		4.2mm
030	37410-5668-0	COLLAR	COLLIER	2	2		4.4mm
030	6C040-5662-0	COLLAR	COLLIER	2	2		4.5mm
030	37410-5666-0	COLLAR	COLLIER	2	2		4.6mm
040	K7561-1573-0	COLLAR	COLLIER	1	1		
050	37410-5671-0	NUT	ECROU	1	1		
060	04611-00520	CIR CLIP, INTERNAL	CIRCLIP	1	1		
070	32430-2554-0	SEAL OIL MID PTO	BAGUE JOINT	1	1		
080	54821-1734-0	SLEEVE	MANCHON	1	1		

↔ interchangeable; ≠ not interchangeable; ← new for old; → old for new

G110

FRONT DIFFERENTIAL DIFFERENTIEL AVANT



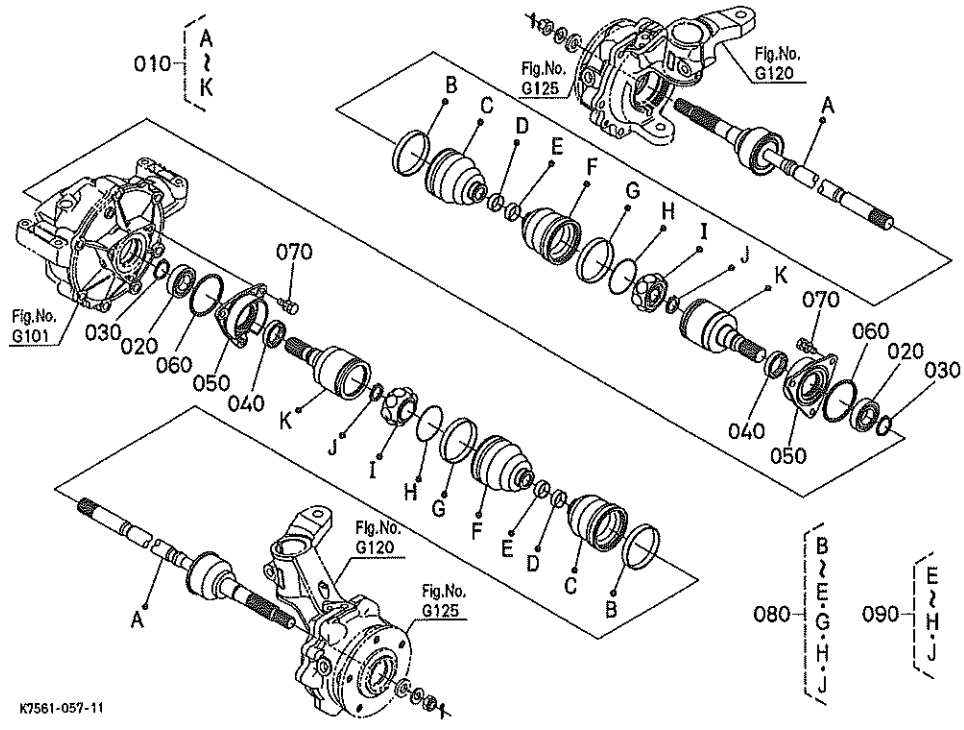
K7711-066-10

A:RTV1100CW B:RTV1100CR

REF. No. POS. No.	PART No. REFERENCE	PART NAME	DESIGNATION	Q' TY/S. No. Q' TE/No. S.		I. C.	REMARKS REMARQUES
				A	B		
005	K7711-1510-0	ASSY CASE, FRONT	CARTER PONT AVANT	1	1		
010	K7711-1590-0	ASSY DIFFERENTIAL	DIFFERENTIEL COMPLET	1	1		
020	K7561-1551-0	CASE, DIFF. FRONT	CARTER PONT AVANT	1	1		
030	67711-1491-2	SHAFT, DIFF. PINION	ARBRE DU PIGNON	1	1		
040	K7561-1592-0	GEAR, BEVEL	ENGRENAGE CONIQUE	2	2		12T
050	K7561-1593-0	GEAR, DIFF. SIDE	PLANETAIRE	2	2		14T
060	67211-1517-0	SHIM	CALE	2	2		0, 8mm
060	67211-1516-0	SHIM	CALE	2	2		1, 0mm
060	67211-1518-0	SHIM	CALE	2	2		1, 2mm
060	K7561-1594-0	SHIM	CALE	2	2		1, 4mm
070	66591-1479-2	PIN, KNOCK	PIVOT DE FUSEE	1	1		
080	66591-1478-3	PIN, STRAIGHT	GOUPILLE CYLINDRIQUE	1	1		
090	01759-50825	BOLT, UBS	VIS	6	6		
100	08101-06009	BEARING, BALL	ROULEMENT A BILLES	1	1		
110	08101-06010	BEARING, BALL	ROULEMENT A BILLES	1	1		
120	66591-1499-0	SHIM, DIFF. SIDE	CALE DE PIGN. PLANET.	1	1		0, 2mm
120	67121-5663-0	SHIM, DIFF. SIDE	CALE DE PIGN. PLANET.	1	1		0, 3mm
120	66591-1498-0	SHIM, DIFF. SIDE	CALE DE PIGN. PLANET.	1	1		0, 5mm
130	33750-4408-0	SHIM	CALE	1	1		0, 1mm
130	66611-1515-0	SHIM, DIFF. SIDE	CALE DE PIGN. PLANET.	1	1		0, 2mm
130	33750-4409-0	SHIM	CALE	1	1		0, 3mm
130	66611-1514-0	SHIM, DIFF. SIDE	CALE DE PIGN. PLANET.	1	1		0, 5mm

↔ Interchangeable; ≠ not interchangeable; ← new for old; → old for new

G115 FRONT DRIVE SHAFT DEMI ARBRE AVANT

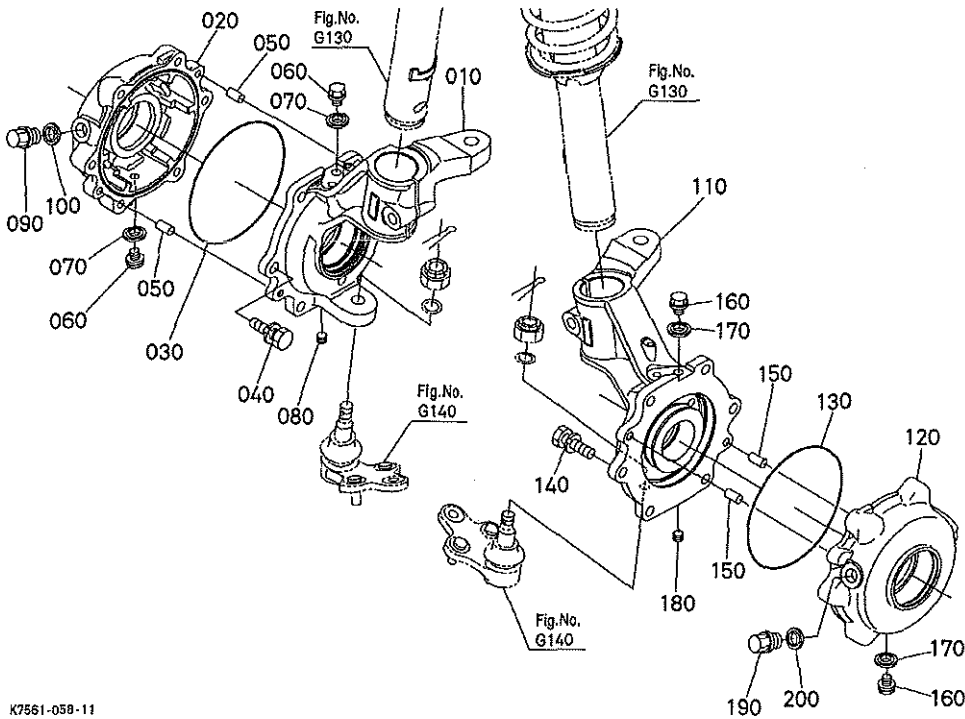


K7561-057-11

A:RTV1100CW B:RTV1100CR

REF. No. POS. No.	PART No. REFERENCE	PART NAME	DESIGNATION	Q' TY/S. No. Q' TE/No. S.		I. C.	REMARKS REMARQUES
				A	B		
010	K7561-1531-0	SHAFT, DRIVE	ARBRE MENANT	2	2		
020	08101-06005	BEARING, BALL	ROULEMENT A BILLES	2	2		
030	04612-00250	CIR CLIP, EXTERNAL	CIRCLIP	2	2		
040	K7561-1527-0	SEAL, OIL	BAGUE JOINT	2	2		
050	K7561-1525-0	COVER, CASE FRONT	COUVERCLE DE CARTER	2	2		
060	04810-50600	O RING	JOINT TORIQUE	2	2		
070	01123-50820	BOLT	VIS	6	6		
080	K7561-9151-0	KIT BOOT, BJ	JEU DE MALLE	2	2		
090	K7561-9152-0	KIT BOOT, DOJ	JEU DE MALLE	2	2		

G120 FRONT AXLE CASE CARTER REDUCTEUR AVANT



K7561-059-11

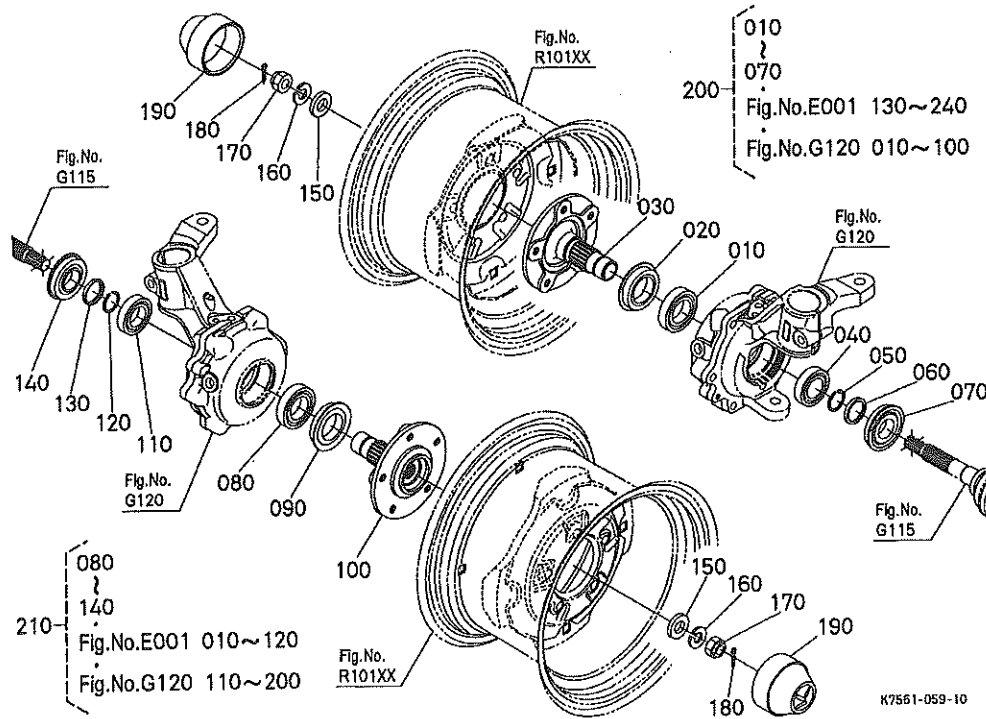
A:RTV1100CW B:RTV1100CR

REF. No. POS. No.	PART No. REFERENCE	PART NAME	DESIGNATION	Q' TY/S. No. Q' TE/No. S.		I. C.	REMARKS REMARQUES
				A	B		
010	K7561-1851-2	CASE, KNUCKLE RH	CARTER DE FUSEE D.	1	1		
020	K7561-1871-0	COVER, KNUCKLE RH	COUVERCLE DE FUSEE D	1	1		
030	04811-11400	O RING	JOINT TORIQUE	1	1		
040	01133-51028	BOLT	VIS	6	6		
050	05012-00816	PIN, STRAIGHT	GOUPILLE CYLINDRIQUE	2	2		
060	01774-51010	BOLT, FLANGE	VIS DE BUTEE	2	2		
070	04717-01000	WASHER, WITH RUBBER	JOINT EN CAOUTCHOUC	2	2		
080	32721-3545-0	PLUG	BOUCHON	1	1		
090	15000-3608-0	PLUG, CYLINDER HEAD	BOUCHON DE CULASSE	1	1		
100	04717-01610	WASHER, WITH RUBBER	JOINT EN CAOUTCHOUC	1	1		
110	K7561-1852-2	CASE, KNUCKLE LH	CARTER DE FUSEE G.	1	1		
120	K7561-1872-0	COVER, KNUCKLE LH	COUVERCLE DE FUSEE G	1	1		
130	04811-11400	O RING	JOINT TORIQUE	1	1		
140	01133-51028	BOLT	VIS	6	6		
150	05012-00816	PIN, STRAIGHT	GOUPILLE CYLINDRIQUE	2	2		
160	01774-51010	BOLT, FLANGE	VIS DE BUTEE	2	2		
170	04717-01000	WASHER, WITH RUBBER	JOINT EN CAOUTCHOUC	2	2		
180	32721-3545-0	PLUG	BOUCHON	1	1		
190	15000-3608-0	PLUG, CYLINDER HEAD	BOUCHON DE CULASSE	1	1		
200	04717-01610	WASHER, WITH RUBBER	JOINT EN CAOUTCHOUC	1	1		

↔ Interchangeable; ≠ not interchangeable; ← new for old; → old for new

G125

FRONT AXLE ESSIEU AVANT



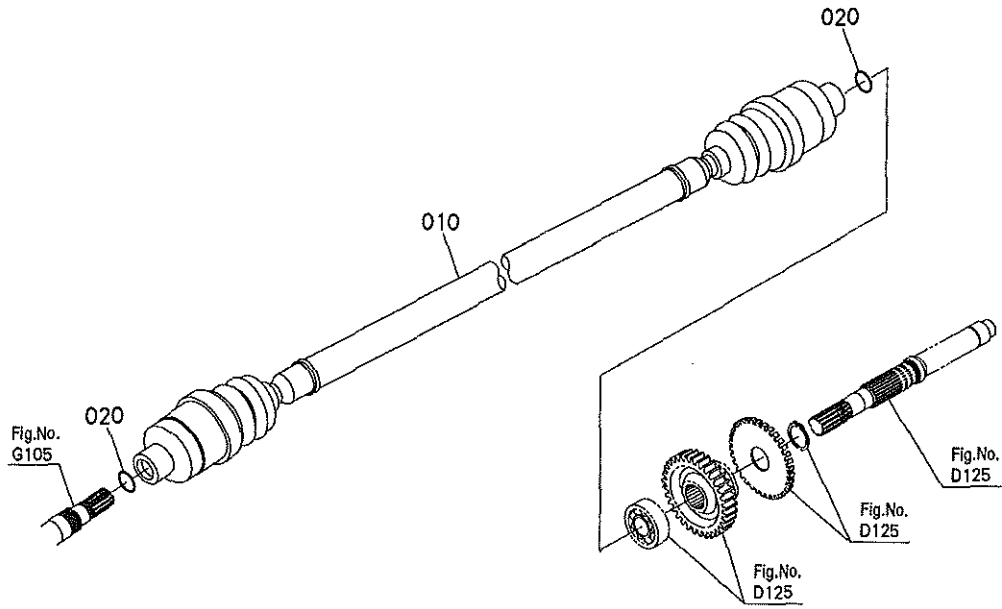
A:RTV1100CW B:RTV1100CR

REF. No. POS. No.	PART No. REFERENCE	PART NAME	DESIGNATION	Q' TY/S. No. Q' TE/No. S.		I. C.	REMARKS REMARQUES
				A	B		
010	08101-06007	BEARING, BALL	ROULEMENT A BILLES	1	1		
020	09500-00003	SEAL, OIL	BAGUE JOINT	1	1		
030	K7561-1881-0	AXLE, FRONT	ESSIEU AVANT	1	1		
040	08101-06006	BEARING, BALL	ROULEMENT A BILLES	1	1		
050	38430-2554-0	CIR CLIP, EXTERNAL	CIRCLIP	1	1		
060	K7561-1883-0	COLLAR, CIR-CLIP	COLLIER DE CIRCLIP	1	1		
070	K7561-1887-0	SEAL, OIL	BAGUE JOINT	1	1		
080	08101-06007	BEARING, BALL	ROULEMENT A BILLES	1	1		
090	09500-00003	SEAL, OIL	BAGUE JOINT	1	1		
100	K7561-1881-0	AXLE, FRONT	ESSIEU AVANT	1	1		
110	08101-06006	BEARING, BALL	ROULEMENT A BILLES	1	1		
120	38430-2554-0	CIR CLIP, EXTERNAL	CIRCLIP	1	1		
130	K7561-1883-0	COLLAR, CIR-CLIP	COLLIER DE CIRCLIP	1	1		
140	K7561-1887-0	SEAL, OIL	BAGUE JOINT	1	1		
150	K7561-1596-0	WASHER, PLAIN	RONDELLE FREIN	2	2		
160	04512-60180	WASHER, SPRING	RONDELLE GROWER	2	2		
170	02376-50180	NUT	ECROU	2	2		
180	05511-50430	PIN, SPLIT	GOUPILLE FENDUE	2	2		
190	K7561-1791-0	CAP, WHEEL HUB	BOUCHON	2	2		
200	K7561-1811-3	ASSY KNUCKLE RH	ENS. FUSEE D.	1	1		
210	K7561-1812-3	ASSY KNUCKLE LH	ENS. FUSEE G.	1	1		

↔ interchangeable; ≠ not interchangeable; ← new for old; → old for new

G127

FRONT DRIVE SHAFT ARBRE DE ENTRAINEMENT AVANT



K7711-067-10

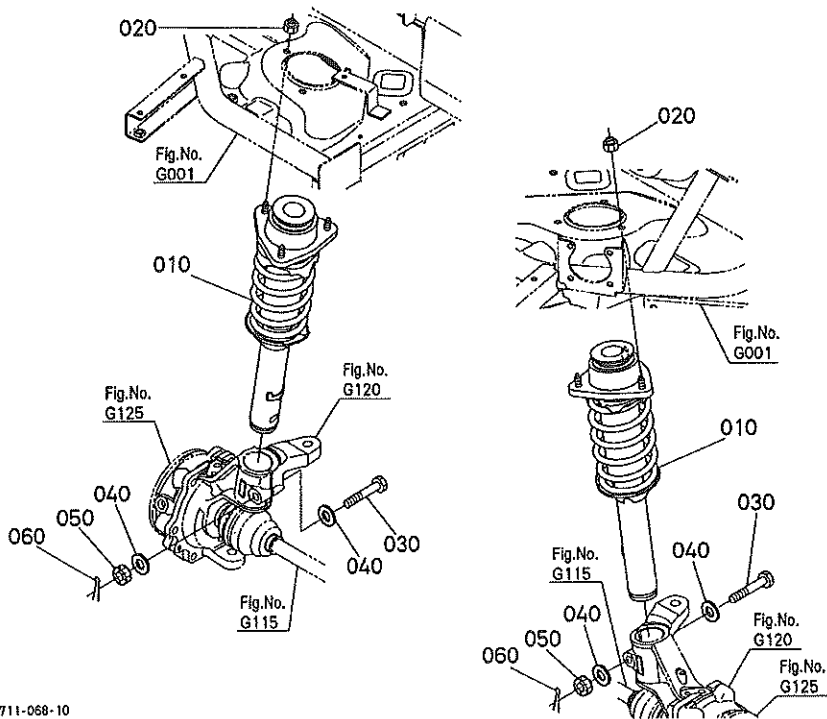
A:RTV1100CW B:RTV1100CR

REF. No. POS. No.	PART No. REFERENCE	PART NAME	DESIGNATION	Q' TY/S. No. Q' TE/No. S.		I. C.	REMARKS REMARQUES
				A	B		
010	K7711-1680-0	ASSY PROPELLER SHAFT	ENS. ARBRE DE T/M	1	1		
020	04816-00160	O RING	JOINT TORIQUE	2	2		

↔ Interchangeable; ≠ not interchangeable; ← new for old; → old for new

G130

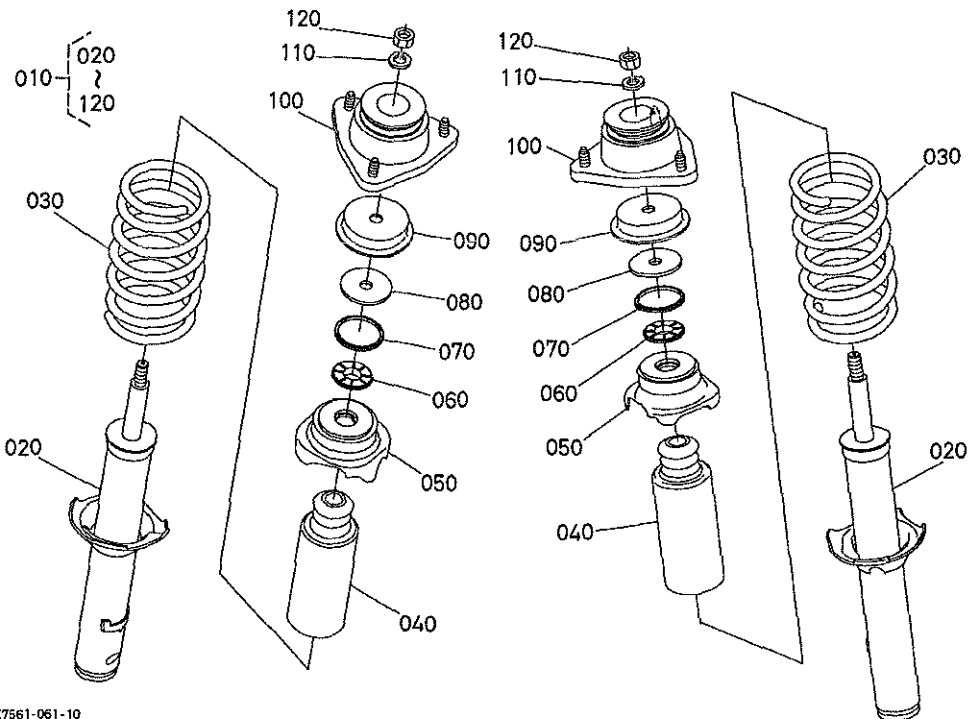
FRONT SUSPENSION SUSPENSION AVANT



A:RTV1100GW B:RTV1100GR

REF. No. POS. No.	PART No. REFERENCE	PART NAME	DESIGNATION	Q' TY/S. No. Q' TE/No. S.		I. C.	REMARKS REMARQUES
				A	B		
010	K7711-1820-2	ASSY STRUT	ENS. SUPPORT	2	2		
020	K7561-1749-0	NUT, HEX. LOCK	CONTRE-ECROU	6	6		
030	K7561-1856-0	BOLT	VIS	2	2		
040	04013-60120	WASHER, PLAIN	RONDELLE FREIN	4	4		
050	02374-50120	NUT	ECROU	2	2		
060	05511-50325	PIN, SPLIT	GOUPILLE FENDUE	2	2		

↔ interchangeable; ≠ not interchangeable; ← new for old; → old for new



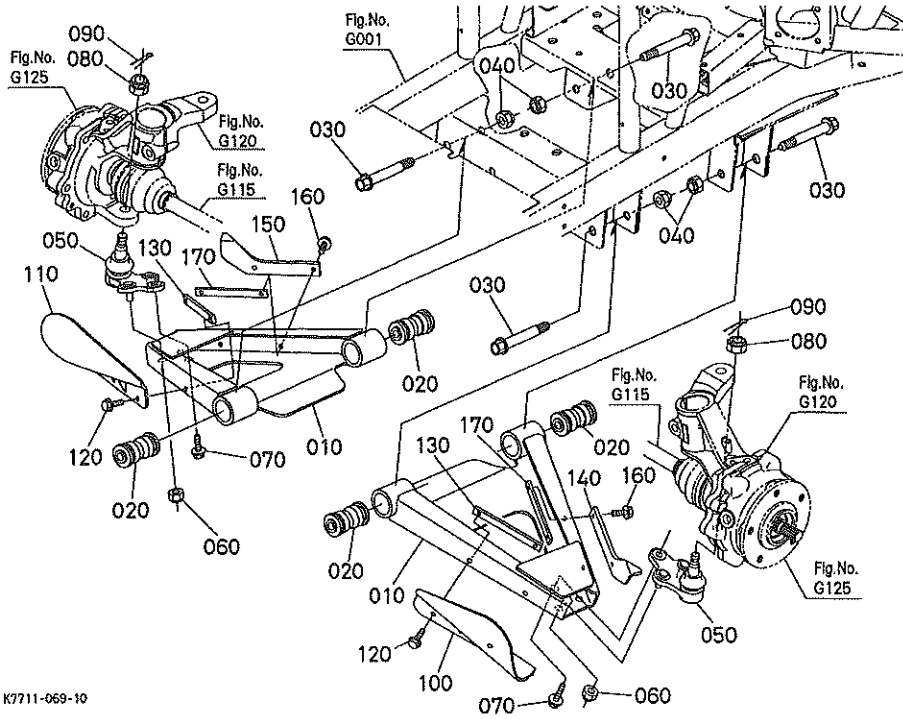
K7561-061-10

A:RTV1100CW B:RTV1100CR

REF. No. POS. No.	PART No. REFERENCE	PART NAME	DESIGNATION	Q' TY/S. No. Q' TE/No. S.		I. C.	REMARKS REMARQUES
				A	B		
010	K7711-1820-2	ASSY STRUT	ENS. SUPPORT	2	2		
020	K7711-1821-0	COMP. DAMPER	AMORTISSEUR COMP.	2	2		
030	K7711-1822-0	SPRING	RESSORT	2	2		
040	K7561-1823-0	STOPPER	POINTEAU D' ARRET	2	2		
050	K7561-1824-0	SUPPORT, SPRING UPPER	SUPPORT	2	2		
060	K7561-1825-0	SPACER	ENTRETOISE	2	2		
070	K7561-1826-0	SEAL, DUST	BAGUE JOINT	2	2		
080	K7561-1827-0	PLATE	PLAQUE	2	2		
090	K7561-1828-0	PLATE	PLAQUE	2	2		
100	K7561-1829-0	BRACKET, STRUT MOUNT	SUPPORT	2	2		
110	K7561-1830-0	WASHER	RONDELLE	2	2		
120	K7561-1831-0	WASHER	RONDELLE	2	2		

↔ Interchangeable; ≠ not interchangeable; ← new for old; → old for new

G140 FRONT SUSPENSION ARM BRAS DE SUSPENSION AVANT



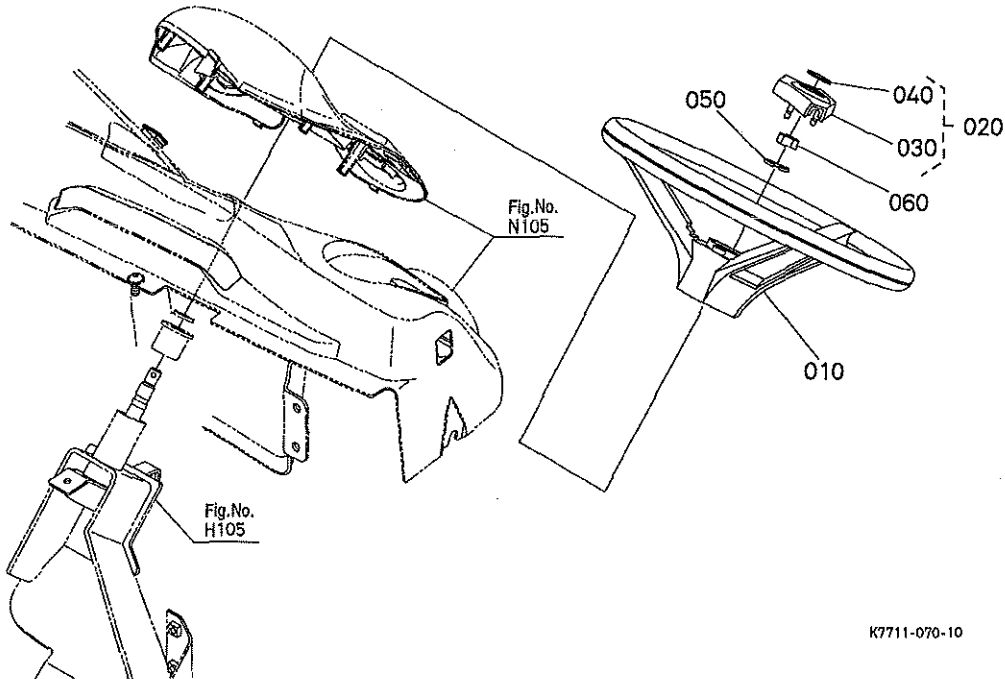
K7711-069-10

A:RTV1100CW B:RTV1100CR

REF. No. POS. No.	PART No. REFERENCE	PART NAME	DESIGNATION	Q' TY/S. No. Q' TE/No. S.		I. C.	REMARKS REMARQUES
				A	B		
010	K7561-1861-0	ARM, FRONT LOWER	BRAS AVANT-INFERIEUR	2	2		
020	K7561-1862-0	BUSH, RUBBER	BAGUE	4	4		
030	K7561-1863-2	BOLT, REAMER	VIS DE CENTRAGE	4	4		
040	K7561-1748-0	NUT, HEX. LOCK	CONTRE-ECROU	4	4		
050	K7561-1853-0	JOINT, BALL	JOINT A ROTULE	2	2		
060	K7561-1749-0	NUT, HEX. LOCK	CONTRE-ECROU	4	4		
070	01774-51016	BOLT, FLANGE	VIS DE BUTEE	2	2		
080	02374-50120	NUT	ECROU	2	2		
090	05511-52525	PIN, SPLIT	GOUPILLE FENDUE	2	2		
100	K7561-1867-2	GUARD, JOINT LH	PROTECTEUR G.	1	1		
110	K7561-1868-2	GUARD, JOINT RH	PROTECTEUR D.	1	1		
120	01754-60612	BOLT, FLANGE	VIS DE BUTEE	4	4		
130	K7561-1869-0	PLATE, GUARD	PLAQUE	2	2		
140	K7571-1858-0	STOPPER, STEERING LH	POINTEAU D'ARRET G.	1	1		
150	K7571-1859-0	STOPPER, STEERING RH	POINTEAU D'ARRET D.	1	1		
160	01754-60612	BOLT, FLANGE	VIS DE BUTEE	4	4		
170	K7561-1869-0	PLATE, GUARD	PLAQUE	2	2		

↔ interchangeable; ≠ not interchangeable; ← new for old; → old for new

**H101 STEERING HANDLE
COLONNE DE DIRECTION**



K7711-070-10

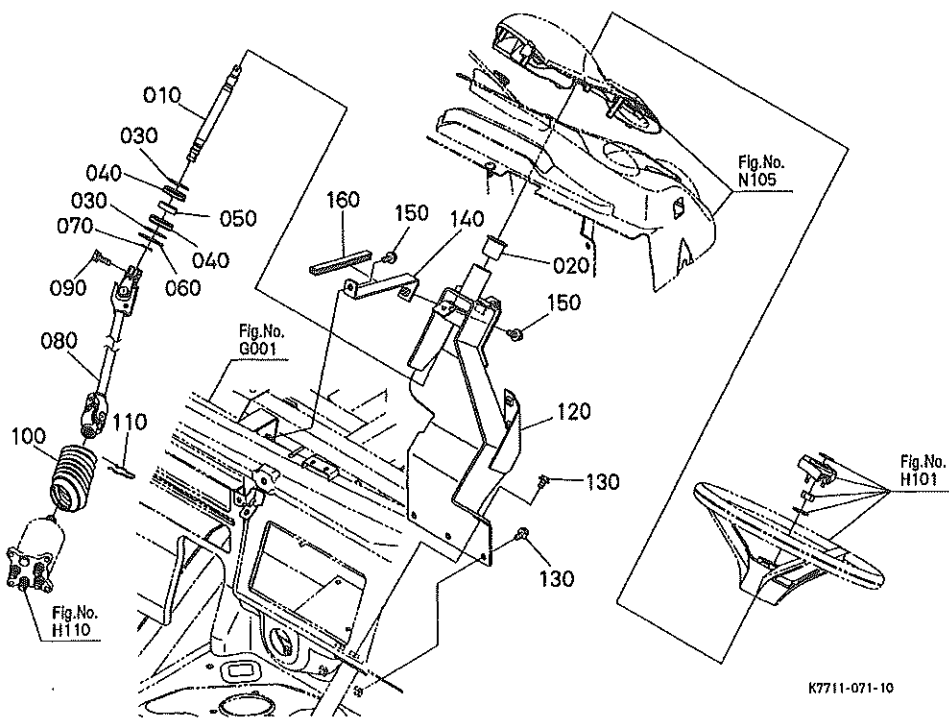
A:RTV1100GW B:RTV1100GR

REF. No. POS. No.	PART No. REFERENCE	PART NAME	DESIGNATION	Q' TY/S. No. Q' TE/No. S.		I. C.	REMARKS REMARQUES
				A	B		
010	6C170-4141-0	WHEEL, STEERING	VOLANT DE DIRECTION	1	1		
020	6C200-4142-0	ASSY PAD, STEERING	COUSSIN DE DIRECTION	1	1		
030	6C170-4143-0	PAD, STEERING	CACHE VOLANT	1	1		
040	6C200-4144-0	MARK, STEERING WHEEL	MARQUE	1	1		
050	04512-60120	WASHER, SPRING	RONDELLE GROWER	1	1		
060	02174-50120	NUT	ECROU	1	1		

↔ Interchangeable; ≠ not interchangeable; ← new for old; → old for new

H105

STEERING POST
COLONNE DE DIRECTION



K7711-071-10

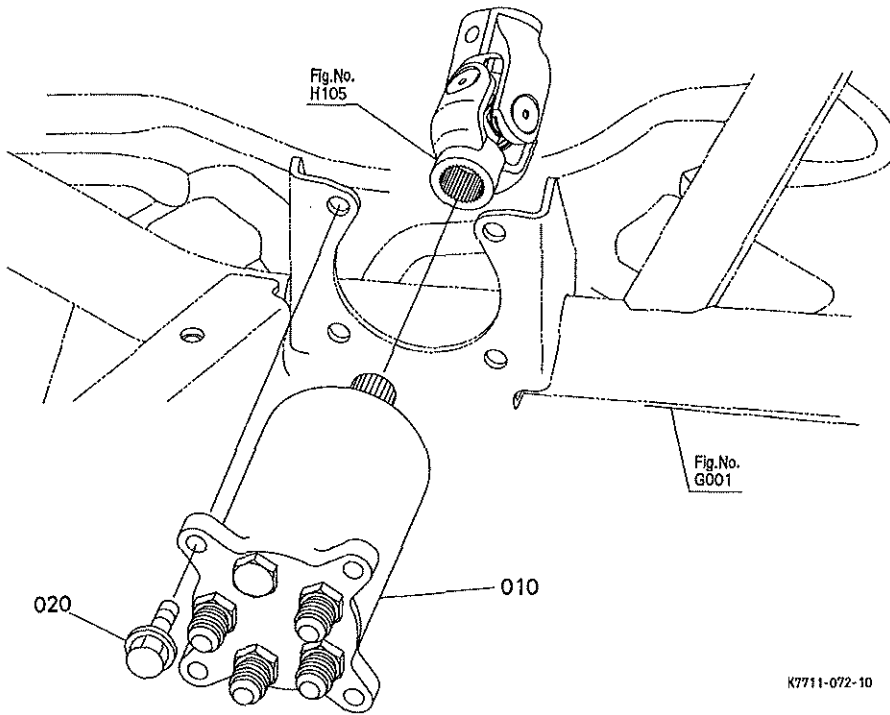
A:RTV1100CW B:RTV1100CR

REF. No. POS. No.	PART No. REFERENCE	PART NAME	DESIGNATION	Q' TY/S. No. Q' TE/No. S.		I. C.	REMARKS REMARQUES
				A	B		
010	K7711-4121-0	SHAFT, STEERING	ARBRE DE CARDAN	1	1		
020	6A700-4151-2	BUSH	BAGUE	1	1		
030	6C040-4139-0	COLLAR	COLLIER	2	2		
040	6A100-4152-0	COVER, BEARING	COUVERCLE	2	2		
050	08141-06002	BEARING, BALL	ROULEMENT A BILLES	1	1		
060	04611-00420	CIR CLIP, INTERNAL	CIRCLIP	1	1		
070	04612-00150	CIR CLIP, EXTERNAL	CIRCLIP	1	1		
080	K7711-4123-0	JOINT, UNIVERSAL	JOINT DE CARDAN	1	1		
090	01123-50825	BOLT	VIS	1	1		
100	K7711-4124-0	GROMMET	GRUMMET	1	1		
110	T1065-7524-0	CIR CLIP	CIRCLIP	1	1		
120	K7711-4131-3	POST, STEERING	COLONNE DE DIRECTION	1	1		
130	30810-1887-0	BOLT, FLANGE	VIS DE BUTEE	5	5		
140	K7711-4132-0	STAY, STEERING POST	SUPPORT	1	1		
150	30810-1887-0	BOLT, FLANGE	VIS DE BUTEE	2	2		
160	K7711-4133-2	TRIM, STEERING POST	EQUILIBRAGE	1	1		

(↔) Interchangeable; (≠) not interchangeable; (←) new for old; (→) old for new

H110

STEERING CONTROLLER
SERVO DIRECTION



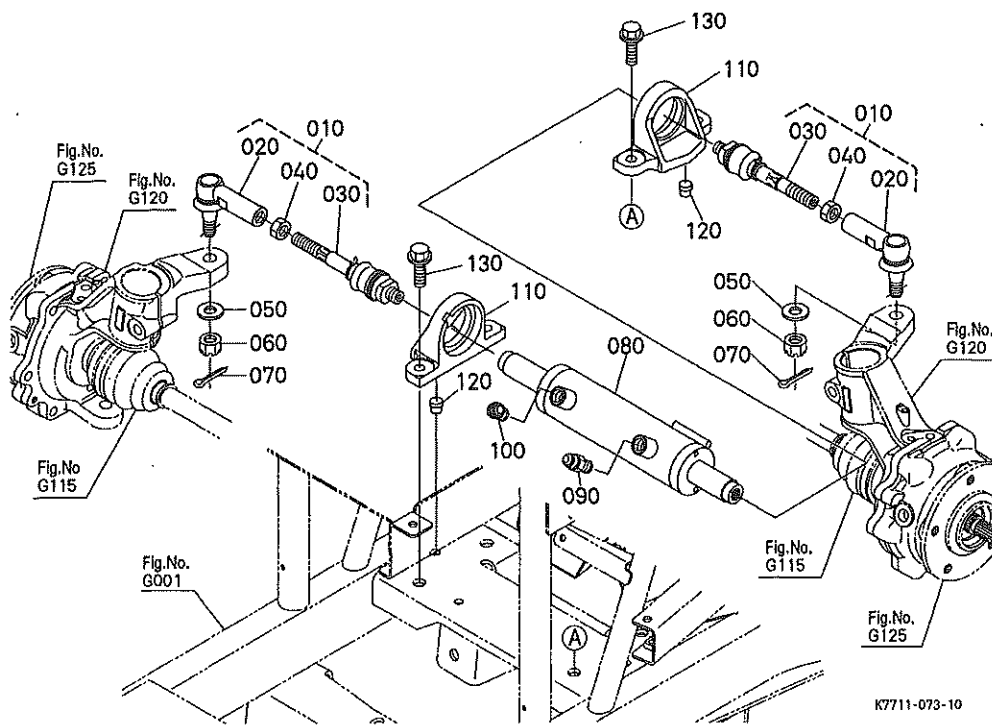
K7711-072-10

A:RTV1100CW B:RTV1100GR

REF. No. POS. No.	PART No. REFERENCE	PART NAME	DESIGNATION	Q' TY/S. No. Q' TE/No. S.		I. C.	REMARKS REMARQUES
				A	B		
010	K7711-4151-0	ASSY STEERING, POWER	SERVO DE DIRECTION	1	1		
020	01123-50820	BOLT	VIS	4	4		

H120

STEERING CYLINDER
CYLINDRE DE DIRECTION



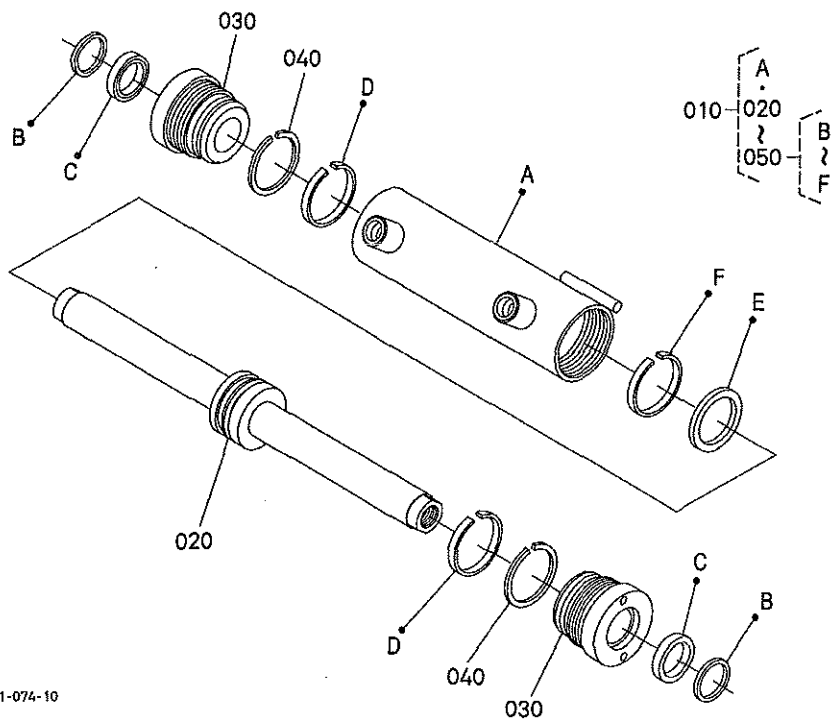
A:RTV1100CW B:RTV1100CR

REF. No. POS. No.	PART No. REFERENCE	PART NAME	DESIGNATION	Q' TY/S. No. Q' TE/No. S.		I. C.	REMARKS REMARQUES
				A	B		
010	K7561-1640-0	ASSY ROD, TIE	ENS. BARRE D' ACCOUP.	2	2		
020	K7561-1641-0	END, ROD	ROTULE	2	2		
030	K7561-1642-0	JOINT BALL, TIE ROD	JOINT A ROTULE	2	2		
040	K7561-1643-0	NUT	ECROU	2	2		
050	04013-60120	WASHER, PLAIN	RONDELLE FREIN	2	2		
060	02374-50120	NUT	ECROU	2	2		
070	05511-50325	PIN, SPLIT	GOUPILLE FENDUE	2	2		
080	K7571-1650-0	CYLINDER, STEERING	CYLINDRE DU ACIERAGE	1	1		
090	75536-6681-0	ADAPTER	ADAPTATEUR	1	1		
100	75538-6815-0	JOINT, ELBOW	RACCORD	1	1		
110	K7561-1662-0	BRACKET, STEERING CYL	SUPPORT	2	2		
120	K7561-1666-0	PIN	GOUPILLE	2	2		
130	01779-51230	BOLT, UBS	VIS	4	4		

↔ interchangeable; ≠ not interchangeable; ← new for old; → old for new

H125

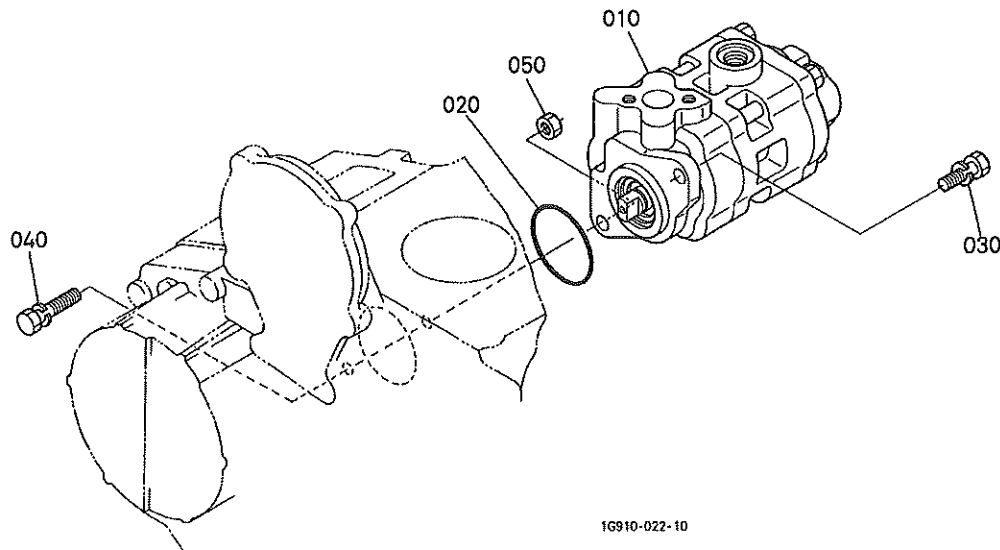
STEERING CYLINDER [COMPONENT PARTS]
CYLINDRE DE DIRECTION [PARTIES COMPOSANTES]



K7711-074-10

A:RTV1100CW B:RTV1100CR

REF. No. POS. No.	PART No. REFERENCE	PART NAME	DESIGNATION	Q' TY/S. No. Q' TE/No. S.		I. C.	REMARKS REMARQUES
				A	B		
010	K7571-1650-0	CYLINDER, STEERING	CYLINDRE DU ACIERAGE	1	1		
020	K7571-1651-0	ASSY ROD	BARRE COMPLET	1	1		
030	K7571-1652-0	CYLINDER HEAD	CULASSE	2	2		
040	K7571-1653-0	RING	BAGUE	2	2		
050	K7571-1654-0	KIT SEAL	TROUSSED' JOINT	1	1		



1G910-022-10

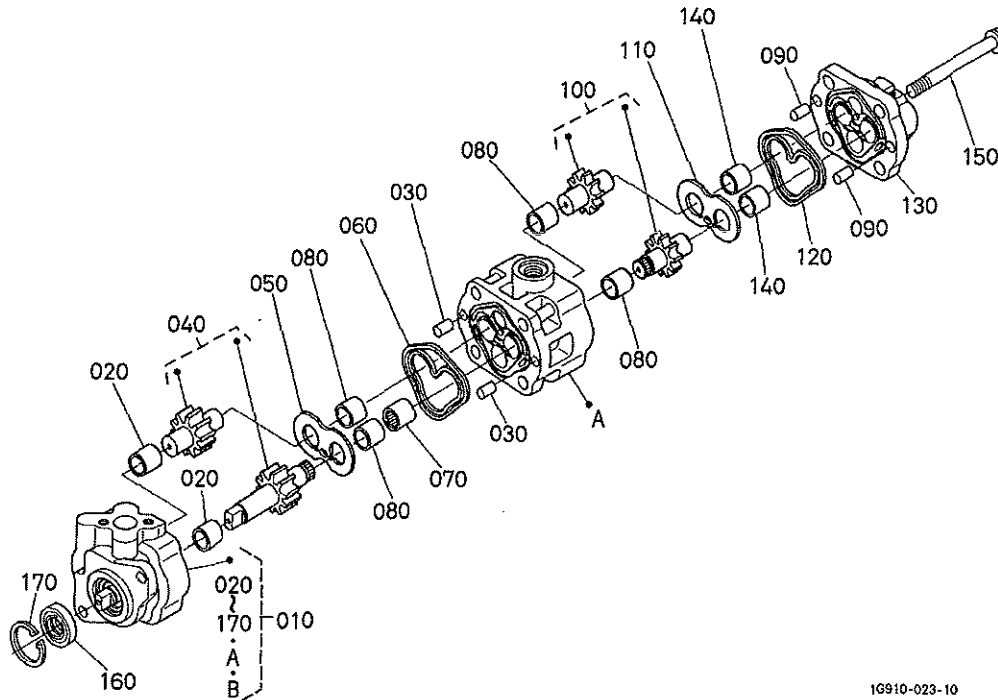
A:D1105-E2-UV

REF. No. POS. No.	PART No. REFERENCE	PART NAME	DESIGNATION	Q' TY/S. No. Q' TE/No. S.		I. C.	REMARKS REMARQUES
				A	B		
010	K7711-3410-3	ASSY PUMP	ENS. POMPE DE HYD.	1	-		
020	04811-10460	O RING	JOINT TORIQUE	1	-		
030	01123-50825	BOLT	VIS	1	-		
040	01123-50835	BOLT	VIS	1	-		
050	02056-50080	NUT	ECROU	1	-		

(↔) Interchangeable; (≠) not interchangeable; (←) new for old; (→) old for new

J125

HYDRAULIC PUMP [COMPONENT PARTS]
 POMPE HYDRAULIQUE [PARTIES COMPOSANTES]



1G910-023-10

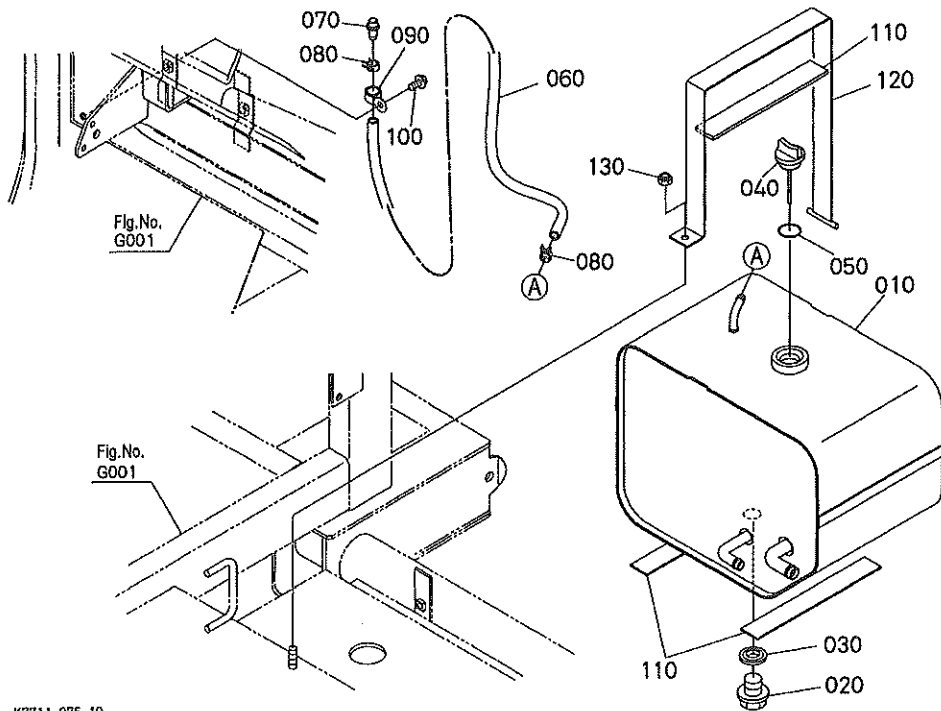
A:D1105-E2-UV

REF. No. POS. No.	PART No. REFERENCE	PART NAME	DESIGNATION	Q' TY/S. No. Q' TE/No. S.		I. C.	REMARKS REMARQUES
				A	B		
010	K7711-3410-3	ASSY PUMP	ENS. POMPE DE HYD.	1	-		
020	6A100-3723-2	BUSH	BAGUE	2	-		
030	05014-00816	PIN, STRAIGHT	GOUPILLE CYLINDRIQUE	2	-		
040	6A100-3734-2	COMP. GEAR, HYD. PUMP	PIGNON ET METAL COMP	1	-		
050	6C140-3635-0	PLATE, SIDE	PLAQUE	1	-		
060	6C040-3634-4	RING, DOUBLE	BAGUE	1	-		
070	6A100-3743-0	COUPLING	ACCOUPEMENT	1	-		
080	6A100-3723-2	BUSH	BAGUE	4	-		
090	05014-00816	PIN, STRAIGHT	GOUPILLE CYLINDRIQUE	2	-		
100	6A100-3744-2	COMP. GEAR, HYD. PUMP	PIGNON ET METAL COMP	1	-		
110	6C140-3635-0	PLATE, SIDE	PLAQUE	1	-		
120	6C040-3634-4	RING, DOUBLE	BAGUE	1	-		
130	K7711-3411-3	COVER, PUMP	COUVERCLE DE POMPE	1	-		
140	6A100-3723-2	BUSH	BAGUE	2	-		
150	01754-51090	BOLT, FLANGE	VIS DE BUTEE	4	-		
160	31381-7639-0	SEAL, OIL	BAGUE JOINT	1	-		
170	04611-00300	CIR CLIP, INTERNAL	CIRCLIP	1	-		

↔ interchangeable; ≠ not interchangeable; ← new for old; → old for new

J140

HYDRAULIC TANK RESERVOIR A HYDRAULIQUE



K7711-075-10

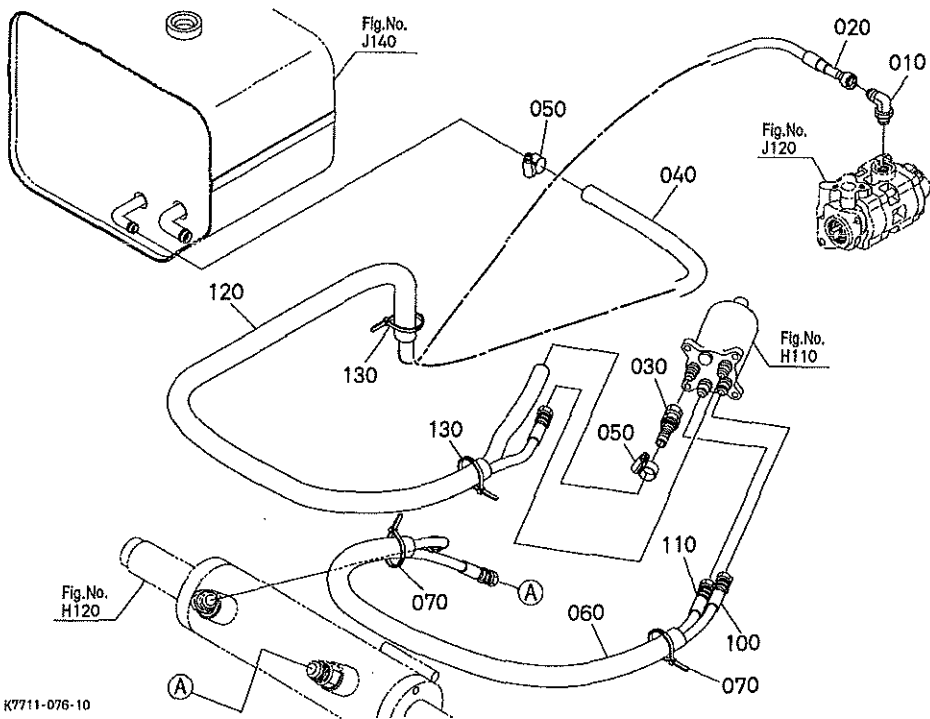
A:RTV1100CW B:RTV1100CR

REF. No. POS. No.	PART No. REFERENCE	PART NAME	DESIGNATION	Q' TY/S. No. Q' TE/No. S.		I. C.	REMARKS REMARQUES
				A	B		
010	K7711-3421-3	TANK, OIL	RESERVOIR A HUILE	1	1		
020	01774-51616	BOLT, FLANGE	VIS DE BUTEE	1	1		
030	04717-01610	WASHER, WITH RUBBER	JOINT EN CAOUTCHOUC	1	1		
040	K7711-3422-0	PLUG, TANK	BOUCHON DE RESERVOIR	1	1		
050	04816-50250	O RING	JOINT TORIQUE	1	1		
060	K7711-3423-0	HOSE, BREATHER	BOYAU D'ASPIRATEUR	1	1		
070	K2561-3633-0	BREATHER	RENIFLARD	1	1		
080	09318-88130	CLAMP, HOSE	COLLIER DE DURITE	2	2		
090	13824-6758-0	CLAMP, CORD	ATTACHE-FILS	1	1		
100	01754-50816	BOLT, FLANGE	VIS DE BUTEE	1	1		
100	01754-60816	BOLT, FLANGE	VIS DE BUTEE	1	1	≠	
110	K7711-3425-0	CUSHION, TANK	COUSSIN DE RESERVOIR	3	3		
120	K7711-3424-4	SUPPORT, TANK	SUPPORT DE RESERVOIR	1	1		
130	02552-50080	NUT, LOCK	CONTRE-ECROU	1	1		

↔ Interchangeable; ≠ not interchangeable; ← new for old; → old for new

J215

HYDRAULIC OIL LINE (STEERING) CIRCUIT D' HUILE HYDRAULIQUE (DIRECTION)



K7711-076-10

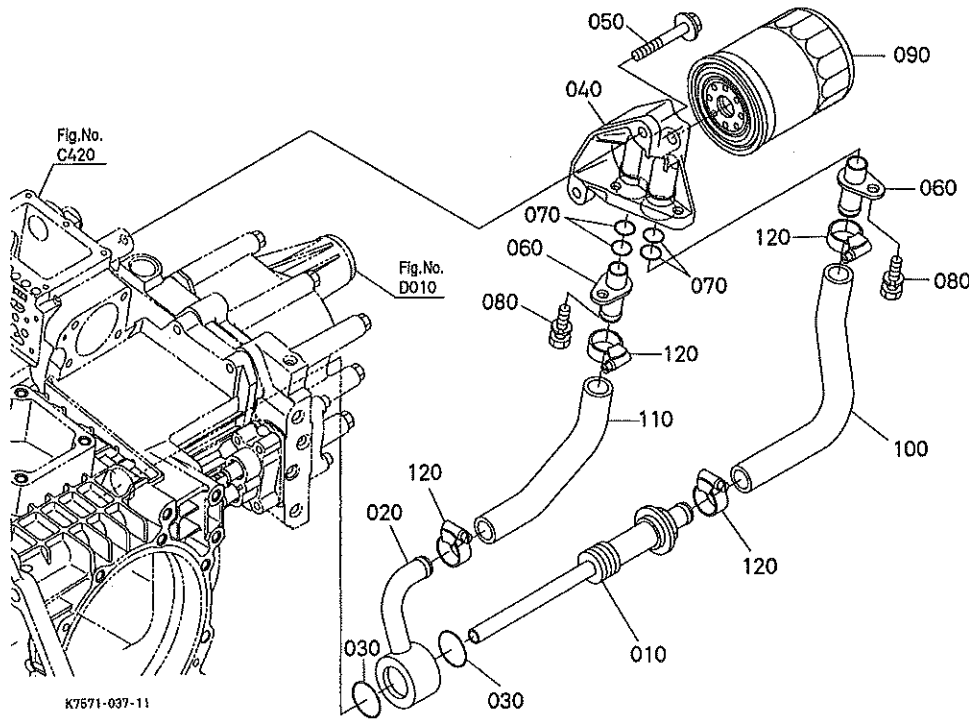
A:RTV1100CW B:RTV1100CR

REF. No. POS. No.	PART No. REFERENCE	PART NAME	DESIGNATION	Q' TY/S. No. Q' TE/No. S.		I. C.	REMARKS REMARQUES
				A	B		
010	K7711-4155-0	PIPE JOINT, ELBOW	RACCORD	1	1		
020	K7711-4153-2	HOSE, HYDRAULIC IN	DURITE DE HYD.	1	1		
030	K7561-4157-0	ADAPTER	ADAPTATEUR	1	1		
040	K7711-4154-2	HOSE, HYDRAULIC OUT	DURITE DE HYD.	1	1		
050	K1211-1117-0	CLAMP, HOSE	COLLIER DE DURITE	2	2		
060	K7711-4163-0	SLEEVE, HOSE	MANCHON	1	1		
070	K1122-6123-0	CLAMP, CORD	ATTACHE-FILS	2	2		
080		BLANK	BLANC	-	-		
090		BLANK	BLANC	-	-		
100	K7711-4161-0	HOSE, HYDRAULIC LH	DURITE DE HYD.	1	1		
110	K7711-4162-0	HOSE, HYDRAULIC RH	DURITE DE HYD.	1	1		
120	K7711-4164-0	SLEEVE, HOSE	MANCHON	1	1		
130	K1122-6123-0	CLAMP, CORD	ATTACHE-FILS	2	2		

↔ interchangeable; ≠ not interchangeable; ← new for old; → old for new

J235

**HYDRAULIC OIL LINE (HST)
CIRCUIT D' HUILE HYDRAULIQUE (HST)**



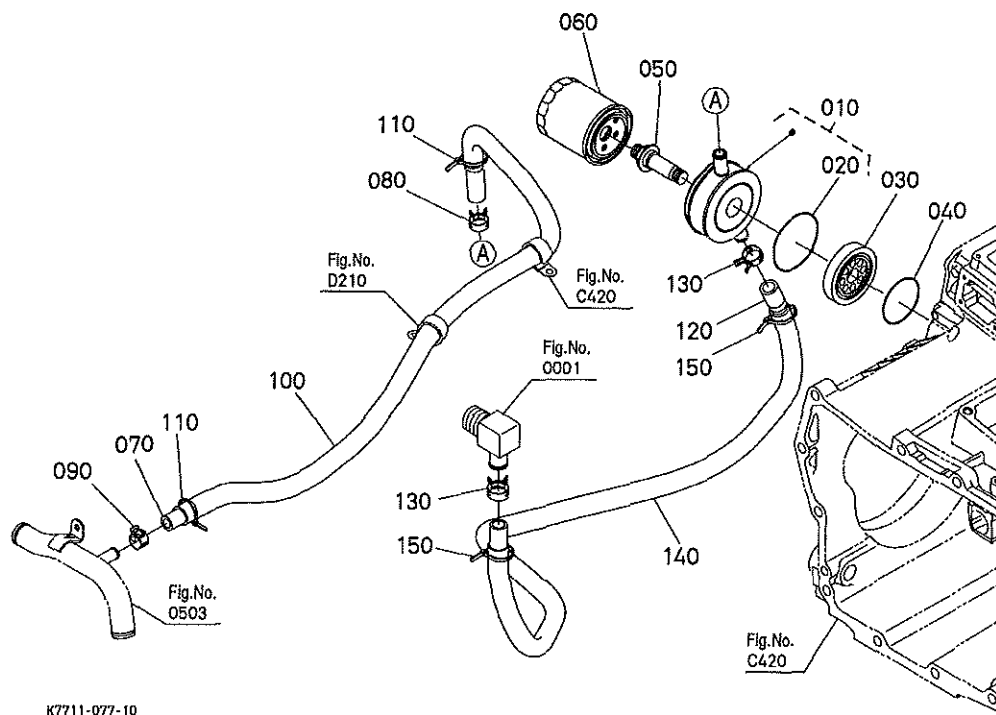
A:RTV1100CH B:RTV1100CR

REF. No. POS. No.	PART No. REFERENCE	PART NAME	DESIGNATION	Q' TY/S. No. Q' TE/No. S.		I. C.	REMARKS REMARQUES
				A	B		
010	K7561-3341-0	BOLT, JOINT	VIS	1	1		
020	K7561-3342-0	PIPE, HST	TUYAU DE HST	1	1		
030	04811-10300	O RING	JOINT TORIQUE	2	2		
040	K7561-3343-2	BRACKET, FILTER	SUPPORT DE FILTRE	1	1		
050	01754-50855	BOLT, FLANGE	VIS DE BUTEE	2	2		
060	K7561-3344-0	PIPE, FILTER	TUYAU	2	2		
070	04816-00160	O RING	JOINT TORIQUE	4	4		
080	01123-60816	BOLT	VIS	2	2		
090	HHK71-1408-0	CARTRIDGE, OIL FILTER	CARTOUCHE FILTRANTE	1	1		
100	K7561-3345-0	HOSE, SUCTION FILTER	TUYAU DE SUCCION	1	1		
110	K7561-3346-0	HOSE, FILTER HST	TUYAU DE FILTRE	1	1		
120	K7561-3347-0	CLAMP, HOSE	COLLIER DE DURITE	4	4		

↔ Interchangeable; ≠ not interchangeable; ← new for old; → old for new
120

J240

HYDRAULIC OIL LINE (OIL COOLER) CIRCUIT D' HUILE HYDRAULIQUE (REFROIDISSEUR)



K7711-077-10

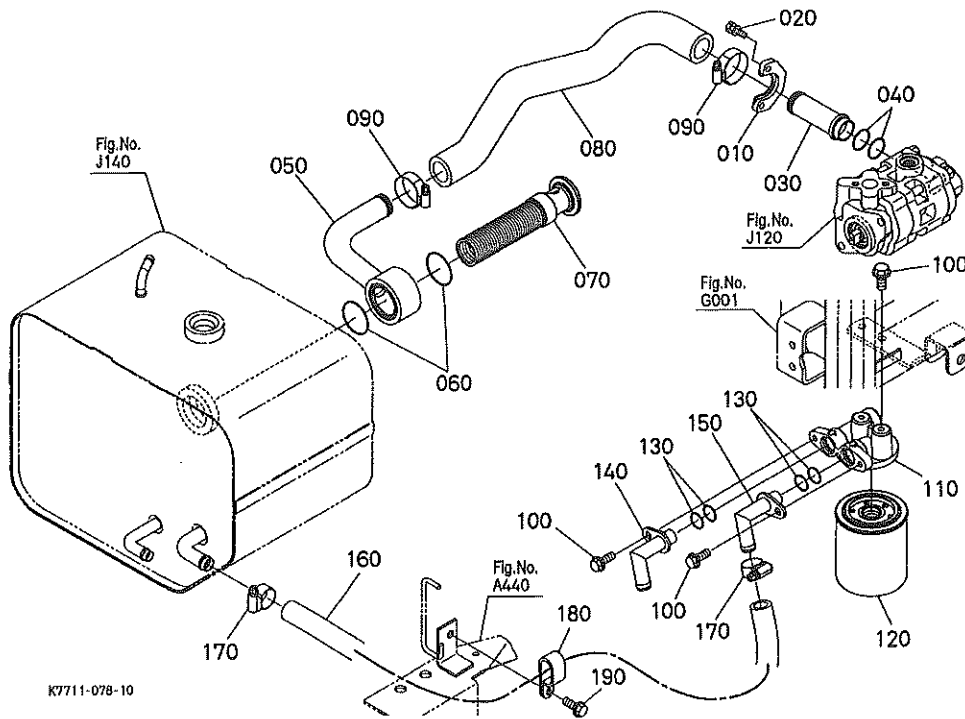
A:RTV1100CW B:RTV1100CR

REF No. POS.No.	PART No. REFERENCE	PART NAME	DESIGNATION	Q' TY/S. No. Q' TE/No. S.		I. C.	REMARKS REMARQUES
				A	B		
010	K7561-3311-2	ASSY COOLER, OIL	ENS. REFROIDISSEUR	1	1		
020	K7561-3312-0	O RING	JOINT TORIQUE	1	1		
030	K7561-3317-2	SPACER, COOLER	ENTRETOISE	1	1		
040	04811-50600	O RING	JOINT TORIQUE	1	1		
050	K7561-3316-0	JOINT, PIPE	RACCORD DE TUYAU	1	1		
060	HHK70-1407-0	CARTRIDGE, OIL FILTER	CARTOUCHE FILTRANTE	1	1		
070	K7711-3323-0	HOSE, WATER OUT	TUYAU	1	1		
080	09318-89024	CLAMP, HOSE	COLLIER DE DURITE	1	1		
090	K1211-1117-0	CLAMP, HOSE	COLLIER DE DURITE	1	1		
100	K7711-3326-0	SLEEVE, HOSE	MANCHON	1	1		
110	K1122-6123-0	CLAMP, CORD	ATTACHE-FILS	2	2		
120	K7711-3321-0	HOSE, WATER IN	TUYAU	1	1		
130	09318-89024	CLAMP, HOSE	COLLIER DE DURITE	2	2		
140	K7711-3326-0	SLEEVE, HOSE	MANCHON	1	1		
150	K1122-6123-0	CLAMP, CORD	ATTACHE-FILS	2	2		

↔ Interchangeable; ≠ not interchangeable; ← new for old; → old for new

J250

HYDRAULIC OIL LINE (TANK) CIRCUIT D' HUILE HYDRAULIQUE (RESERVOIR)



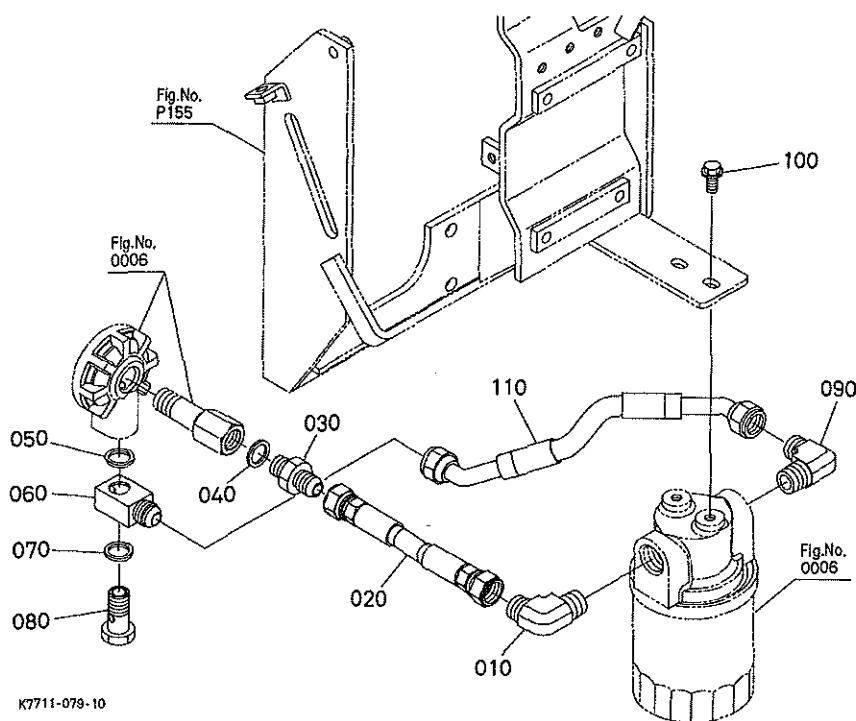
A:RTV1100CW B:RTV1100CR

REF. No. POS. No.	PART No. REFERENCE	PART NAME	DESIGNATION	Q' TY/S. No. Q' TE/No. S.		I. C.	REMARKS REMARQUES
				A	B		
010	K7711-3442-0	STOPPER	BUTEE	1	1		
020	01023-50620	BOLT	VIS	2	2		
030	K7711-3443-2	PIPE, SUCTION	TUYAU D' ASPIRATION	1	1		
040	04816-06250	O RING	JOINT TORIQUE	2	2		
050	K7711-3444-0	PIPE, SUCTION TANK	TUYAU	1	1		
060	04811-10400	O RING	JOINT TORIQUE	2	2		
070	67800-3712-0	FILTER, OIL	FILTRE D' HUILE	1	1		
080	K7711-3441-2	HOSE, HYDRAULIC SUCT.	DURITE DE HYD.	1	1		
090	68311-7282-0	CLAMP, HOSE	COLLIER DE DURITE	2	2		
100	01754-50816	BOLT, FLANGE	VIS DE BUTEE	4	4		
110	K7711-3427-0	BRACKET, OIL FILTER	SUPPORT	1	1		
120	HHK70-1407-0	CARTRIDGE, OIL FILTER	CARTOUCHE FILTRANTE	1	1		
130	04816-00160	O RING	JOINT TORIQUE	4	4		
140	K7711-3428-0	PIPE, FILTER IN	TUYAU	1	1		
150	K7711-3429-0	PIPE, FILTER OUT	TUYAU	1	1		
160	K7711-3452-0	HOSE, HYDRAULIC RETU.	DURITE DE HYD.	1	1		
170	67955-3623-0	CLAMP	ATTACHE	2	2		
180	RC411-4755-0	CLAMP, HOSE	COLLIER DE DURITE	1	1		
190	01754-50816	BOLT, FLANGE	VIS DE BUTEE	1	1		

↔ interchangeable; ⚡ not interchangeable; ← new for old; → old for new

J260

HYDRAULIC OIL LINE (OIL FILTER) CIRCUIT D' HUILE HYDRAULIQUE (FILTRE D' HUILE)



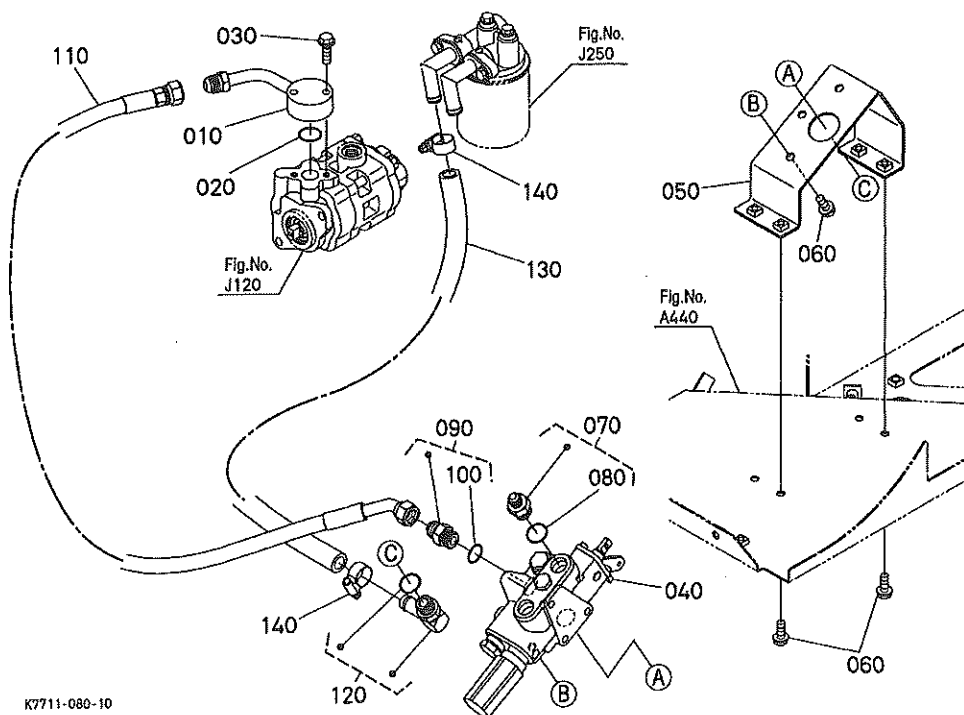
A:RTV1100CW B:RTV1100CR

REF. No. POS. No.	PART No. REFERENCE	PART NAME	DESIGNATION	Q' TY/S. No. Q' TE/No. S.		I. C.	REMARKS REMARQUES
				A	B		
010	K7711-8111-0	JOINT	RACCORD	1	1		
020	K7711-8113-0	HOSE, HYDRAULIC	DURITE DE HYD.	1	1		
030	K7711-8114-2	JOINT, PIPE	RACCORD DE TUYAU	1	1		
040	04724-00160	GASKET	JOINT	1	1		
050	04724-00160	GASKET	JOINT	1	1		
060	K7711-8115-2	JOINT	RACCORD	1	1		
070	04724-00160	GASKET	JOINT	1	1		
080	TC220-3355-0	BOLT, JOINT	VIS	1	1		
090	K7711-8111-0	JOINT	RACCORD	1	1		
100	01754-50816	BOLT, FLANGE	VIS DE BUTEE	2	2		
110	K7711-8116-2	HOSE, HYDRAULIC	DURITE DE HYD.	1	1		

↔ Interchangeable; ≠ not interchangeable; ← new for old; → old for new

J410

REMOTE CONTROL VALVE
DISTRIBUTEUR AUXILIAIRE



K7711-080-10

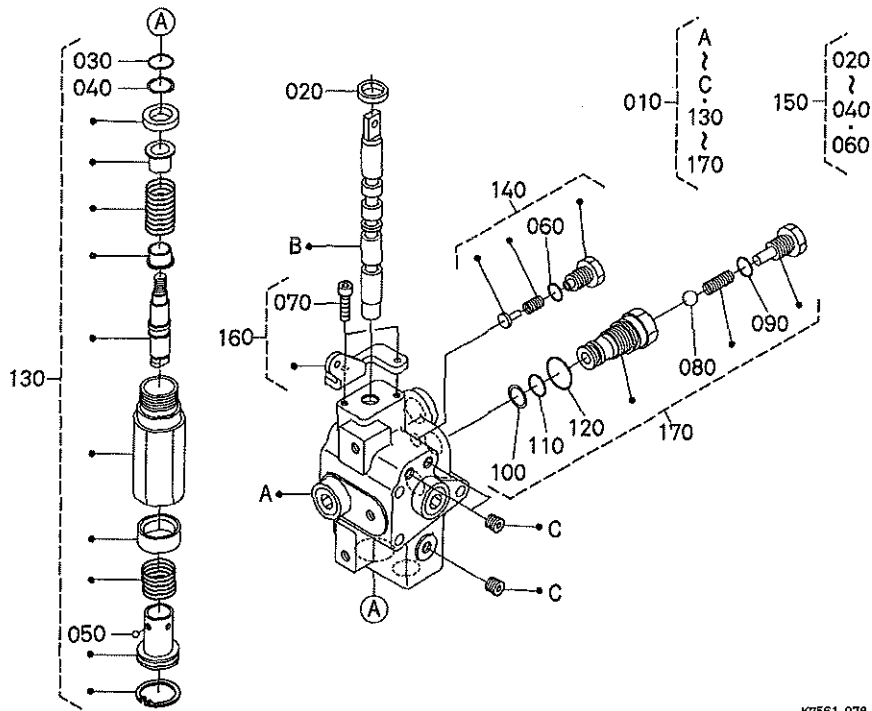
A:RTV1100CW B:RTV1100CR

REF. No. POS. No.	PART No. REFERENCE	PART NAME	DESIGNATION	Q' TY/S. No. Q' TE/No. S.		I. C.	REMARKS REMARQUES
				A	B		
010	K7711-3445-0	FLANGE, JOINT	BRIDE DE JOINT	1	1		
020	04817-00200	O RING	JOINT TORIQUE	1	1		
030	01123-50835	BOLT	VIS	2	2		
040	YW254-0010-4	ASSY VALVE, AUX. CON.	ENS. SOUPEPE	1	1		
050	K7711-3431-0	BRACKET, VALVE	SOUPEPE DE PALIER	1	1		
060	01754-50816	BOLT, FLANGE	VIS DE BUTEE	7	7		
070	75540-6180-0	ASSY ADAPTER	ENS. ADAPTATEUR	2	2		
080	75540-6182-0	O-RING	JOINT TORIQUE	2	2		
090	75580-6180-0	ASSY ADAPTER	ENS. ADAPTATEUR	1	1		
100	75540-6182-0	O-RING	JOINT TORIQUE	1	1		
110	K7711-3446-0	HOSE, HYDRAULIC	DURITE DE HYD.	1	1		
120	K7561-3433-0	JOINT	RACCORD	1	1		
130	K7711-3451-0	HOSE, HYDRAULIC RETU.	DURITE DE HYD.	1	1		
140	K1211-1117-0	CLAMP, HOSE	GOLLIER DE DURITE	2	2		

↔ Interchangeable; ≠ not interchangeable; ← new for old; → old for new

J415

REMOTE CONTROL VALVE [COMPONENT PARTS]
 CONTROLE DES VALVES AUX. [PARTIES COMPOSANTES]



K7561-078-15

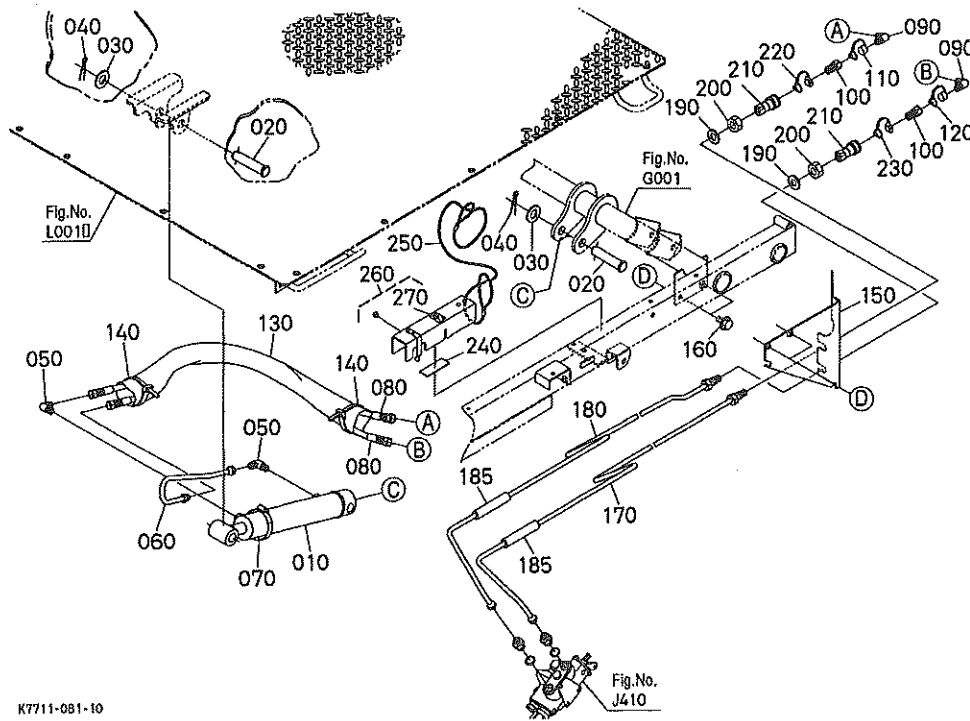
A:RTV1100CW B:RTV1100CR

REF. No. POS. No.	PART No. REFERENCE	PART NAME	DESIGNATION	Q' TY/S. No. Q' TE/No. S.		I. C.	REMARKS REMARQUES
				A	B		
010	YW254-0010-4	ASSY VALVE, AUX. CON.	ENS. SOUPAPE	1	1		
020	YW077-0061-0	SEAL, DUST	BAGUE JOINT	1	1		
030	04817-00140	O RING	JOINT TORIQUE	1	1		
040	34076-6625-0	RING, BACK UP	JOINT TEFLON	1	1		
050	LM019-3008-0	BALL	BILLE	4	4		
060	04817-00100	O RING	JOINT TORIQUE	1	1		
070	01350-10512	BOLT, HEX-SOC-HD	VIS	2	2		
080	07715-03213	BALL	BILLE	1	1		
090	04817-00110	O RING	JOINT TORIQUE	1	1		
100	66363-3963-0	RING, BACK UP	JOINT TEFLON	1	1		
110	04817-00120	O RING	JOINT TORIQUE	1	1		
120	04817-06190	O RING	JOINT TORIQUE	1	1		
130	YW166-9110-2	KIT PLUG, DETENT	ENS. BOUCHON	1	1		
140	YW254-9310-0	KIT VALVE, LOAD CHECK	ENS. CHARGE CONTROLE	1	1		
150	YW166-9410-0	KIT SEAL	TROUSSE D' JOINT	1	1		
160	YW166-9610-0	KIT VALVE, BRACKET	ENS. SOUPAPE	1	1		
170	YW166-9710-0	KIT VALVE, CHECK	ENS. SOUPAPE	1	1		

↔ interchangeable; ≠ not interchangeable; ← new for old; → old for new

K105

LIFT CYLINDER
CYLINDRE DE RELEVAGE



K7711-081-10

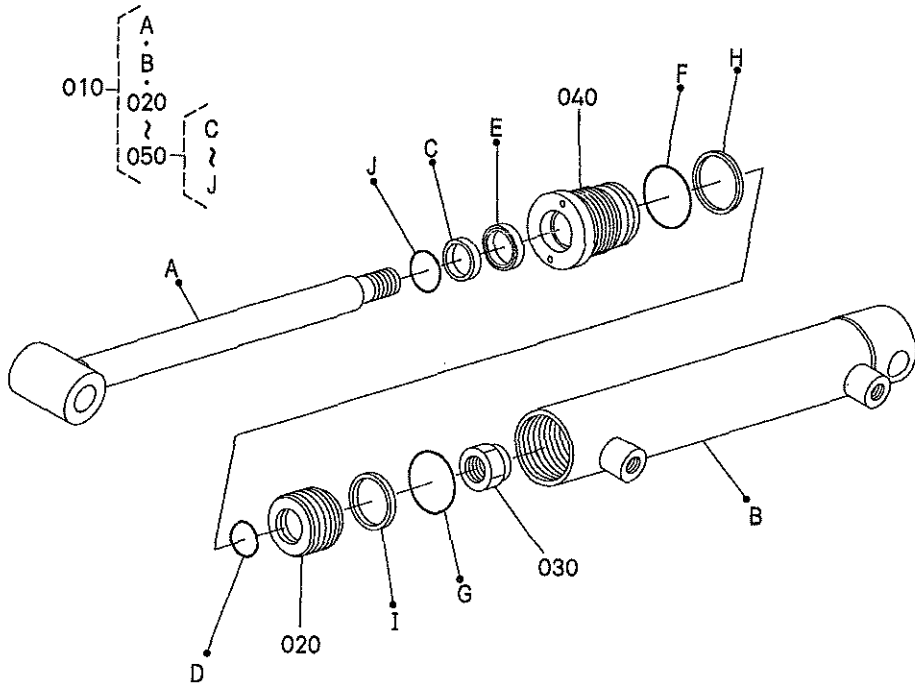
A:RTV1100CW B:RTV1100CR

REF. No. POS. No.	PART No. REFERENCE	PART NAME	DESIGNATION	Q' TY/S. No. Q' TE/No. S.		I. C.	REMARKS REMARQUES
				A	B		
010	K7561-3750-0	ASSY CYLINDER, LIFT	ENS. CYLINDER LEVAGE	1	1		
020	05122-52090	PIN, JOINT	GOUILLE	2	2		
030	04013-50200	WASHER, PLAIN	RONDELLE FREIN	2	2		
040	05511-50535	PIN, SPLIT	GOUILLE FENDUE	2	2		
050	K6072-6366-0	ADAPTER	ADAPTATEUR	2	2		
060	K7711-3721-2	PIPE, CYLINDER	TUYAU	1	1		
070	75540-6494-0	CLAMP, HOSE	COLLIER DE DURITE	1	1		
080	K7711-3731-0	HOSE, HYDRAULIC LIFT	DURITE DE HYD.	2	2		
090	K6072-6366-0	ADAPTER	ADAPTATEUR	2	2		
100	75536-6622-0	NIPPLE	RACCORD	2	2		
110	7J245-6642-0	CAP, DUST	BOUCHON DE COUPLEUR	1	1		
120	7J245-6644-0	CAP, DUST	BOUCHON DE COUPLEUR	1	1		
130	K7711-3733-0	SLEEVE, LIFT	MANCHON	1	1		
140	K1122-6123-0	CLAMP, CORD	ATTACHE-FILS	2	2		
150	K7711-3467-2	BRACKET, PIPE	SUPPORT	1	1		
160	01754-50816	BOLT, FLANGE	VIS DE BUTEE	2	2		
170	K7711-3461-2	PIPE, LIFT	TUYAU	1	1		
180	K7711-3462-2	PIPE, LIFT	TUYAU	1	1		
185	K7711-3468-0	COVER, PIPE	COUVERCLE	2	2		
190	04011-60160	WASHER, PLAIN	RONDELLE FREIN	2	2		
200	02174-50160	NUT	ECROU	2	2		
210	75536-6632-0	COUPLER	COUPLEUR	2	2		
220	7J245-6632-0	PLUG, DUST	BOUCHON DE COUPLEUR	1	1		
230	7J245-6634-0	PLUG, DUST	BOUCHON DE COUPLEUR	1	1		
240	K7561-3986-0	CUSHION, CLAMP	COUSSIN	1	1		
250	K7561-3742-0	WIRE, SUPPORT	FIL DE SUPPORT	1	1		
260	K7561-9374-0	COMP. SUPPORT, LIFT	SUPPORT COMP.	1	1		ENGLISH
260	K7567-9374-0	COMP. SUPPORT, LIFT	SUPPORT COMP.	1	1		FRENCH
270	---	LABEL, SUPPORT	ETIQUETTE DE SUPPORT	1	1		

↔ Interchangeable; ≠ not interchangeable; ← new for old; → old for new

K110

LIFT CYLINDER [COMPONENT PARTS]
CYLINDRE DE RELEVAGE [PARTIES COMPOSANTES]



K7561-166-11

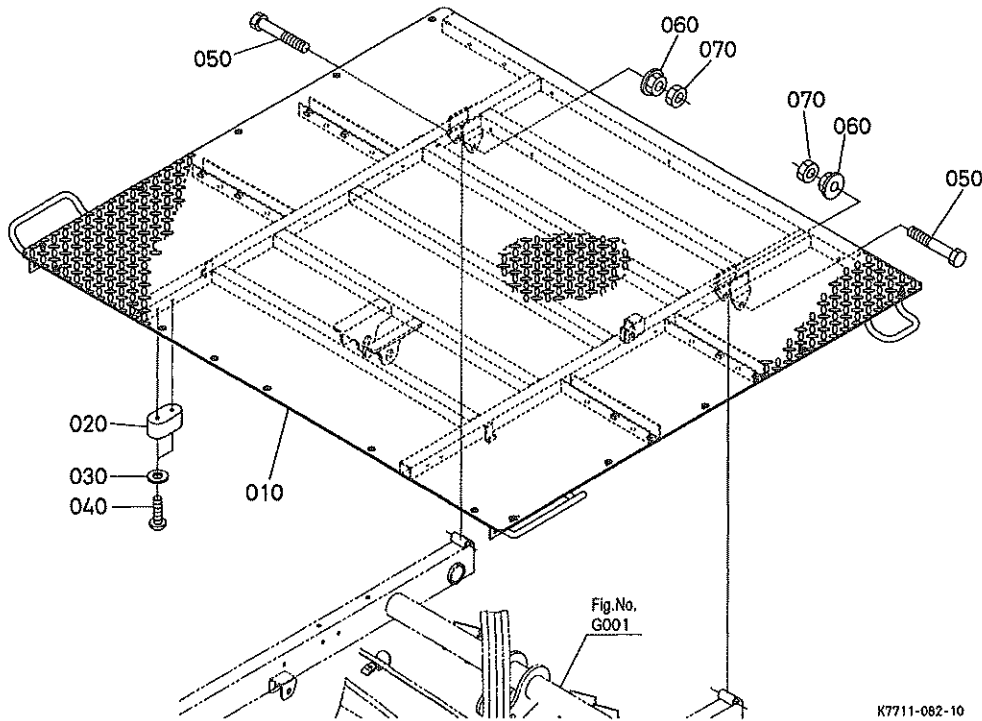
A:RTV1100CW B:RTV1100CR

REF. No. POS. No.	PART No. REFERENCE	PART NAME	DESIGNATION	Q' TY/S. No. Q' TE/No. S.		I. C.	REMARKS REMARQUES
				A	B		
010	K7561-3750-0	ASSY CYLINDER, LIFT	ENS. CYLINDER LEVAGE	1	1		
020	K7561-3752-0	PISTON	PISTON	1	1		
030	K7561-3753-0	NUT, PISTON	ECROU	1	1		
040	K7561-3755-0	CAP, END	CHAPEAU	1	1		
050	K7561-3760-0	KIT SEAL	JEU DE JOINT	1	1		

↔ Interchangeable; ≠ not interchangeable; ← new for old; → old for new

L001

BOX BASE
CORPS DE BOITE

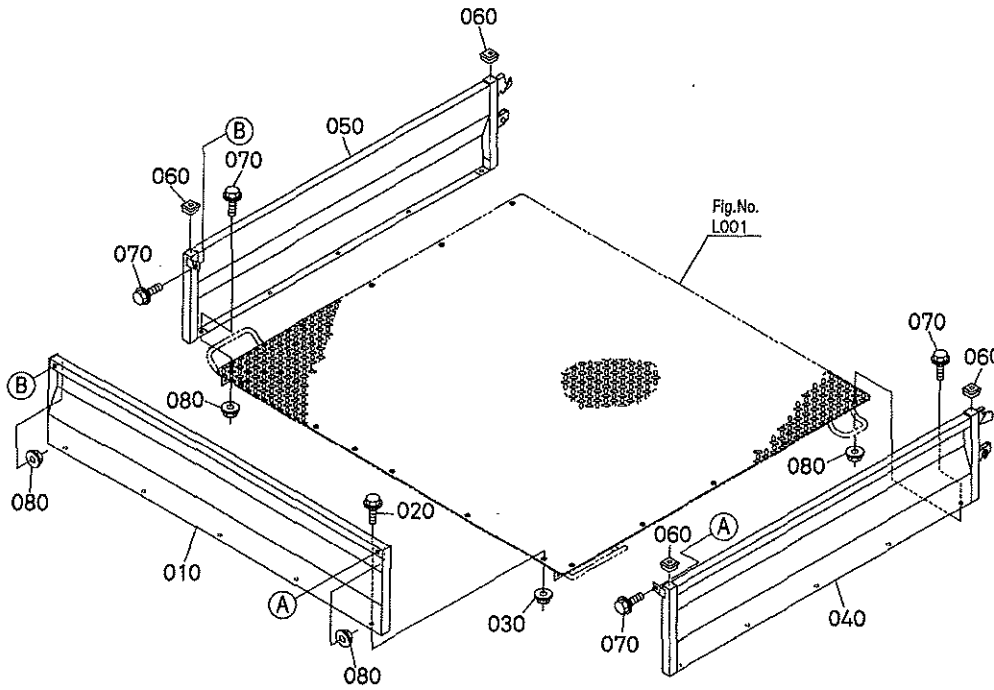


A:RTV1100CW B:RTV1100CR

REF. No. POS. No.	PART No. REFERENCE	PART NAME	DESIGNATION	Q' TY/S. No. Q' TE/No. S.		I. C.	REMARKS REMARQUES
				A	B		
010	K7711-5811-0	BASE, BOX	CORPS	1	1		
020	K7711-5825-2	CUSHION, BOX	COUSSIN	4	4		
030	04013-60060	WASHER, PLAIN	RONDELLE FREIN	8	8		
040	03714-50625	SCREW, TAPPING	VIS	8	8		
050	K7561-1856-0	BOLT	VIS	2	2		
060	02771-50120	NUT, FLANGE	ECROU A EMBASE	2	2		
070	02174-50120	NUT	ECROU	2	2		

↔ Interchangeable; ≠ not interchangeable; ← new for old; → old for new

**L00501 BOX PLATE
PLAQUE DE BOITE**



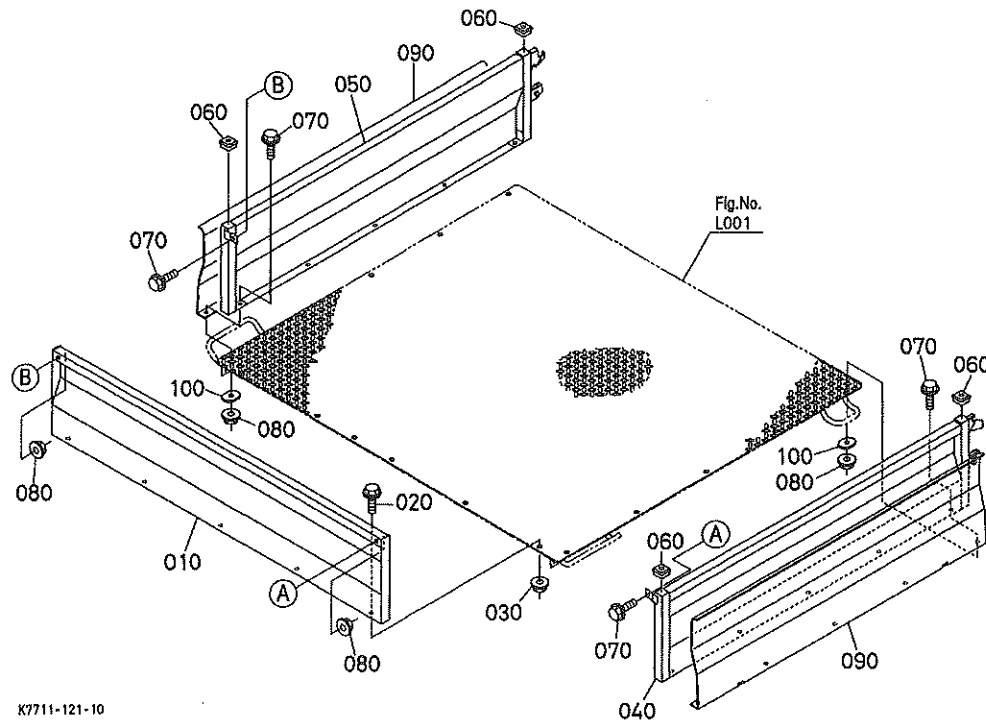
K7711-120-10

A:RTV1100CW B:RTV1100CR

REF. No. POS. No.	PART No. REFERENCE	PART NAME	DESIGNATION	Q' TY/S. No. Q' TE/No. S.		I. C.	REMARKS REMARQUES
				A	B		
010	K7561-5815-2	PLATE, BOX FRONT	PLAQUE	1	-		
020	01754-60825	BOLT, FLANGE	VIS DE BUTEE	5	-		
030	02751-60080	NUT, FLANGE	ECROU A EMBASE	5	-		
040	K7571-5812-0	PLATE, BOX LEFT	PLAQUE G.	1	-		
050	K7571-5813-0	PLATE, BOX RIGHT	PLAQUE D.	1	-		
060	K7561-5817-0	PLUG, PIPE	BOUCHON	4	-		
070	01754-60825	BOLT, FLANGE	VIS DE BUTEE	12	-		
080	02751-60080	NUT, FLANGE	ECROU A EMBASE	12	-		

↔ interchangeable; ≠ not interchangeable; ← new for old; → old for new

L00502 BOX PLATE PLAQUE DE BOITE

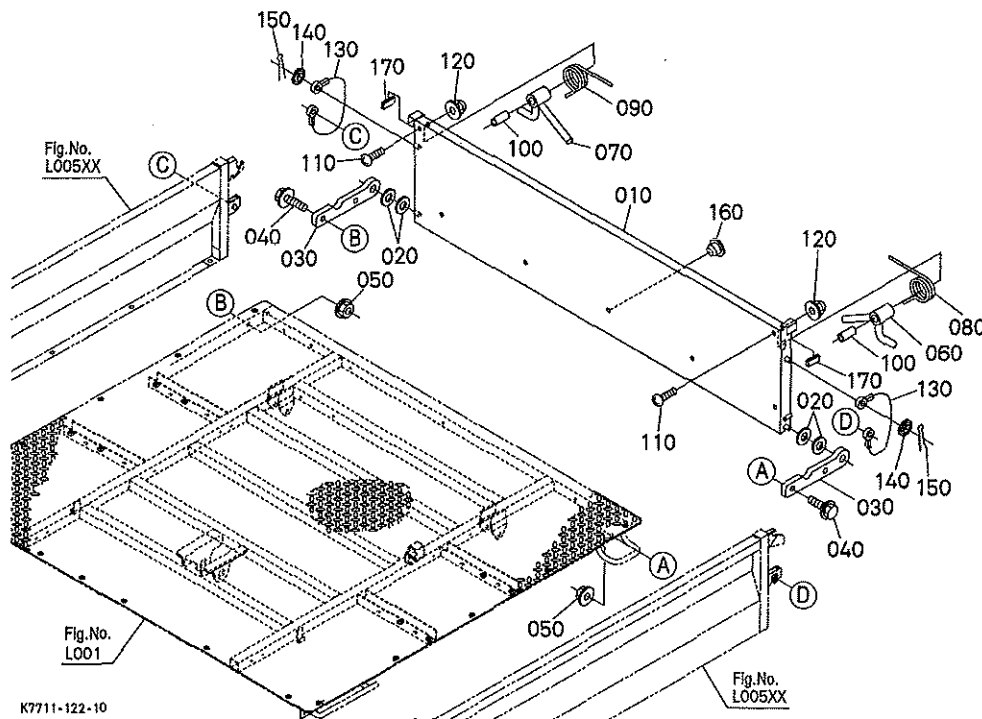


A:RTV1100CW B:RTV1100GR

REF. No. POS. No.	PART No. REFERENCE	PART NAME	DESIGNATION	Q' TY/S. No. Q' TE/No. S.		I. C.	REMARKS REMARQUES
				A	B		
010	K7561-5845-2	PLATE, BOX FRONT	PLAQUE	-	1		
020	01754-60825	BOLT, FLANGE	VIS DE BUTEE	-	5		
030	02751-60080	NUT, FLANGE	ECROU A EMBASE	-	5		
040	K7571-5842-0	PLATE, BOX LEFT	PLAQUE G.	-	1		
050	K7571-5843-0	PLATE, BOX RIGHT	PLAQUE D.	-	1		
060	K7561-5817-0	PLUG, PIPE	BOUCHON	-	4		
070	01754-60825	BOLT, FLANGE	VIS DE BUTEE	-	12		
080	02751-60080	NUT, FLANGE	ECROU A EMBASE	-	12		
090	K7561-5851-2	COVER, SIDE	COUVERCLE	-	2		
100	K7561-5855-0	WASHER, COVER	RONDELLE	-	10		

↔ Interchangeable; ≠ not interchangeable; ← new for old; → old for new

L01001 BOX GATE GRILLE DE BOITE

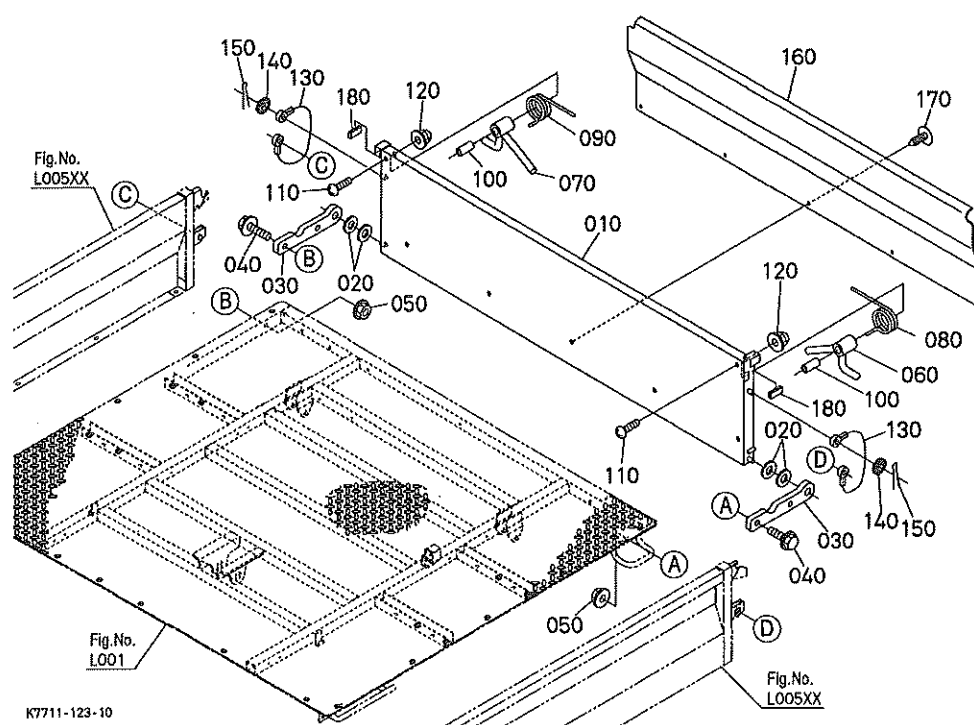


A:RTV1100CW B:RTV1100CR

REF. No. POS. No.	PART No. REFERENCE	PART NAME	DESIGNATION	Q' TY/S. No. Q' TE/No. S.		I. C.	REMARKS REMARQUES
				A	B		
010	K7561-5814-5	PLATE, BOX GATE	PLAQUE	1	-		
020	65601-4234-0	SPRING, DISK	RESSORT DE DISQUE	4	-		
030	K7561-5816-3	BRACKET, GATE	SUPPORT	2	-		
040	01754-60825	BOLT, FLANGE	VIS DE BUTEE	4	-		
050	02751-60080	NUT, FLANGE	ECROU A EMBASE	4	-		
060	K7561-5818-2	ARM, LH	BRAS	1	-		
070	K7561-5819-2	ARM, RH	BRAS	1	-		
080	K7561-5821-0	SPRING, LH	RESSORT GAUCHE	1	-		
090	K7561-5822-0	SPRING, RH	RESSORT DE GAUCHE	1	-		
100	K7561-5823-0	COLLAR, ARM	COLLIER	2	-		
110	03017-50840	SCREW, CR-REC-BD-HD	VIS	2	-		
120	34070-7106-0	NUT, CAP	ECROU A BORGNE	2	-		
130	K7571-5827-0	WIRE	FIL	2	-		
140	04717-01000	WASHER, WITH RUBBER	JOINT EN CAOUTCHOUC	2	-		
150	05511-50320	PIN, SPLIT	GOUILLE FENDUE	2	-		
160	37410-5429-0	PLUG	BOUCHON	5	-		
170	K7561-5826-2	CAP, GATE	BOUCHON	2	-		

↔ Interchangeable; ≠ not interchangeable; ← new for old; → old for new

L01002 BOX GATE GRILLE DE BOITE



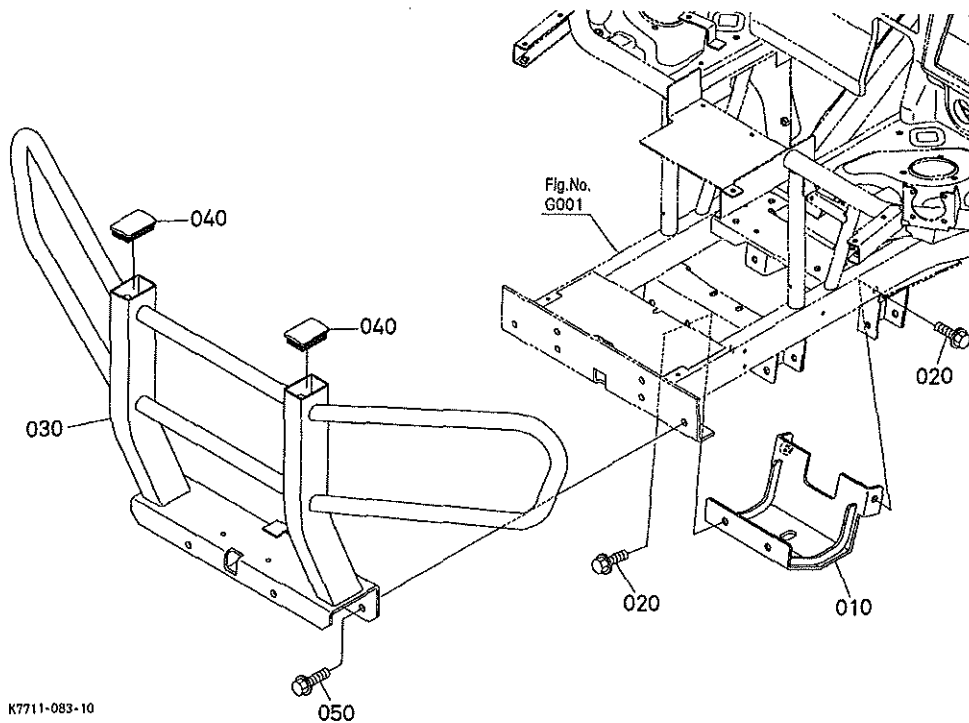
A:RTV1100CW B:RTV1100CR

REF. No. POS. No.	PART No. REFERENCE	PART NAME	DESIGNATION	Q' TY/S. No. Q' TE/No. S.		I. C.	REMARKS REMARQUES
				A	B		
010	K7561-5844-5	PLATE, BOX GATE	PLAQUE	-	1		
020	65601-4234-0	SPRING, DISK	RESSORT DE DISQUE	-	4		
030	K7561-5816-3	BRACKET, GATE	SUPPORT	-	2		
040	01754-60825	BOLT, FLANGE	VIS DE BUTEE	-	4		
050	02751-60080	NUT, FLANGE	ECROU A EMBASE	-	4		
060	K7561-5818-2	ARM, LH	BRAS	-	1		
070	K7561-5819-2	ARM, RH	BRAS	-	1		
080	K7561-5821-0	SPRING, LH	RESSORT GAUCHE	-	1		
090	K7561-5822-0	SPRING, RH	RESSORT DE GAUCHE	-	1		
100	K7561-5823-0	COLLAR, ARM	GOLLIER	-	2		
110	03017-50840	SCREW, CR-REC-BD-HD	VIS	-	2		
120	34070-7106-0	NUT, CAP	ECROU A BORGNE	-	2		
130	K7571-5827-0	WIRE	FIL	-	2		
140	04717-01000	WASHER, WITH RUBBER	JOINT EN CAOUTCHOUC	-	2		
150	05511-50320	PIN, SPLIT	GOUILLE FENDUE	-	2		
160	K7561-5852-0	COVER, GATE	COUVERCLE	-	1		
170	K1211-8456-0	PUSH RIVET	RIVET	-	5		
180	K7561-5826-2	CAP, GATE	BOUCHON	-	2		

↔ Interchangeable; ≠ not interchangeable; ← new for old; → old for new

M100

FRONT GUARD PROTECTION AVANT



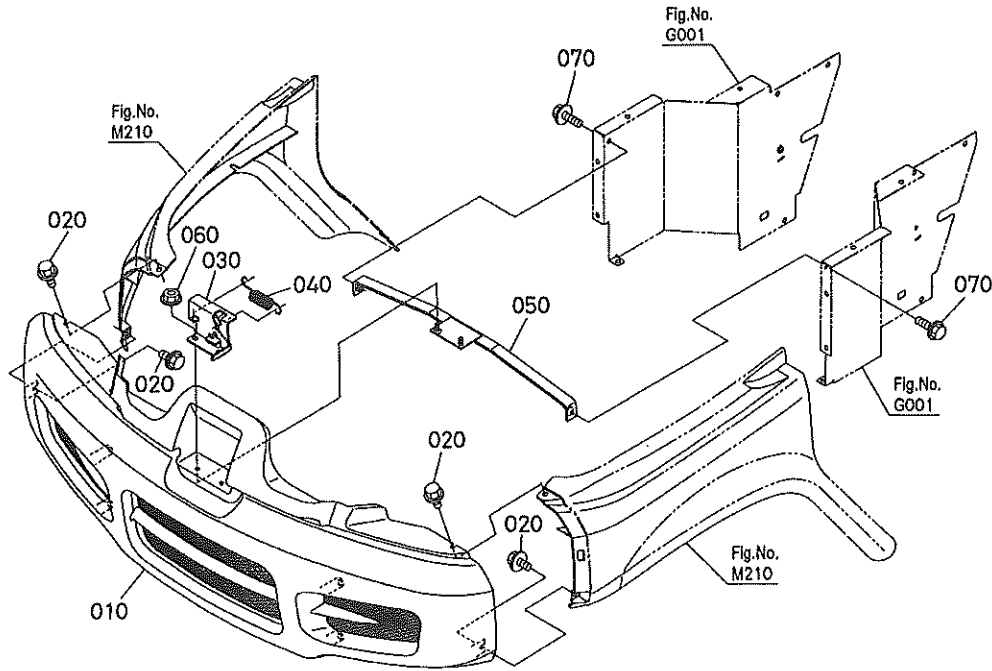
A:RTV1100CW B:RTV1100CR

REF. No. POS. No.	PART No. REFERENCE	PART NAME	DESIGNATION	Q' TY/S. No.		I. C.	REMARKS REMARQUES
				A	B		
010	K7561-2140-2	PROTECTOR, FRONT DIFF	PROTECTEUR AVANT	1	1		
020	01774-61020	BOLT, FLANGE	VIS DE BUTEE	4	4		
030	K7711-2170-0	GUARD, FRONT	PROTECTEUR AVANT	1	-		SILVER
030	K7711-2180-0	GUARD, FRONT	PROTECTEUR AVANT	-	1		BLACK
040	K7711-2178-2	CAP, FRONT GUARD	CAPUCHON	2	2		
050	01774-61225	BOLT, FLANGE	VIS DE BUTEE	6	6		

↔ interchangeable; ≠ not interchangeable; ← new for old; → old for new

M103

FRONT BUMPER PARE-CHOC AVANT



K7711-084-10

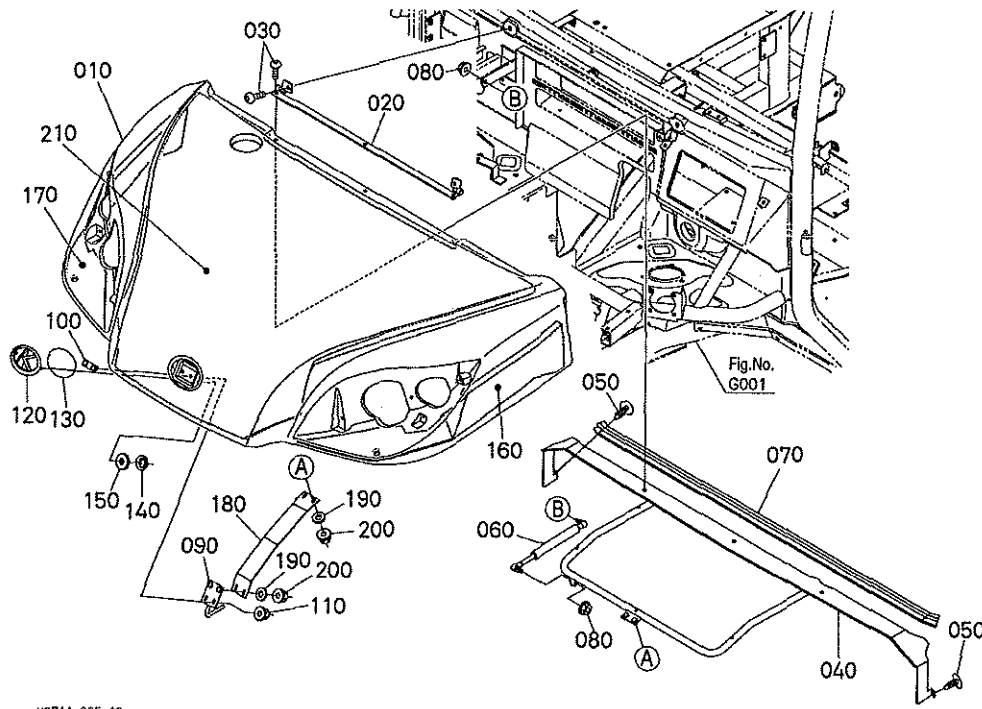
A:RTV1100CW B:RTV1100CR

REF. No. POS. No.	PART No. REFERENCE	PART NAME	DESIGNATION	Q' TY/S. No. Q' TE/No. S.		I. C.	REMARKS REMARQUES
				A	B		
010	K7711-5516-0	BUMPER	PARE-CHOC	1	1		
020	01754-60812	BOLT, FLANGE	VIS DE BUTEE	4	4		
030	K7561-5420-3	COMP. LOCK, BONNET	VERROU COMP.	1	1		
040	6C040-5415-0	SPRING	RESSORT	1	1		
050	K7711-5422-2	PLATE, LOCK	PLAQUE	1	1		
060	02751-60080	NUT, FLANGE	ECROU A EMBASE	2	2		
070	01754-50825	BOLT, FLANGE	VIS DE BUTEE	2	2		

↔ interchangeable; ≠ not interchangeable; ← new for old; → old for new

M105

BONNET
CAPOT SUPERIEUR



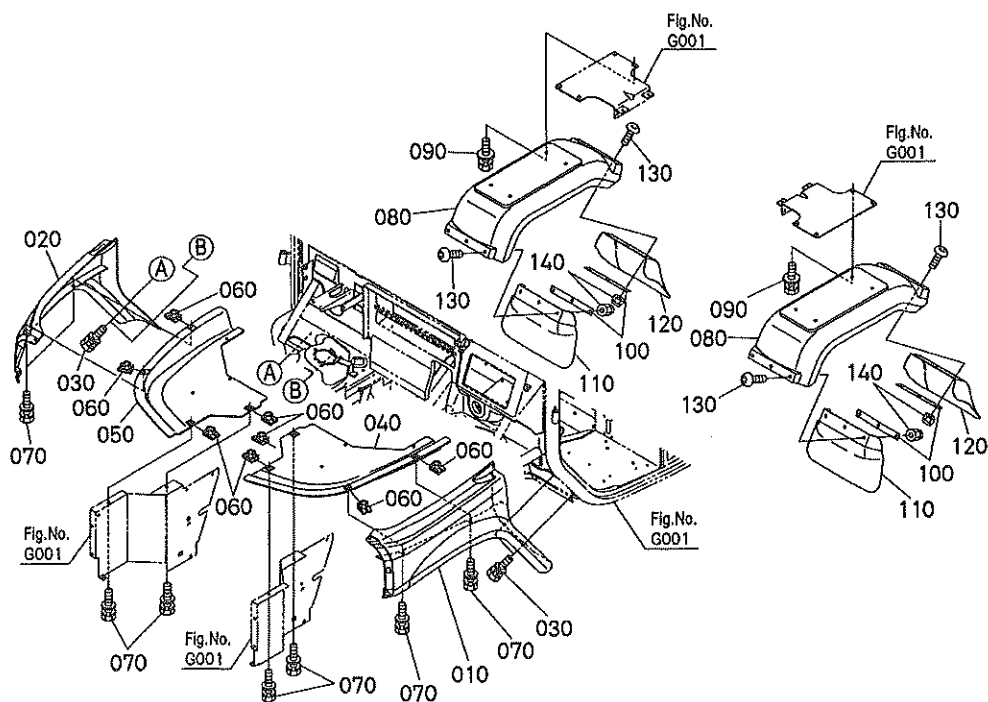
K7711-085-10

A:RTV1100CW B:RTV1100CR

REF. No. POS. No.	PART No. REFERENCE	PART NAME	DESIGNATION	Q' TY/S. No. Q' TE/No. S.		I. C.	REMARKS REMARQUES
				A	B		
010	K7711-5411-3	BONNET	CAPOT	1	-		
010	K7711-5441-3	BONNET, CAMO	CAPOT	-	1		
020	K7711-5423-0	COMP. LINK, BONNET	BIELLETE COMP.	1	1		
030	K1211-5436-0	SCREW, BUTTON	VIS	5	5		
040	K7711-5427-4	STAY, BONNET UPPER	SUPPORT DE CAPOT SU.	1	1		
050	K1211-8456-0	PUSH RIVET	RIVET	2	2		
060	K7711-5429-2	DAMPER, BONNET	AMORTISSEUR DE CAPOT	1	1		
070	K7711-5418-0	SEAL, BONNET UNDER	JOINT	1	1		
080	02751-50080	NUT, FLANGE	ECROU A EMBASE	2	2		
090	K7711-5412-0	STRIKER, BONNET	TAQUET	1	1		
100	K7711-5413-0	PLATE, STRIKER	PLAQUE	1	1		
110	02751-50060	NUT, FLANGE	ECROU A EMBASE	2	2		
120	RC411-5722-0	MARK, EMBLEM K	MARQUE EMBLEME	1	1		
130	K7711-5459-2	MARK, EMBLEM	MARQUE, EMBLEME	1	1		
140	RA111-4369-0	NUT	ECROU	2	2		
150	55611-4421-0	PLATE, WASHER	RONDELLE	2	2		
160	K7711-5687-0	SEAL, BONNET LH	JOINT G.	1	1		
170	K7711-5688-0	SEAL, BONNET RH	JOINT D.	1	1		
180	K7711-5463-0	STAY, BONNET CENTER	SUPPORT DE CAPOT	1	1		
190	04013-60060	WASHER, PLAIN	RONDELLE FREIN	4	4		
200	02751-50060	NUT, FLANGE	ECROU A EMBASE	4	4		
210	K7711-5671-4	ABSORBER, FRONT UPPER	INSONORISANT	1	1		

↔ Interchangeable; ≠ not interchangeable; ← new for old; → old for new

M210 FENDER AILE

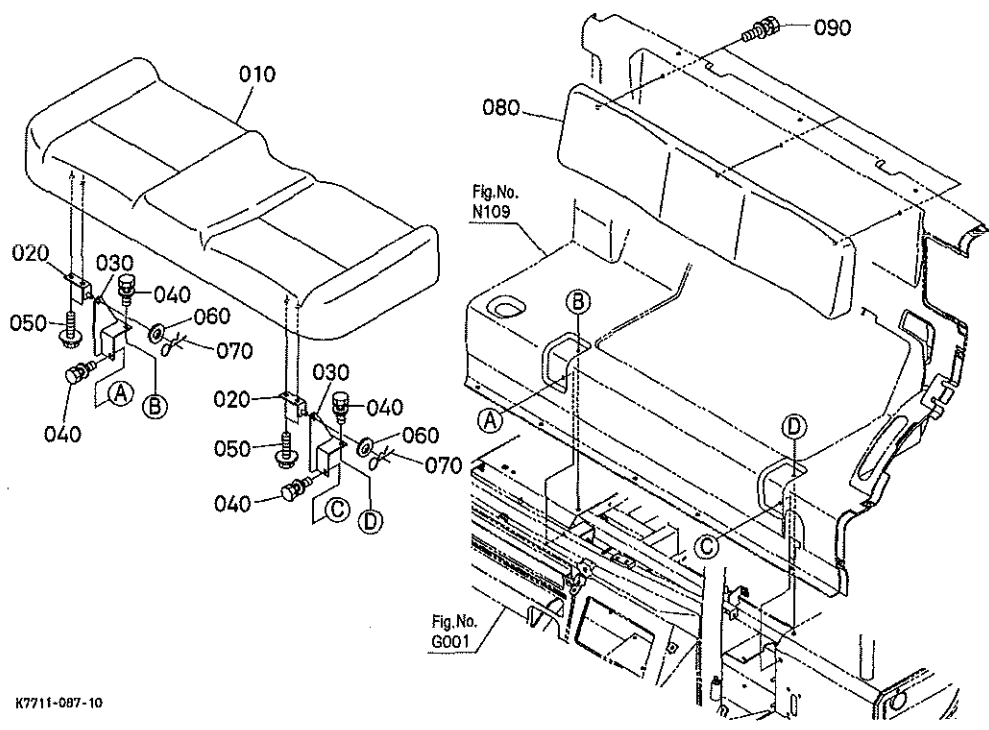


K7711-086-10

A:RTV1100CW B:RTV1100GR

REF. No. POS. No.	PART No. REFERENCE	PART NAME	DESIGNATION	Q' TY/S. No. Q' TE/No. S.		I. C.	REMARKS REMARQUES
				A	B		
010	K7711-5521-0	FENDER, FRONT LH	AILE AVANT G.	1	1		
020	K7711-5522-0	FENDER, FRONT RH	AILE AVANT D.	1	1		
030	01127-60820	BOLT	VIS	4	4		
040	K7711-5523-0	PLATE, FENDER LH	PLATEAU DE AILE G.	1	1		
050	K7711-5524-0	PLATE, FENDER RH	PLATEAU DE AILE D.	1	1		
060	K1122-9181-0	NUT (M)	ECROU	8	8		
070	01125-60820	BOLT	VIS	10	10		
080	K7561-5524-0	FENDER, REAR	AILE DE ARRIERE	2	2		
090	01127-60820	BOLT	VIS	8	8		
100	K7561-5527-0	PLATE, MUD GUARD	PLAQUE	4	4		
110	K7561-5528-0	MUD GUARD, FENDER	GARDE-BOUE D' AILE	2	2		
120	K7561-5529-0	MUD GUARD, REAR	GARDE-BOUE ARRIERE	2	2		
130	K1211-5436-0	SCREW, BUTTON	VIS	12	12		
140	02552-50080	NUT, LOCK	CONTRE-ECROU	12	12		

M220 SEAT SIEGE



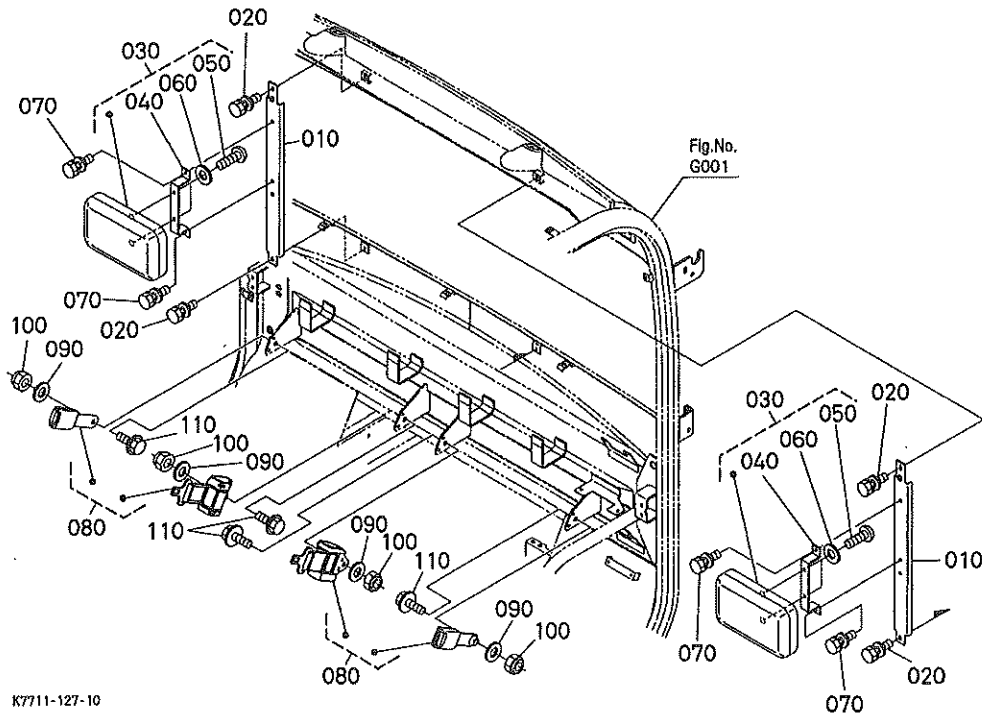
K7711-087-10

A:RTV1100CW B:RTV1100CR

REF. No. POS. No.	PART No. REFERENCE	PART NAME	DESIGNATION	Q' TY/S. No. Q' TE/No. S.		I. C.	REMARKS REMARQUES
				A	B		
010	K7711-5601-0	ASSY SEAT	ENS. SIEGE	1	1		
020	K7561-5615-0	STAY, SEAT	SUPPORT	2	2		
030	K7711-5618-2	STAY, SEAT	SUPPORT	2	2		
040	01125-60820	BOLT	VIS	4	4		
050	01774-61025	BOLT, FLANGE	VIS DE BUTEE	4	4		
060	04011-50100	WASHER, PLAIN	RONDELLE FREIN	2	2		
070	05516-61000	PIN, SNAP	GOUPILLE BETA	2	2		
080	K7711-5602-0	SEAT, BACK	SIEGE	1	1		
090	01125-60820	BOLT	VIS	3	3		

↔ Interchangeable; ≠ not interchangeable; ← new for old; → old for new

M222 HEADREST APPUI TETE



K7711-127-10

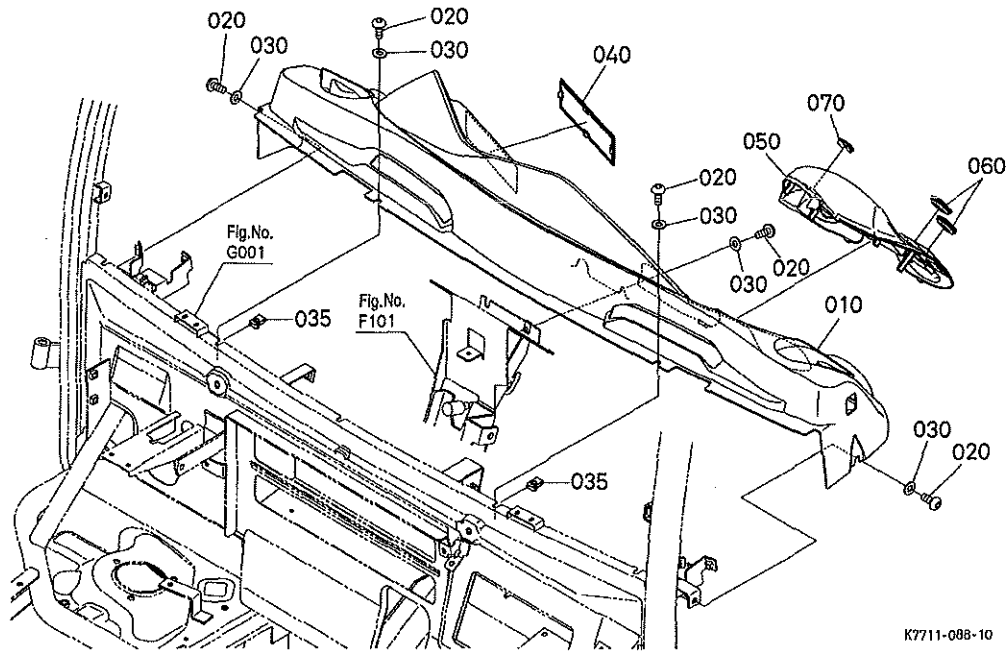
A:RTV1100CW B:RTV1100CR

REF. No. POS. No.	PART No. REFERENCE	PART NAME	DESIGNATION	Q' TY/S. No. Q' TE/No. S.		I. C.	REMARKS REMARQUES
				A	B		
010	K7711-5621-0	HOLDER, HEADREST	SUPPORT	2	2		
020	01125-60816	BOLT	VIS	4	4		
030	K7711-5620-0	COMP. PAD, HEAD	COUSSIN COMP.	2	2		
040	K7711-5622-0	STAY, HEADREST	SUPPORT	2	2		
050	03014-60820	SCREW, PAN-HEAD	VIS	4	4		
060	04013-60080	WASHER, PLAIN	RONDELLE FREIN	4	4		
070	01025-60616	BOLT	VIS	4	4		
080	K7571-9588-0	ASSY BELT, SEAT	CEINTURE DE MAINTIEN	2	2		
090	04013-60100	WASHER, PLAIN	RONDELLE FREIN	4	4		
100	02574-50100	NUT, LOCK	CONTRE-ECROU	4	4		
110	01774-61020	BOLT, FLANGE	VIS DE BUTEE	4	4		

↔ Interchangeable; ≠ not interchangeable; ← new for old; → old for new

N105

PANEL COVER
COUVERLE DE PANNEAU



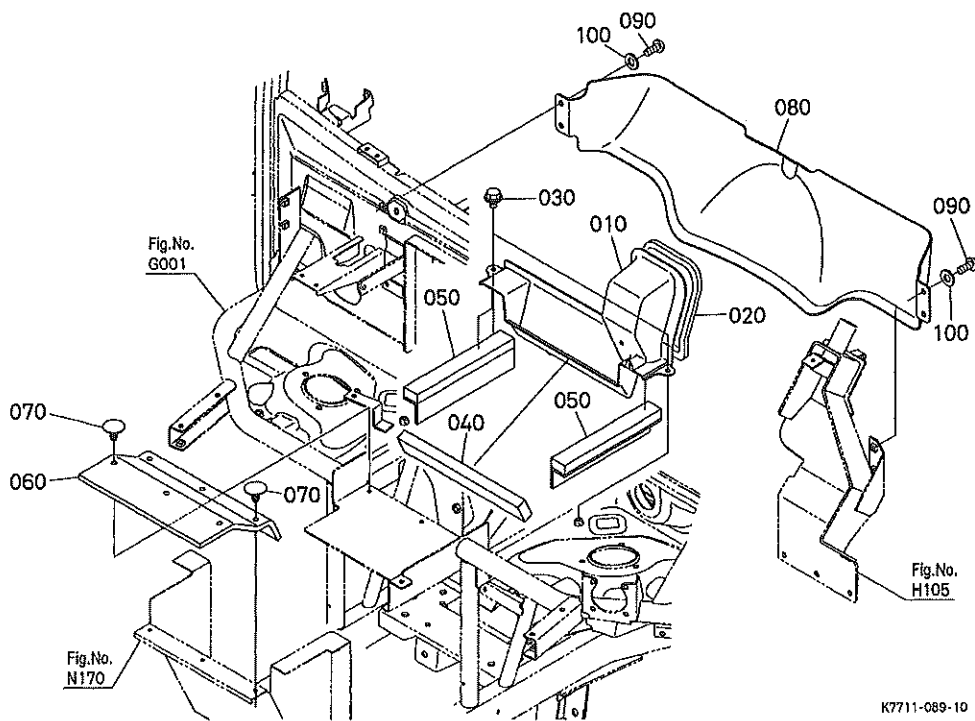
A:RTV1100CW B:RTV1100CR

REF. No. POS. No.	PART No. REFERENCE	PART NAME	DESIGNATION	Q' TY/S. No. Q' TE/No. S.		I. C.	REMARKS REMARQUES
				A	B		
010	K7711-5711-0	PANEL	TABLEAU DE BORD	1	1		
020	K1211-5436-0	SCREW, BUTTON	VIS	7	7		
030	36919-5409-0	WASHER, PLAIN	RONDILLE FREIN	7	7		
035	K1122-9181-0	NUT (M)	ECROU	4	4		
040	K7711-5714-0	COVER, AUDIO	COUVERCLE	1	1		
050	K7711-5715-0	COVER, PANEL	COUVERCLE	1	1		
060	TA040-7138-0	COVER, SWITCH	COUVERCLE	2	2		
070	R1401-5325-0	GROMMET, SWITCH	GRUMMET DE INTERRUPT.	1	1		

↔ Interchangeable; ≠ not interchangeable; ← new for old; → old for new

N107

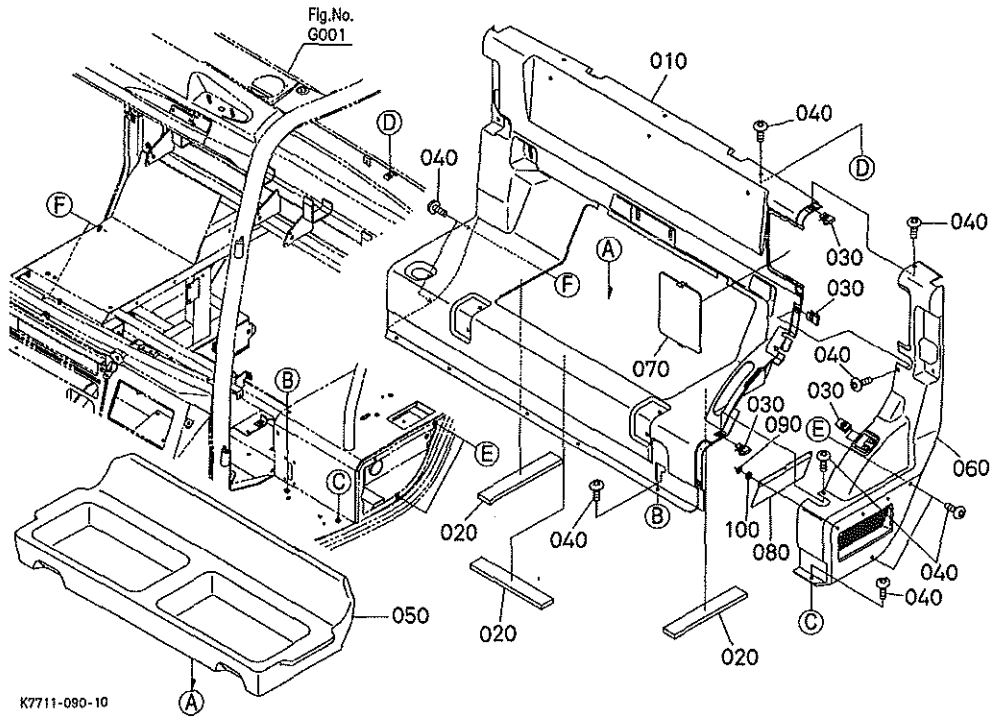
**PANEL UNDER COVER
COUVERLE DE PANNEAU SOUS**



A:RTV1100CW B:RTV1100GR

REF. No. POS. No.	PART No. REFERENCE	PART NAME	DESIGNATION	Q' TY/S. No. Q' TE/No. S.		I. C.	REMARKS REMARQUES
				A	B		
010	K7711-5571-0	COVER	COUVERCLE	1	1		
020	K7711-5575-0	SEAL, COVER	JOINT	1	1		
030	01754-60812	BOLT, FLANGE	VIS DE BUTEE	2	2		
040	K7711-5576-0	SEAL, FRONT	JOINT	1	1		
050	K7711-5683-3	SEAL, FRONT	JOINT	2	2		
060	K7711-5674-0	SEAL, HOSE	JOINT	1	1		
070	K1211-8456-0	PUSH RIVET	RIVET	6	6		
080	K7711-5716-0	COVER LOWER, PANEL	COUVERCLE A BASSE	1	1		
090	K1211-5436-0	SCREW, BUTTON	VIS	4	4		
100	36919-5409-0	WASHER, PLAIN	RONDELLE FREIN	4	4		

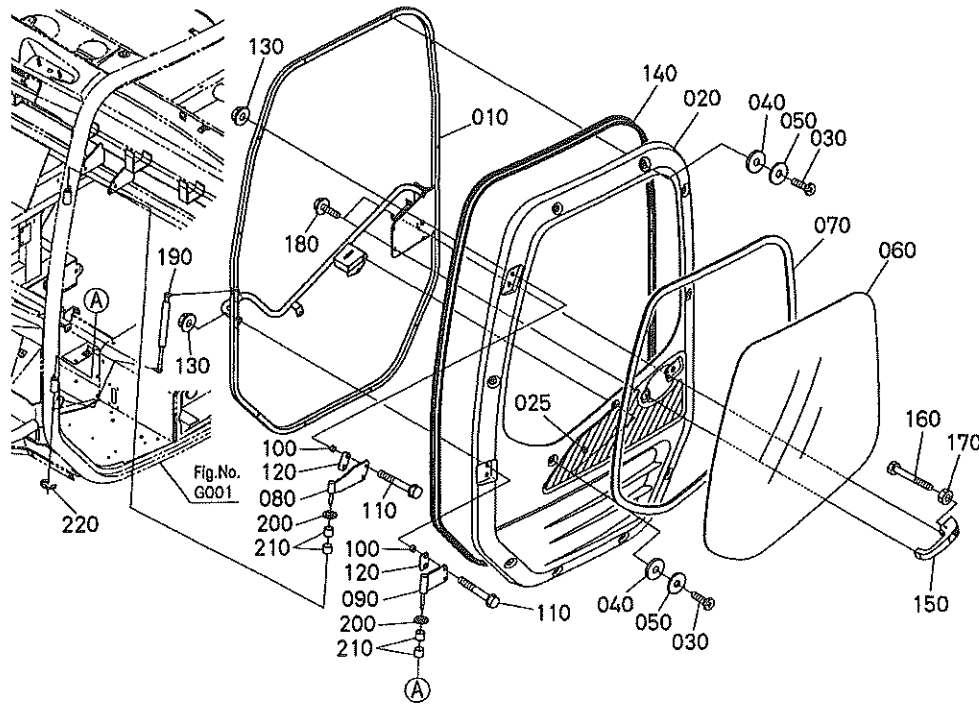
↔ Interchangeable; ≠ not interchangeable; ← new for old; → old for new



A:RTV1100CW B:RTV1100CR

REF. No. POS. No.	PART No. REFERENCE	PART NAME	DESIGNATION	Q' TY/S. No. Q' TE/No. S.		I. C.	REMARKS REMARQUES
				A	B		
010	K7711-5651-2	COVER, CENTER, UPPER	COUVERCLE	1	1		
020	K7711-5656-0	CUSHION, COVER CENTER	COUSSIN	3	3		
030	K1122-9181-0	NUT (M)	ECROU	5	5		
040	K1211-5436-0	SCREW, BUTTON	VIS	20	20		
050	K7711-5652-2	COVER, CENTER, UNDER	COUVERCLE	1	1		
060	K7711-5653-4	COVER, CENTER LH	COUVERCLE, CENTRE G.	1	1		
070	K7711-5658-0	COVER, FUSE BOX	COUVERCLE	1	1		
080	K7711-5669-2	GASKET	JOINT	1	1		
090	RA111-4369-0	NUT	ECROU	3	3		
100	55611-4421-0	PLATE, WASHER	RONDELLE	3	3		

N11501 DOOR LH PORTIERE GAUCHE



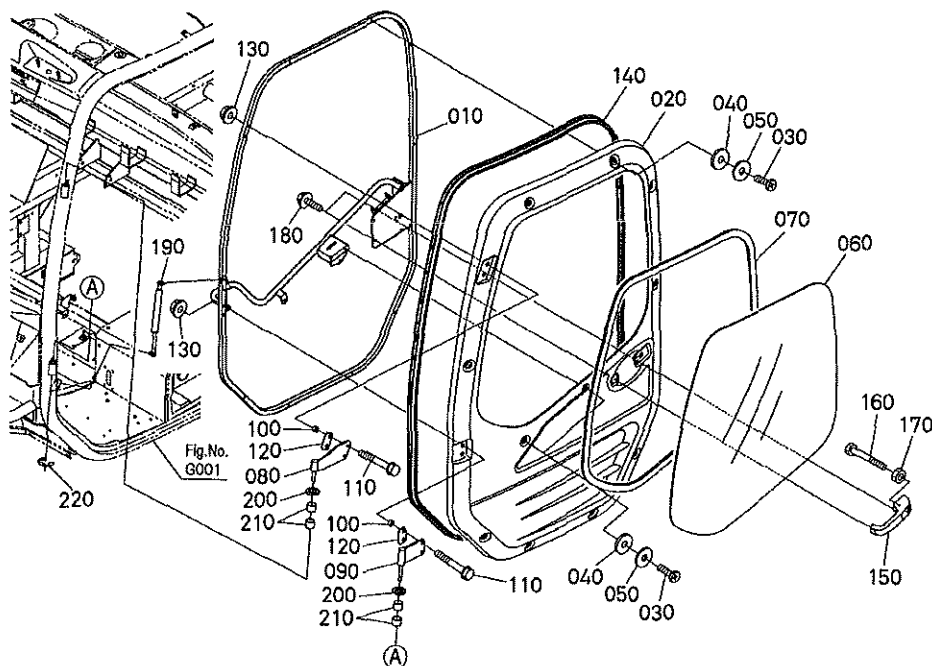
K7711-091-10

A:RTV1100CW B:RTV1100CR

REF. No. POS. No.	PART No. REFERENCE	PART NAME	DESIGNATION	Q' TY/S. No. Q' TE/No. S.		I. C.	REMARKS REMARQUES
				A	B		
010	K7711-2921-4	FRAME, DOOR LH	CADRE DE PORTE G.	1	-		
020	K7711-2922-6	DOOR (LH)	PORTE G.	1	-		
025	K7711-6517-2	LABEL DOOR, LH	ETIQUETTE G.	1	-		
030	K7711-2975-2	SCREW	VIS	11	-		
040	K7711-2976-0	GASKET, DOOR	JOINT	11	-		
050	04015-60060	WASHER, PLAIN	RONDELLE FREIN	11	-		
060	K7711-2923-0	GLASS LH	VERRE GAUCHE	1	-		
070	K7711-2941-0	TRIM, WINDOW	EQUILIBRAGE	1	-		
080	K7711-2924-3	HINGE, LH UPPER	PENTURE G.	1	-		
090	K7711-2925-0	HINGE, LH UNDER	PENTURE G.	1	-		
100	53696-4336-0	COLLAR	COLLIER	4	-		
110	K7711-2972-0	BOLT	VIS	4	-		
120	K7711-2973-0	GASKET, DOOR HINGE	JOINT	2	-		
130	02751-50080	NUT, FLANGE	ECROU A EMBASE	4	-		
140	K7711-2942-0	SHIELD, WEATHER STRIP	JOINT D'ETANCHEITE	1	-		
150	K7711-2943-0	COMP. HANDLE	POIGNEE	1	-		
160	01053-50650	BOLT	VIS	1	-		
170	02014-50060	NUT	ECROU	1	-		
180	01754-50620	BOLT, FLANGE	VIS DE BUTEE	3	-		
190	K7711-2949-0	DAMPER	AMORTISSEUR	1	-		
200	3F760-5346-0	BUSH	BAGUE	2	-		
210	08511-01010	BUSH	BAGUE	4	-		
220	04613-50080	CIR CLIP, EXTERNAL	CIRCLIP	1	-		

↔ Interchangeable; ≠ not interchangeable; ← new for old; → old for new

N11502 DOOR LH PORTIERE GAUCHE



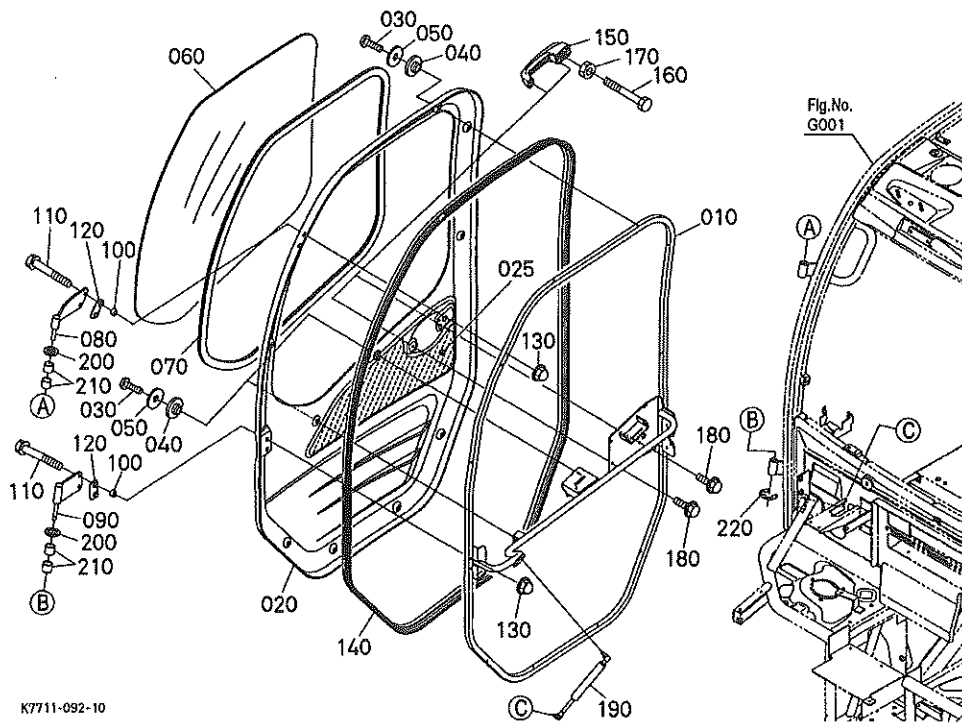
K7711-114-10

A:RTV1100CW B:RTV1100CR

REF. No. POS. No.	PART No. REFERENCE	PART NAME	DESIGNATION	Q' TY/S. No. Q' TE/No. S.		I. C.	REMARKS REMARQUES
				A	B		
010	K7711-2921-4	FRAME, DOOR LH	CADRE DE PORTE G.	-	1		
020	K7711-2961-3	DOOR (LH, CAMO)	PORTE G.	-	1		
030	K7711-2975-2	SCREW	VIS	-	11		
040	K7711-2976-0	GASKET, DOOR	JOINT	-	11		
050	04015-60060	WASHER, PLAIN	RONDELLE FREIN	-	11		
060	K7711-2923-0	GLASS LH	VERRE GAUCHE	-	1		
070	K7711-2941-0	TRIM, WINDOW	EQUILIBRAGE	-	1		
080	K7711-2924-3	HINGE, LH UPPER	PENTURE G.	-	1		
090	K7711-2925-0	HINGE, LH UNDER	PENTURE G.	-	1		
100	53696-4336-0	COLLAR	COLLIER	-	4		
110	K7711-2972-0	BOLT	VIS	-	4		
120	K7711-2973-0	GASKET, DOOR HINGE	JOINT	-	2		
130	02751-50080	NUT, FLANGE	ECROU A EMBASE	-	4		
140	K7711-2942-0	SHIELD, WEATHER STRIP	JOINT D'ETANCHEITE	-	1		
150	K7711-2943-0	COMP. HANDLE	POIGNEE	-	1		
160	01053-50650	BOLT	VIS	-	1		
170	02014-50060	NUT	ECROU	-	1		
180	01754-50620	BOLT, FLANGE	VIS DE BUTEE	-	3		
190	K7711-2949-0	DAMPER	AMORTISSEUR	-	1		
200	3F760-5346-0	BUSH	BAGUE	-	2		
210	08511-01010	BUSH	BAGUE	-	4		
220	04613-50080	CIR CLIP, EXTERNAL	CIRCLIP	-	1		

↔ Interchangeable; ≠ not interchangeable; ← new for old; → old for new

N12001 DOOR RH PORTIERE DROITE

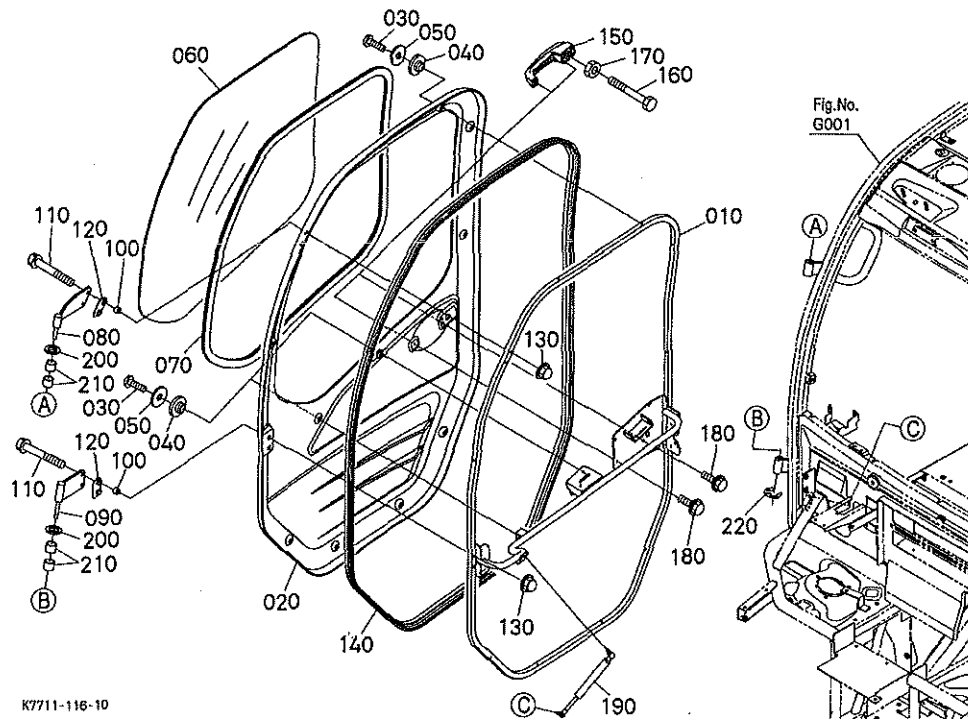


A:RTV1100CW B:RTV1100CR

REF. No. POS. No.	PART No. REFERENCE	PART NAME	DESIGNATION	Q' TY/S. No. Q' TE/No. S.		I. C.	REMARKS REMARQUES
				A	B		
010	K7711-2931-4	FRAME, DOOR RH	CADRE DE PORTE D.	1	-		
020	K7711-2932-6	DOOR, RH	PORTE D.	1	-		
025	K7711-6518-2	LABEL DOOR, RH	ETIQUETTE D.	1	-		
030	K7711-2975-2	SCREW	VIS	11	-		
040	K7711-2976-0	GASKET, DOOR	JOINT	11	-		
050	04015-60060	WASHER, PLAIN	RONDILLE FREIN	11	-		
060	K7711-2933-0	GLASS RH	VERRE DROITE	1	-		
070	K7711-2941-0	TRIM, WINDOW	EQUILIBRAGE	1	-		
080	K7711-2934-3	HINGE, RH UPPER	PENTURE D.	1	-		
090	K7711-2935-0	HINGE, RH UNDER	PENTURE D.	1	-		
100	53696-4336-0	COLLAR	COLLIER	4	-		
110	K7711-2972-0	BOLT	VIS	4	-		
120	K7711-2973-0	GASKET, DOOR HINGE	JOINT	2	-		
130	34070-7106-0	NUT, CAP	ECROU A BORGNE	4	-		
140	K7711-2942-0	SHIELD, WEATHER STRIP	JOINT D' ETANCHEITE	1	-		
150	K7711-2943-0	COMP. HANDLE	POIGNEE	1	-		
160	01053-50650	BOLT	VIS	1	-		
170	02014-50060	NUT	ECROU	1	-		
180	01754-50620	BOLT, FLANGE	VIS DE BUTEE	2	-		
190	K7711-2949-0	DAMPER	AMORTISSEUR	1	-		
200	3F760-5346-0	BUSH	BAGUE	2	-		
210	08511-01010	BUSH	BAGUE	4	-		
220	04613-50080	CIR CLIP, EXTERNAL	CIRCLIP	1	-		

↔ interchangeable; ≠ not interchangeable; ← new for old; → old for new

N12002 DOOR RH PORTIERE DROITE



K7711-116-10

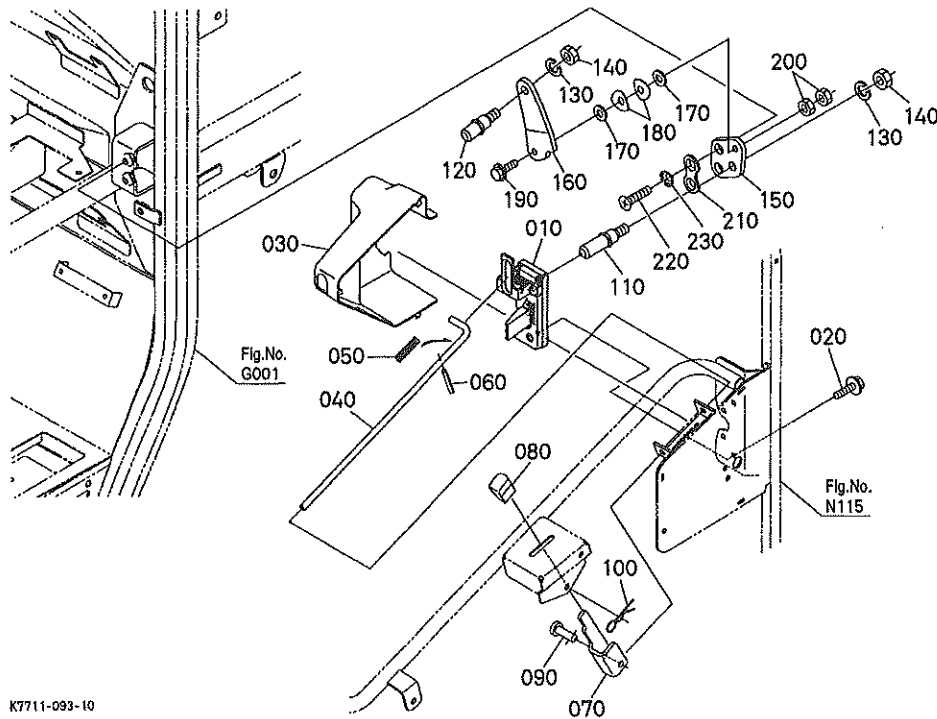
A:RTV1100CW B:RTV1100CR

REF. No. POS. No.	PART No. REFERENCE	PART NAME	DESIGNATION	Q' TY/S. No. Q' TE/No. S.		I. C.	REMARKS REMARQUES
				A	B		
010	K7711-2931-4	FRAME, DOOR RH	CADRE DE PORTE D.	-	1		
020	K7711-2962-3	DOOR, RH CAMO	PORTE D.	-	1		
030	K7711-2975-2	SCREW	VIS	-	11		
040	K7711-2976-0	GASKET, DOOR	JOINT	-	11		
050	04015-60060	WASHER, PLAIN	RONDELLE FREIN	-	11		
060	K7711-2933-0	GLASS RH	VERRE DROITE	-	1		
070	K7711-2941-0	TRIM, WINDOW	EQUILIBRAGE	-	1		
080	K7711-2934-3	HINGE, RH UPPER	PENTURE D.	-	1		
090	K7711-2935-0	HINGE, RH UNDER	PENTURE D.	-	1		
100	53696-4336-0	COLLAR	COLLIER	-	4		
110	K7711-2972-0	BOLT	VIS	-	4		
120	K7711-2973-0	GASKET, DOOR HINGE	JOINT	-	2		
130	34070-7106-0	NUT, CAP	ECROU A BORGNE	-	4		
140	K7711-2942-0	SHIELD, WEATHER STRIP	JOINT D' ETANCHEITE	-	1		
150	K7711-2943-0	COMP. HANDLE	POIGNEE	-	1		
160	01053-50650	BOLT	VIS	-	1		
170	02014-50060	NUT	ECROU	-	1		
180	01754-50620	BOLT, FLANGE	VIS DE BUTEE	-	2		
190	K7711-2949-0	DAMPER	AMORTISSEUR	-	1		
200	3F760-5346-0	BUSH	BAGUE	-	2		
210	08511-01010	BUSH	BAGUE	-	4		
220	04613-50080	CIR CLIP, EXTERNAL	CIRCLIP	-	1		

↔ Interchangeable; ≠ not interchangeable; ← new for old; → old for new

N130

DOOR LOCK LH SERRURE DE PORTIERE GAUCHE



K7711-093-10

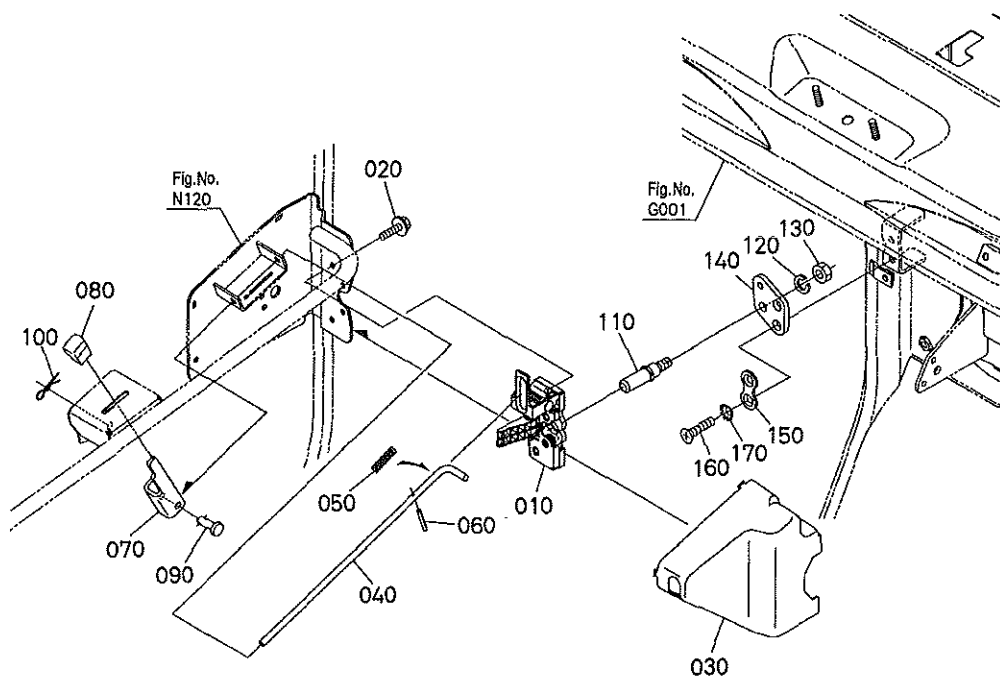
A:RTV1100CW B:RTV1100CR

REF. No. POS. No.	PART No. REFERENCE	PART NAME	DESIGNATION	Q' TY/S. No. Q' TE/No. S.		I. C.	REMARKS REMARQUES
				A	B		
010	K7711-2926-2	COMP. LOCK, DOOR LH	VERROU COMP. G.	1	1		
020	01754-50620	BOLT, FLANGE	VIS DE BUTEE	4	4		
030	K7711-2928-3	COVER, LATCH LH	COUVERCLE G.	1	1		
040	K7711-2946-0	ROD, DOOR	TRINGLE	1	1		
050	K7711-2947-0	SPRING, DOOR	RESSORT	1	1		
060	05411-02520	PIN, SPRING	GOUILLE-RESSORT	1	1		
070	K7711-2929-2	LEVER, DOOR LOCK LH	LEVIER G.	1	1		
080	TD060-9626-0	GRIP, AUX. CONTR. LEVER	POIGNEE DE LEVIER	1	1		
090	05122-50835	PIN, JOINT	GOUILLE	1	1		
100	05515-60800	PIN, SNAP	GOUILLE BETA	1	1		
110	K7711-2944-2	BOLT, STRIKER	VIS	1	1		
120	K7711-2945-0	BOLT, STRIKER	VIS	1	1		
130	04512-60120	WASHER, SPRING	RONDELLE GROWER	2	2		
140	02174-50120	NUT	ECROU	2	2		
150	K7711-2927-0	PLATE, STRIKER	PLAQUE	1	1		
160	K7711-2937-0	PLATE, STRIKER EXT	PLAQUE	1	1		
170	04013-60080	WASHER, PLAIN	RONDELLE FREIN	2	2		
180	66116-5153-0	SPRING, PLATE	RONDELLE BELLEVILLE	2	2		
190	01754-50830	BOLT, FLANGE	VIS DE BUTEE	1	1		
200	02112-50080	NUT	ECROU	2	2		
210	K7711-2948-0	PLATE, WASHER STRIKER	PLAQUE	1	1		
220	03016-50825	SCREW, CSK-HD	VIS	2	2		
230	04414-50080	WASHER, TOOTHED	RONDELLE	2	2		

↔ Interchangeable; ≠ not interchangeable; ← new for old; → old for new

N140

DOOR LOCK RH SERRURE DE PORTIERE DROITE



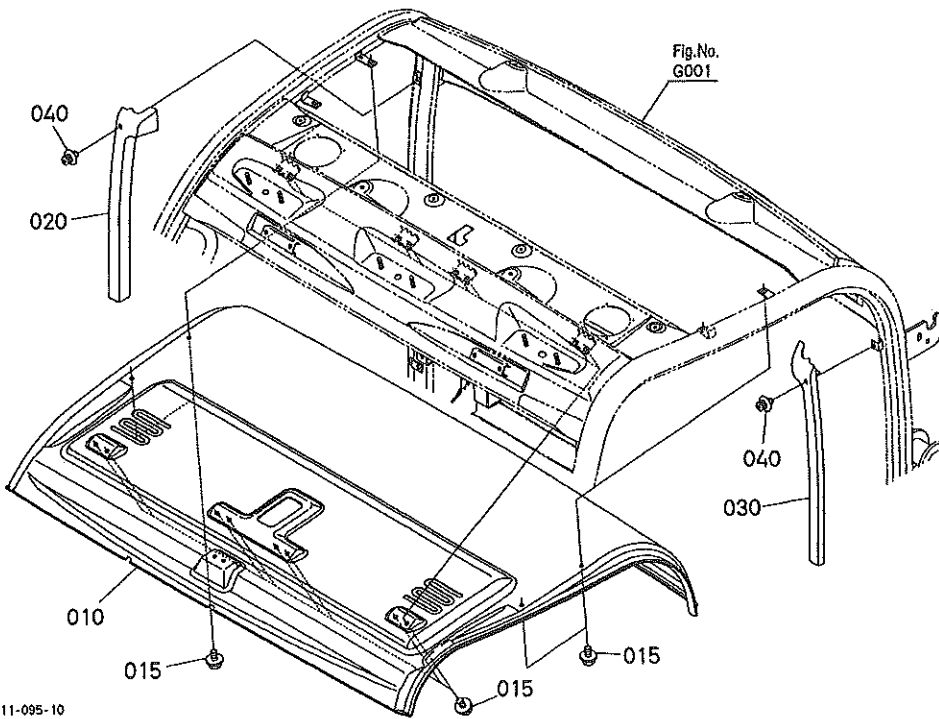
K7711-094-10

A:RTV1100CW B:RTV1100CR

REF. No. POS. No.	PART No. REFERENCE	PART NAME	DESIGNATION	Q' TY/S. No. Q' TE/No. S.		I. C.	REMARKS REMARQUES
				A	B		
010	K7711-2936-2	COMP. LOCK, DOOR RH	VERROU COMP. D.	1	1		
020	01754-50620	BOLT, FLANGE	VIS DE BUTEE	4	4		
030	K7711-2938-3	COVER, LATCH RH	COUVERCLE D.	1	1		
040	K7711-2946-0	ROD, DOOR	TRINGLE	1	1		
050	K7711-2947-0	SPRING, DOOR	RESSORT	1	1		
060	05411-02520	PIN, SPRING	GOUPILLE-RESSORT	1	1		
070	K7711-2939-2	LEVER, DOOR LOCK RH	LEVIER D.	1	1		
080	TD060-9626-0	GRIP, AUX. CONTR. LEVER	POIGNEE DE LEVIER	1	1		
090	05122-50835	PIN, JOINT	GOUPILLE	1	1		
100	05515-60800	PIN, SNAP	GOUPILLE BETA	1	1		
110	K7711-2944-2	BOLT, STRIKER	VIS	1	1		
120	04512-60120	WASHER, SPRING	RONDELLE GROWER	1	1		
130	02174-50120	NUT	ECROU	1	1		
140	K7711-2927-0	PLATE, STRIKER	PLAQUE	1	1		
150	K7711-2948-0	PLATE, WASHER STRIKER	PLAQUE	1	1		
160	03016-50825	SCREW, CSK-HD	VIS	2	2		
170	04414-50080	WASHER, TOOTHED	RONDELLE	2	2		

↔ Interchangeable; ≠ not interchangeable; ← new for old; → old for new

N145 INNER ROOF TOIT INTERNE



K7711-095-10

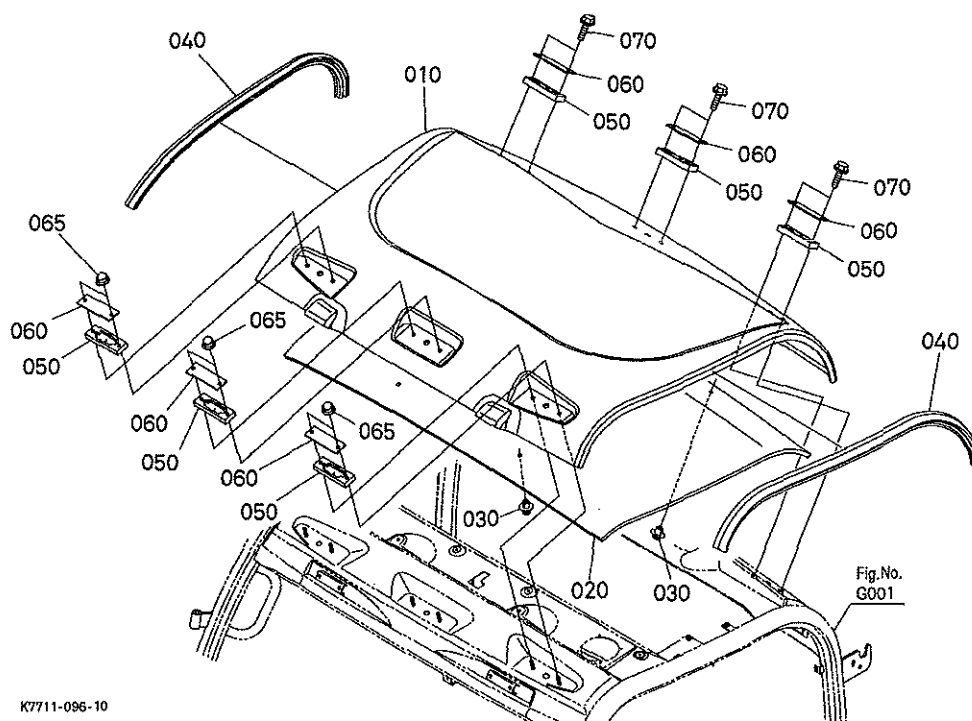
A:RTV1100CW B:RTV1100CR

REF. No. POS. No.	PART No. REFERENCE	PART NAME	DESIGNATION	Q' TY/S. No. Q' TE/No. S.		i. c.	REMARKS REMARQUES
				A	B		
010	K7711-2851-3	ROOF, INNER	TOIT INTERNE	1	1		
015	01754-60610	BOLT, FLANGE	VIS DE BUTEE	14	14		
030	K7711-2853-0	PILLAR, INNER LH	PILLER G.	1	1		
040	K7711-2854-0	PILLAR, INNER RH	PILLER D.	1	1		
050	5K215-6127-0	FASTENER	ATTACHE	2	2		

↔ Interchangeable; ≠ not interchangeable; ← new for old; → old for new

N150

OUTER ROOF TOIT EXTERNE

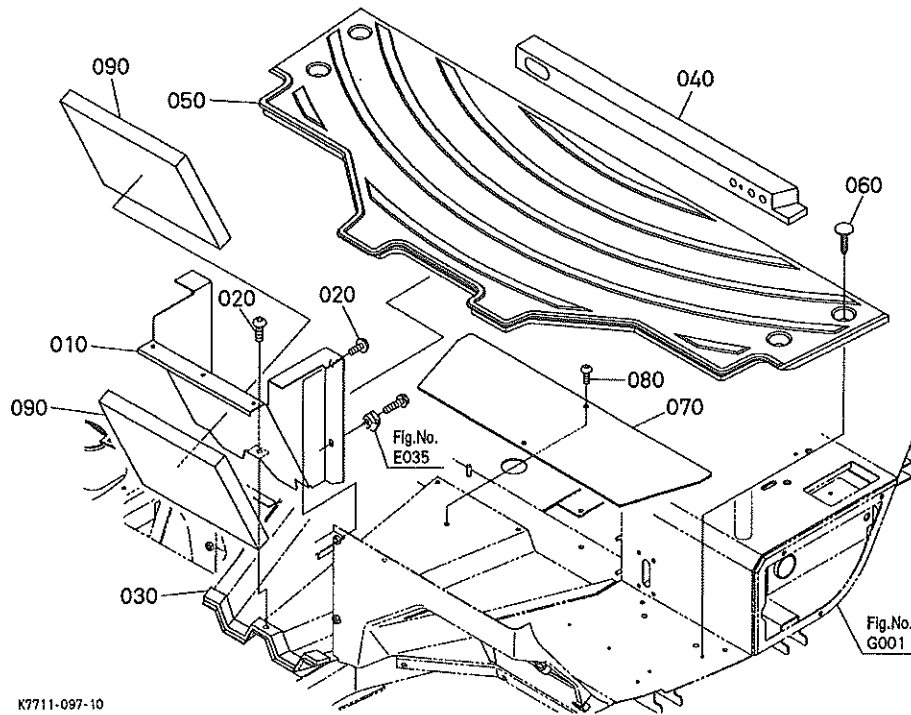


K7711-096-10

A:RTV1100CW B:RTV1100CR

REF. No. POS. No.	PART No. REFERENCE	PART NAME	DESIGNATION	Q' TY/S. No. Q' TE/No. S.		I. C.	REMARKS REMARQUES
				A	B		
010	K7711-2841-3	ROOF, OUTER	TOIT EXTERNE	1	-		
010	K7711-2844-2	ROOF, OUTER	TOIT EXTERNE	-	1		
020	K7711-2842-2	MAT, ROOF	TAPIS	1	1		
030	5K215-6127-0	FASTENER	ATTACHE	4	4		
040	K7711-2843-0	SEAL, ROOF OUTER	JOINT	2	2		
050	K7711-2847-2	GASKET	JOINT	6	6		
060	K7711-2848-0	PLATE, OUTER ROOF	PLAQUE	6	6		
065	34070-7106-0	NUT, CAP	ECROU A BORGNE	6	6		
070	01754-60840	BOLT, FLANGE	VIS DE BUTEE	6	6		

↔ Interchangeable; ≠ not interchangeable; ← new for old; → old for new

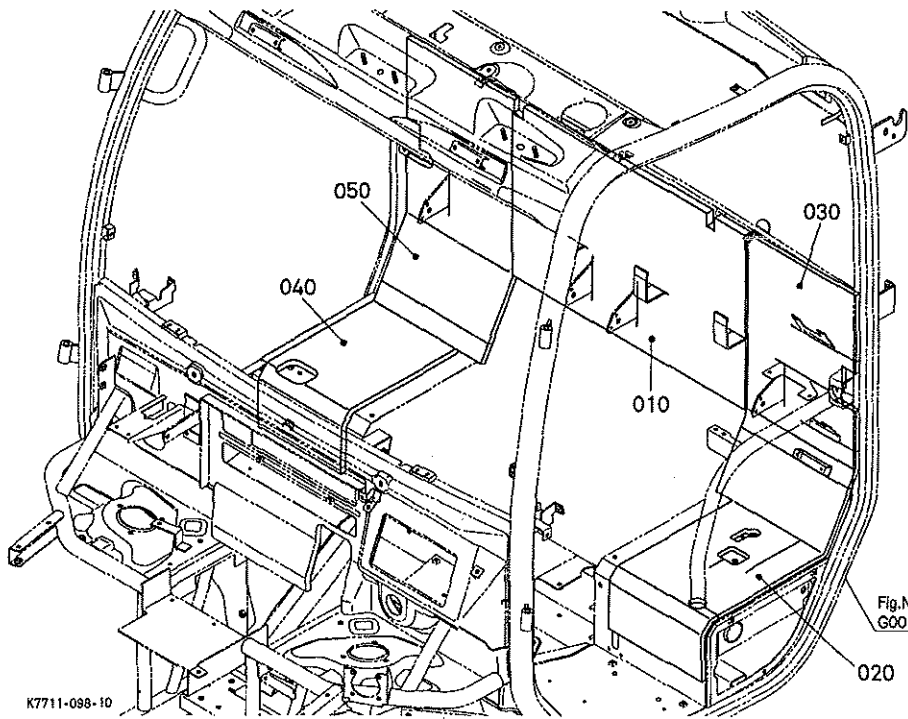


K7711-097-10

A:RTV1100CW B:RTV1100GR

REF. No. POS. No.	PART No. REFERENCE	PART NAME	DESIGNATION	Q' TY/S. No. Q' TE/No. S.		I. C.	REMARKS REMARQUES
				A	B		
010	K7711-5535-2	COVER, FRONT CENTER	COUVERCLE CENTRE	1	1		
020	K1211-5436-0	SCREW, BUTTON	VIS	5	5		
030	K7711-5541-0	SEAL	JOINT	1	1		
040	K7711-5542-0	SEAL	JOINT	1	1		
050	K7711-5531-0	MAT, STEP	REPOSE PIED	1	1		
060	K7711-5537-0	CLIP	ATTACHE	4	4		
070	K7711-5513-0	COVER, STEP	COUVERCLE DE MARCHE	1	1		
080	K1211-5436-0	SCREW, BUTTON	VIS	2	2		
090	K7711-5675-0	ABSORBER, FRONT LOWER	INSONORISANT	2	2		

↔ Interchangeable; ≠ not interchangeable; ← new for old; → old for new

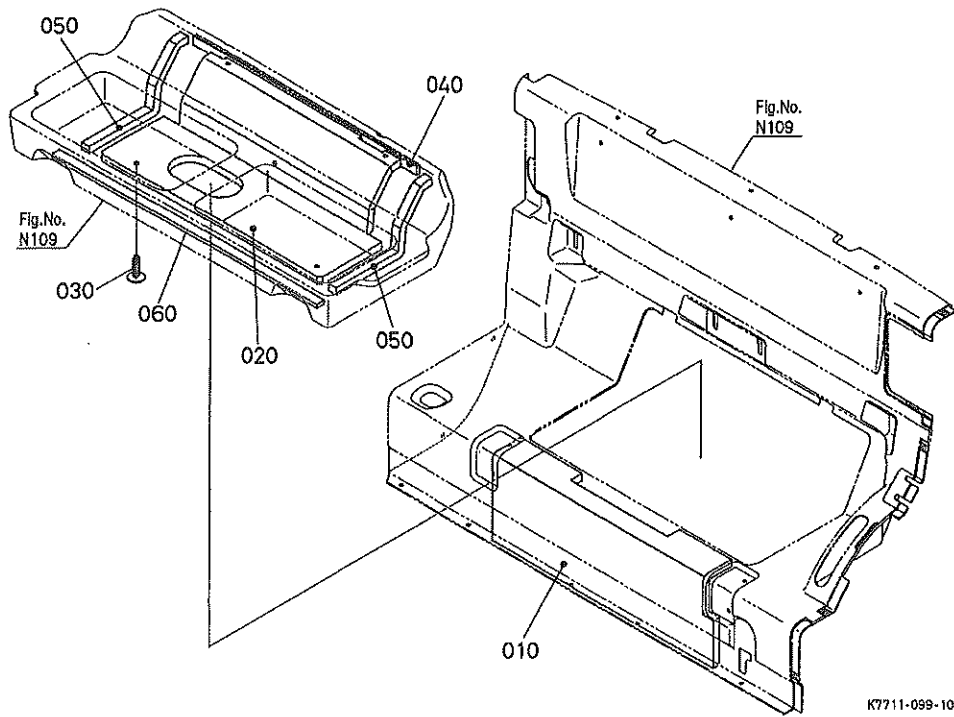


A:RTV1100CW B:RTV1100CR

REF. No. POS. No.	PART No. REFERENCE	PART NAME	DESIGNATION	Q' TY/S. No. Q' TE/No. S.		I. C.	REMARKS REMARQUES
				A	B		
010	K7711-5678-0	INSULATION, HEAT	ISOLATION	1	1		
020	K7711-5679-2	ABSORBER, CENTER LH	INSONORISANT G.	1	1		
030	K7711-5680-2	ABSORBER, CENTER LH	INSONORISANT G.	1	1		
040	K7711-5681-3	ABSORBER, CENTER RH	INSONORISANT D.	1	1		
050	K7711-5682-0	ABSORBER, CENTER RH	INSONORISANT D.	1	1		

↔ Interchangeable; ≠ not interchangeable; ← new for old; → old for new

N175 INSULATION PLATE 1 (CENTER)
 PLAQUE D' ISOLATION 1 (CENTRAL)



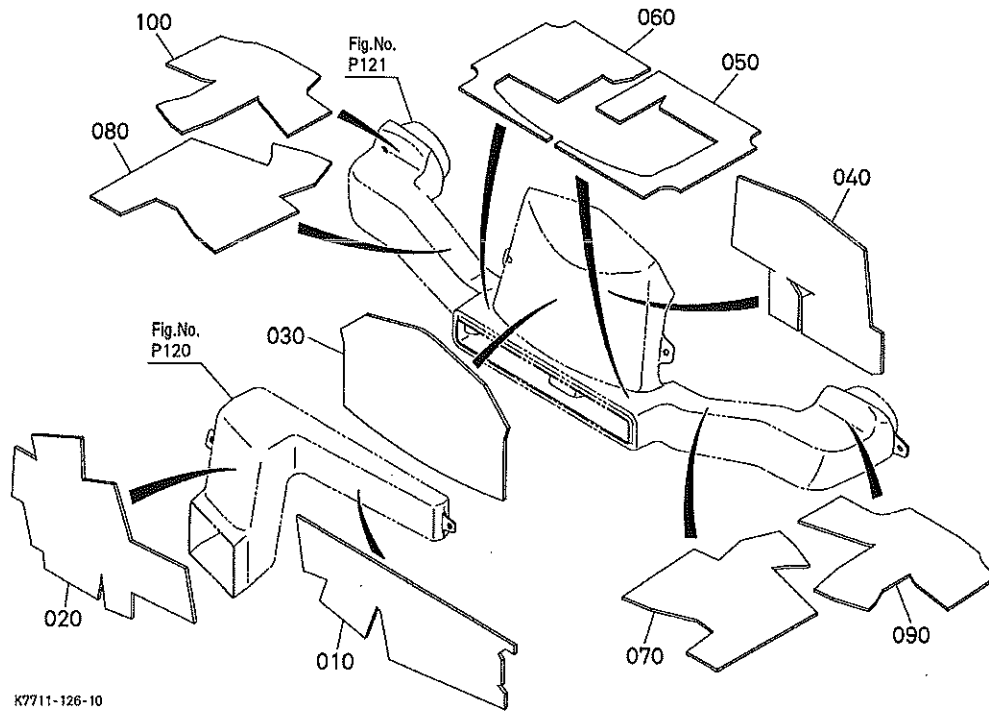
A:RTV1100CW B:RTV1100CR

REF. No. POS. No.	PART No. REFERENCE	PART NAME	DESIGNATION	Q' TY/S. No. Q' TE/No. S.		I. C.	REMARKS REMARQUES
				A	B		
010	K7711-5676-2	INSULATION, HEAT	ISOLATION	1	1		
020	K7711-5677-3	INSULATION, HEAT	ISOLATION	1	1		
030	K7711-5537-0	CLIP	ATTACHE	5	5		
040	K7711-5921-2	SEAL, COVER CENTER	JOINT COUVERCLE	1	1		
050	K7711-5922-2	SEAL, COVER CENTER	JOINT COUVERCLE	2	2		
060	K7711-5923-2	SEAL, COVER CENTER	JOINT COUVERCLE	1	1		

↔ Interchangeable; ≠ not interchangeable; ← new for old; → old for new

N176

INSULATION PLATE 2 (DUCT)
PLAQUE D' ISOLATION 2 (CONDUITE)



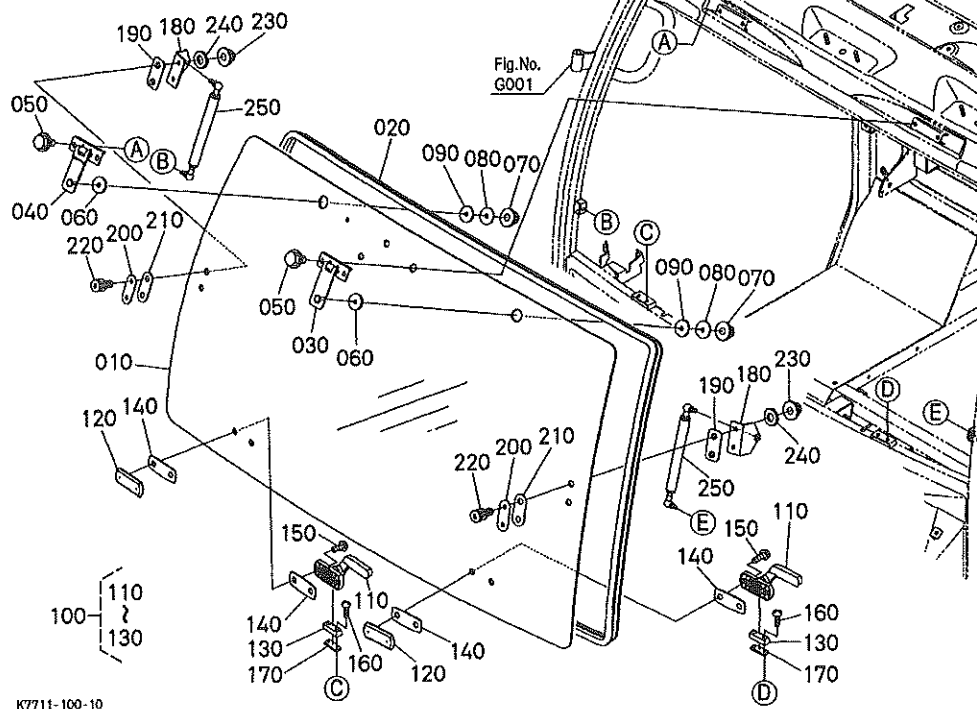
K7711-126-10

A:RTV1100CW B:RTV1100CR

REF. No. POS. No.	PART No. REFERENCE	PART NAME	DESIGNATION	Q' TY/S. No. Q' TE/No. S.		I. C.	REMARKS REMARQUES
				A	B		
010	K7711-8861-2	INSULATION, DUCT	ISOLATION	1	1		
020	K7711-8862-2	INSULATION, DUCT	ISOLATION	1	1		
030	K7711-8863-2	INSULATION, DUCT	ISOLATION	1	1		
040	K7711-8864-2	INSULATION, DUCT	ISOLATION	1	1		
050	K7711-8865-2	INSULATION, DUCT	ISOLATION	1	1		
060	K7711-8866-2	INSULATION, DUCT	ISOLATION	1	1		
070	K7711-8867-2	INSULATION, DUCT	ISOLATION	1	1		
080	K7711-8868-2	INSULATION, DUCT	ISOLATION	1	1		
090	K7711-8869-2	INSULATION, DUCT	ISOLATION	1	1		
100	K7711-8870-2	INSULATION, DUCT	ISOLATION	1	1		

N201

FRONT GLASS GLACE AVANT



K7711-100-10

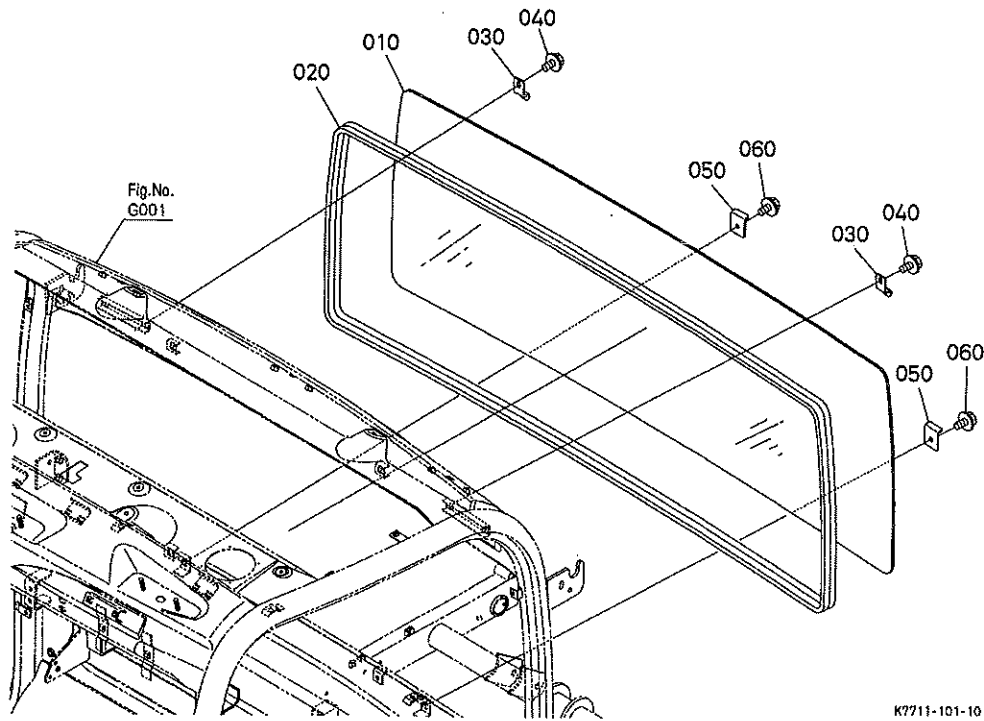
A:RTV1100CW B:RTV1100CR

REF. No. POS. No.	PART No. REFERENCE	PART NAME	DESIGNATION	Q' TY/S. No. Q' TE/No. S.		I. C.	REMARKS REMARQUES
				A	B		
010	K7711-2811-2	WINDOW	VERRE	1	1		
020	K7711-2821-0	STRIP, FRONT WEATHER	GARNITURE	1	1		
030	K7711-2835-2	HINGE LH	PENTURE G.	1	1		
040	K7711-2852-0	HINGE RH	PENTURE D.	1	1		
050	01754-60816	BOLT, FLANGE	VIS DE BUTEE	4	4		
060	K7711-2866-0	GASKET, FRONT GLASS	JOINT	2	-		
060	T0270-7080-0	GASKET, DOOR HINGE	JOINT	-	2		
070	34070-7106-0	NUT, CAP	ECROU A BORGNE	2	2		
080	K7711-2868-0	WASHER, PLAIN	RONDELLE FREIN	2	2		
090	K7711-2867-0	GASKET, HINGE	JOINT	2	2		
100	T0270-8450-0	COMP. HANDLE	POIGNEE	2	2		
110	T0180-8351-0	HANDLE, BODY	POIGNEE	2	2		
120	T0180-8352-0	COVER, HANDLE	COUVERCLE	2	2		
130	T0270-7109-0	BRACKET, HANDLE COMP.	SUPPORT	2	2		
140	T0270-6177-0	GASKET	JOINT	4	4		
150	T0180-8361-0	SCREW, PAN-HD	VIS	4	4		
160	T0180-8356-0	SCREW, PAN-HD	VIS	4	4		
170	T0270-7107-0	HOLDER	SUPPORT	2	2		
180	K7711-2826-0	HOLDER, DAMPER	SUPPORT	2	2		
190	K7711-2827-0	GASKET	JOINT	2	2		
200	K7711-2828-0	PLATE, DAMPER	PLAQUE	2	2		
210	34070-7563-0	SEAL, HATCH LH	JOINT	2	2		
220	36919-5408-0	SCREW	VIS	4	4		
230	34070-7106-0	NUT, CAP	ECROU A BORGNE	4	4		
240	34070-7105-0	WASHER	RONDELLE	4	4		
250	K7711-2820-0	DUMPER, FRONT GLASS	AMORTISSEUR	2	2		

↔ Interchangeable; ≠ not interchangeable; ← new for old; → old for new

N225

HATCH BACK GLASS GLACE DE ARRIERE



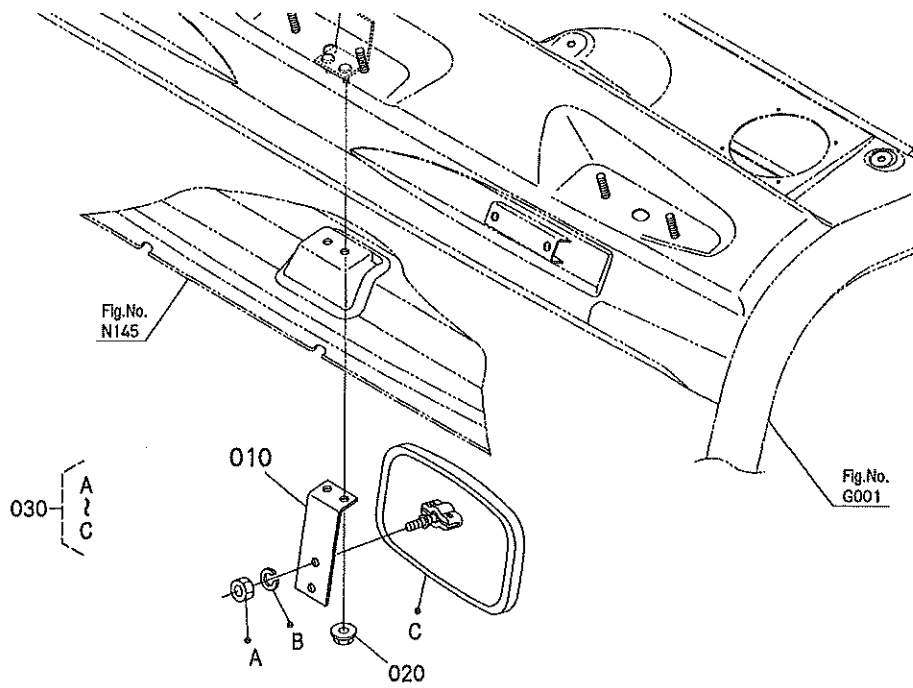
A:RTV1100CW B:RTV1100CR

REF. No. POS. No.	PART No. REFERENCE	PART NAME	DESIGNATION	Q' TY/S. No.		I. C.	REMARKS REMARQUES
				A	B		
010	K7711-2814-0	GLASS, REAR	VERRE DE HINTERTEIL	1	1		
020	K7711-2824-0	STRIP, REAR WEATHER	GARNITURE	1	1		
030	K7711-2838-0	PLATE, RETAINER	PLAQUE	2	2		
040	01754-60816	BOLT, FLANGE	VIS DE BUTEE	2	2		
050	K7711-2839-2	PLATE, REAR GLASS	PLAQUE	2	2		
060	01754-60816	BOLT, FLANGE	VIS DE BUTEE	2	2		

↔ Interchangeable; ≠ not interchangeable; ← new for old; → old for new

N301

**ROOM MIRROR
MIROIR DE CABINE**



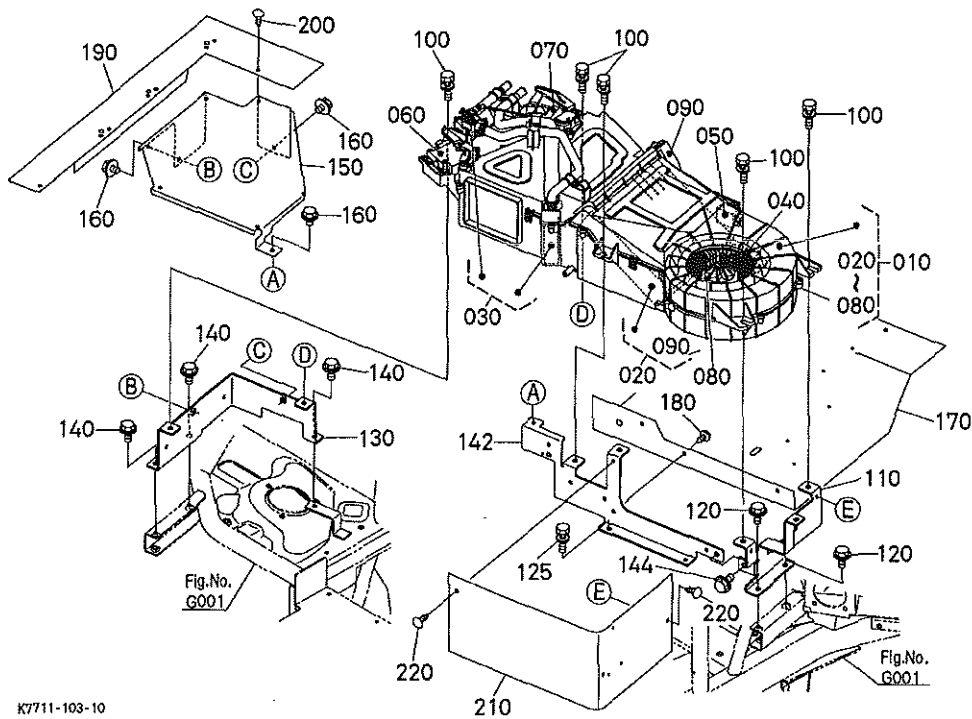
K7711-102-10

A:RTV1100CW B:RTV1100CR

REF. No. POS. No.	PART No. REFERENCE	PART NAME	DESIGNATION	Q' TY/S. No. Q' TE/No. S.		I. C.	REMARKS REMARQUES
				A	B		
010	K7711-2865-0	STAY, REARVIEW MIRROR	SUPPORT	1	1		
020	02751-60060	NUT, FLANGE	ECROU A EMBASE	2	2		
030	T1415-7441-0	MIRROR, ROOM	MIROIR	1	1		

P105

AIR CONDITIONER
AIR CONDITIONNEUR



K7711-103-10

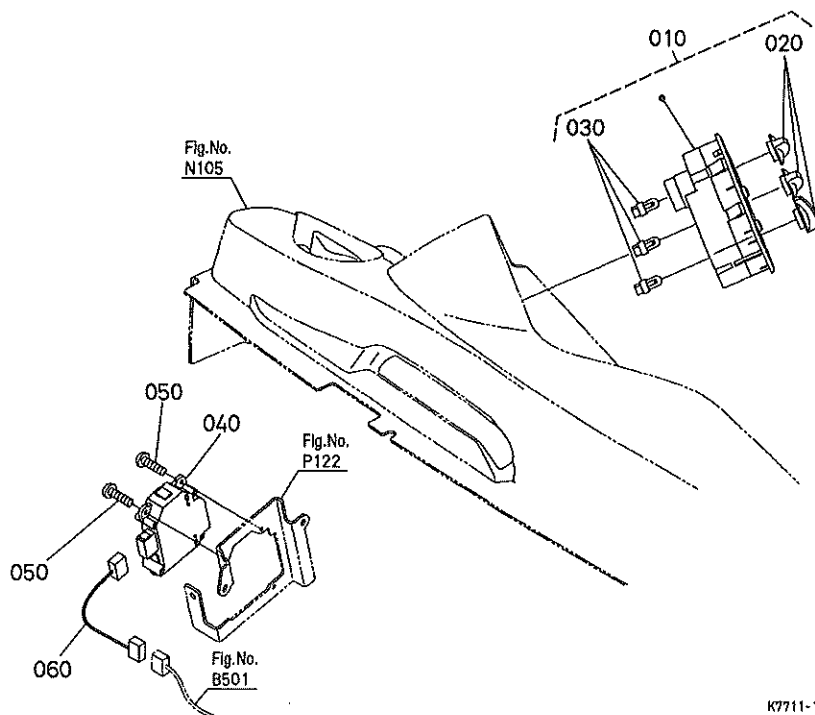
A:RTV1100CW B:RTV1100CR

REF. No. POS. No.	PART No. REFERENCE	PART NAME	DESIGNATION	Q' TY/S. No. Q' TE/No. S.		I. C.	REMARKS REMARQUES
				A	B		
010	3A851-5003-3	UNIT, AIR-CONDITIONER	CLIMATISEUR D' AIR	1	1		
020	3A851-7210-0	ASSY EVAPORATOR	ENS. EVAPORATEUR	1	1		
030	3A851-7213-0	ASSY CORE, HEATER	ENS. NOYAU	1	1		
040	3A851-7218-0	REGISTER, BLOWER	RESISTANCE	1	1		
050	T1065-7216-0	THERMOSTAT	THERMOSTAT	1	1		
060	3A851-7219-0	MOTER, SERVO THERMO.	MOTEUR DE SERVO	1	1		
070	T1275-7220-0	MOTOR, SERVO CHANGE	MOTEUR DE SERVO	1	1		
080	3A851-7215-0	ASSY MOTOR	ENSEMBLE DE MOTEUR	1	1		
090	3A851-7217-0	VALVE, EXPANSION	SOUPAPE	1	1		
100	01125-50825	BOLT	VIS	5	5		
110	K7711-8712-2	BRACKET, AIR-CON	SUPPORT	1	1		
120	01754-50816	BOLT, FLANGE	VIS DE BUTEE	2	2		
125	01125-50825	BOLT	VIS	1	1		
130	K7711-8713-0	BRACKET, AIR-CON	SUPPORT	1	1		
140	01754-50816	BOLT, FLANGE	VIS DE BUTEE	3	3		
142	K7711-8714-2	BRACKET, AIR-CON	SUPPORT	1	1		
144	01754-50816	BOLT, FLANGE	VIS DE BUTEE	1	1		
150	K7711-8715-2	COVER, A/C	COUVERCLE	1	1		
160	01754-50612	BOLT, FLANGE	VIS DE BUTEE	3	3		
170	K7711-8716-0	SHEET, A/C	PLAQUE	1	1		
180	K1211-8456-0	PUSH RIVET	RIVET	4	4		
190	K7711-8721-0	SHEET, A/C	PLAQUE	1	1		
200	K1211-8456-0	PUSH RIVET	RIVET	5	5		
210	K7711-8723-0	SHEET, A/C	PLAQUE	1	1		
220	K1211-8456-0	PUSH RIVET	RIVET	3	3		

↔ Interchangeable; ≠ not interchangeable; ← new for old; → old for new

P110

AIR CONDITIONER OPERATION OPERATION DU AIR CONDITIONNEUR

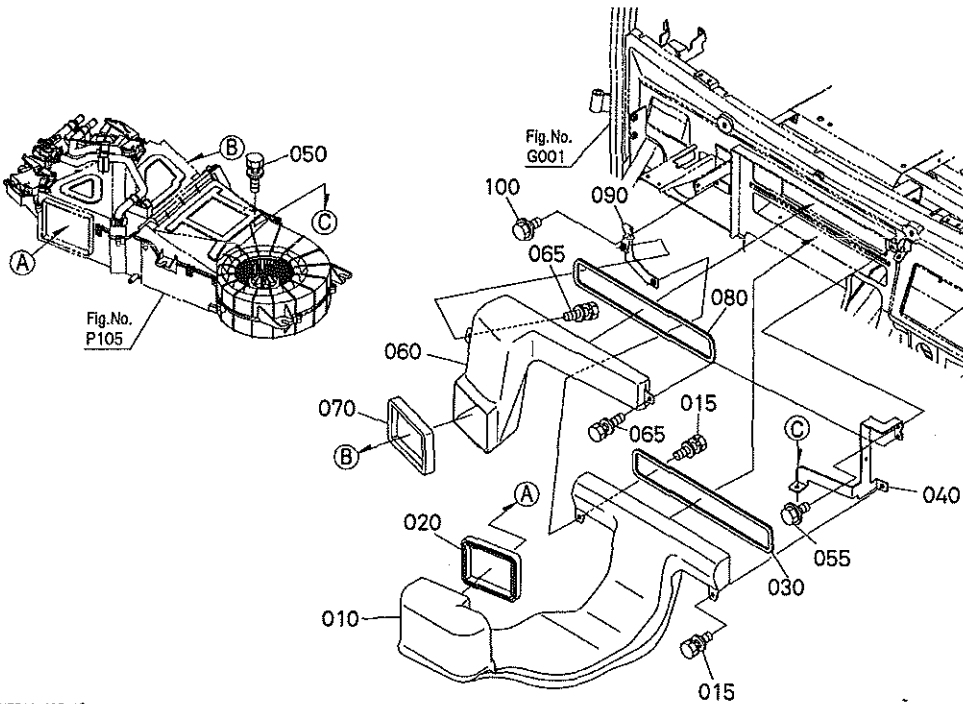


K7711-104-10

A:RTV1100CW B:RTV1100CR

REF. No. POS. No.	PART No. REFERENCE	PART NAME	DESIGNATION	Q' TY/S. No. Q' TE/No. S.		I. C.	REMARKS REMARQUES
				A	B		
010	K7711-6320-0	ASSY PANEL, AIR-CON.	ENS. PANNEAU	1	1		
020	T1275-8721-0	KNOB	BOUTON	3	3		
030	T1275-8722-0	BULB	AMPOULE	3	3		
040	3C581-7221-0	MOTOR, SERVO CHANGE	MOTEUR DE SERVO	1	1		
050	03054-50412	SCREW, PAN-HEAD	VIS	2	2		
060	K7711-6129-0	WIRE HARNESS, A/C	FAISCEAU ELECTRIQUE	1	1		

↔ Interchangeable; ≠ not interchangeable; ← new for old; → old for new



K7711-105-10

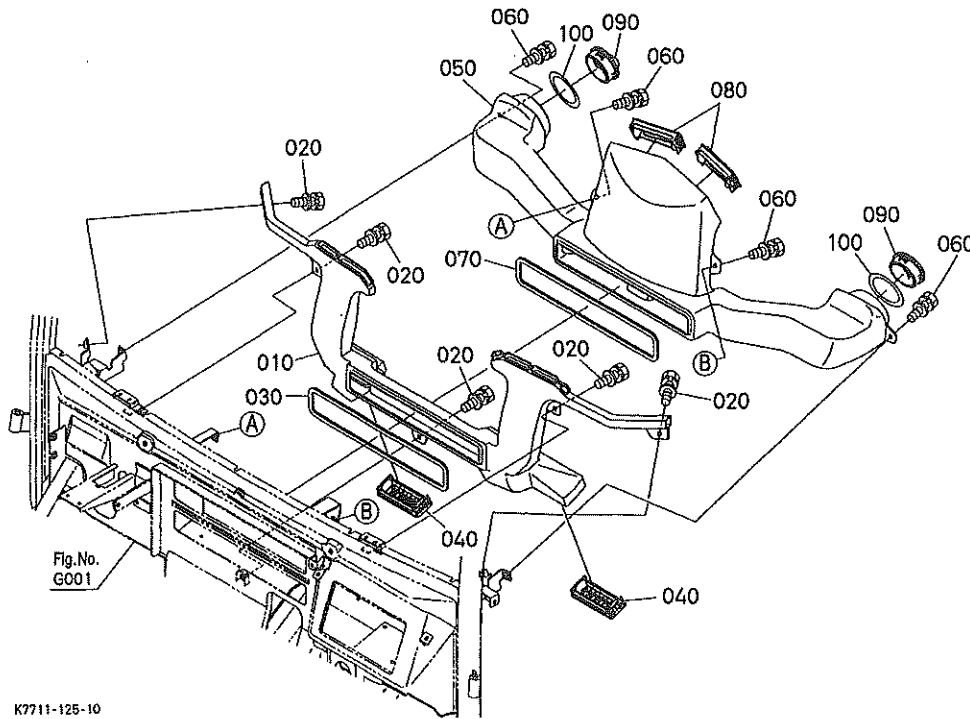
A:RTV1100CW B:RTV1100CR

REF. No. POS. No.	PART No. REFERENCE	PART NAME	DESIGNATION	Q' TY/S. No. Q' TE/No. S.		I. C.	REMARKS REMARQUES
				A	B		
010	K7711-8812-0	DUCT	CONDUIT	1	1		
015	01125-60820	BOLT	VIS	2	2		
020	K7711-8851-0	SEAL, DUCT	JOINT	1	1		
030	K7711-8852-0	GASKET, DUCT	JOINT	1	1		
040	K7711-8825-3	STAY, DUCT	SUPPORT	1	1		
050	01125-50825	BOLT	VIS	1	1		
055	01754-50816	BOLT, FLANGE	VIS DE BUTEE	1	1		
060	K7711-8813-0	DUCT, FACE	CONDUIT	1	1		
065	01125-60820	BOLT	VIS	2	2		
070	K7711-8856-0	SEAL, DUCT	JOINT	1	1		
080	K7711-8852-0	GASKET, DUCT	JOINT	1	1		
090	K7711-8826-2	STAY, DUCT	SUPPORT	1	1		
100	01754-50816	BOLT, FLANGE	VIS DE BUTEE	1	1		

↔ interchangeable; ≠ not interchangeable; ← new for old; → old for new

P121

AIR CONDITIONER DUCT 2 (REAR) CONDUITE DE AIR CONDITIONNEUR 2 (ARRIERE)



K7711-125-10

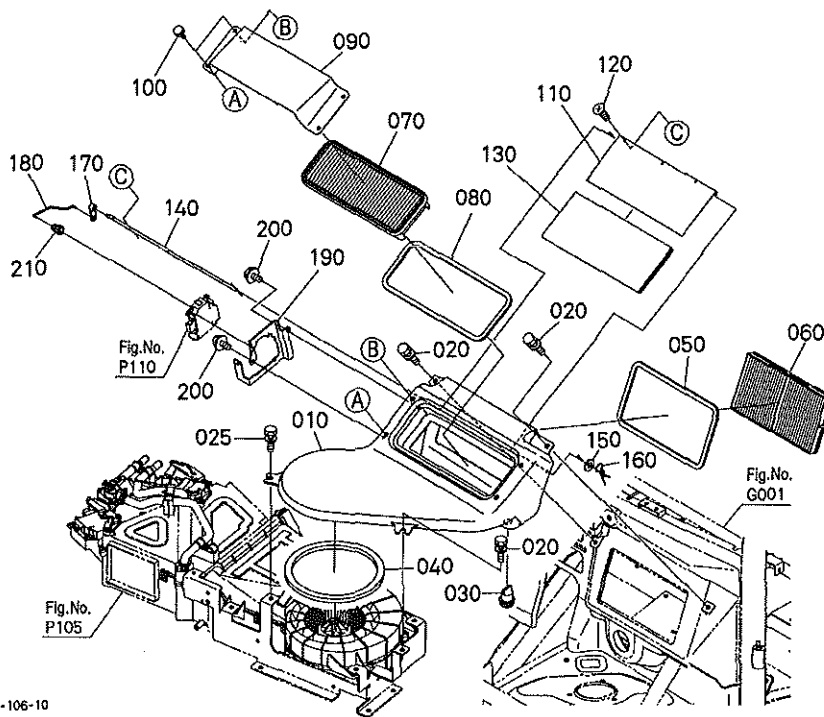
A:RTV1100CW B:RTV1100CR

REF. No. POS. No.	PART No. REFERENCE	PART NAME	DESIGNATION	Q' TY/S. No. Q' TE/No. S.		I. C.	REMARKS REMARQUES
				A	B		
010	K7711-8814-0	DUCT	CONDUIT	1	1		
020	01125-60820	BOLT	VIS	5	5		
030	K7711-8852-0	GASKET, DUCT	JOINT	1	1		
040	K7711-8891-0	GRILLE	CALANDRE	2	2		
050	K7711-8815-0	DUCT, FACE	CONDUIT	1	1		
060	01125-60820	BOLT	VIS	4	4		
070	K7711-8852-0	GASKET, DUCT	JOINT	1	1		
080	K7711-8891-0	GRILLE	CALANDRE	2	2		
090	K7711-8892-0	GRILLE	CALANDRE	2	2		
100	K7711-8893-0	SEAL, DUCT	JOINT ROND	2	2		

↔ Interchangeable; ≠ not interchangeable; ← new for old; → old for new

P122

BLOWER DUCT
CONDUIT DE SOUFFLANTE



K7711-106-10

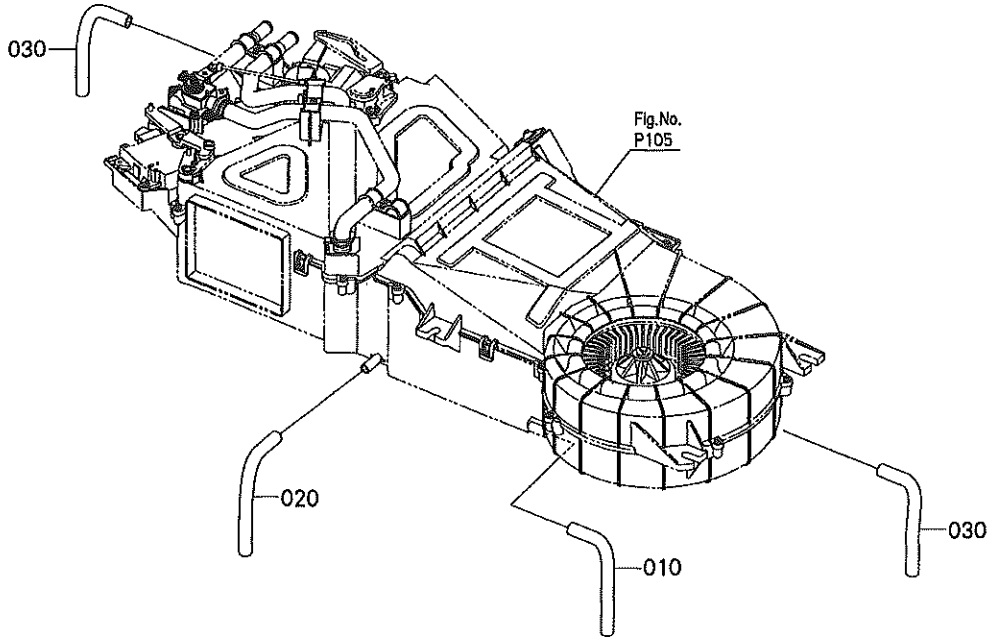
A:RTV1100CW B:RTV1100CR

REF. No. POS. No.	PART No. REFERENCE	PART NAME	DESIGNATION	Q' TY/S. No. Q' TE/No. S.		I. C.	REMARKS REMARQUES
				A	B		
010	K7711-8811-2	DUCT, BLOWER	CONDUIT	1	1		
020	01125-60820	BOLT	VIS	3	3		
025	01125-60820	BOLT	VIS	1	1		
030	K7711-8819-0	VALVE, DRAIN DUCT	SOUPAPE	1	1		
040	K7711-8841-0	GASKET, BLOWER DUCT	JOINT	1	1		
050	K7711-8842-0	GASKET, BLOWER DUCT	JOINT	1	1		
060	K7711-8838-0	FILTER	FILTRE	1	1		
070	TA043-7160-0	FILTER, PAPER	FILTRE	1	1		
080	K7711-8843-0	SEAL, FILTER	JOINT	1	1		
090	K7711-8839-2	COVER, FILTER	COUVERCLE	1	1		
100	K7711-5663-0	SCREW	VIS	4	4		
110	K7711-8831-3	DOOR, AIR	PORTE	1	1		
120	03056-50312	SCREW, CSK-HD	VIS	3	3		
130	K7711-8836-0	SEAL, DOOR AIR	JOINT	1	1		
140	K7711-8832-2	SHAFT	ARBRE	1	1		
150	04013-60060	WASHER, PLAIN	RONDELLE FREIN	1	1		
160	05525-60600	PIN, SNAP	GOUPILE BETA	1	1		
170	K7711-8833-0	LEVER, DOOR	LEVIER	1	1		
180	K7711-8834-0	ROD, AIR	BIELLETTTE	1	1		
190	K7711-8837-0	BRACKET, MOTOR	SUPPORT	1	1		
200	01754-50612	BOLT, FLANGE	VIS DE BUTEE	2	2		
210	K7711-8835-0	LEVER, MOTOR	LEVIER	1	1		

↔ Interchangeable; ≠ not interchangeable; ← new for old; → old for new

P125

DRAIN HOSE (AIR CONDITIONER)
TUYAU DE DRAINAGE (AIR CONDITIONNEUR)

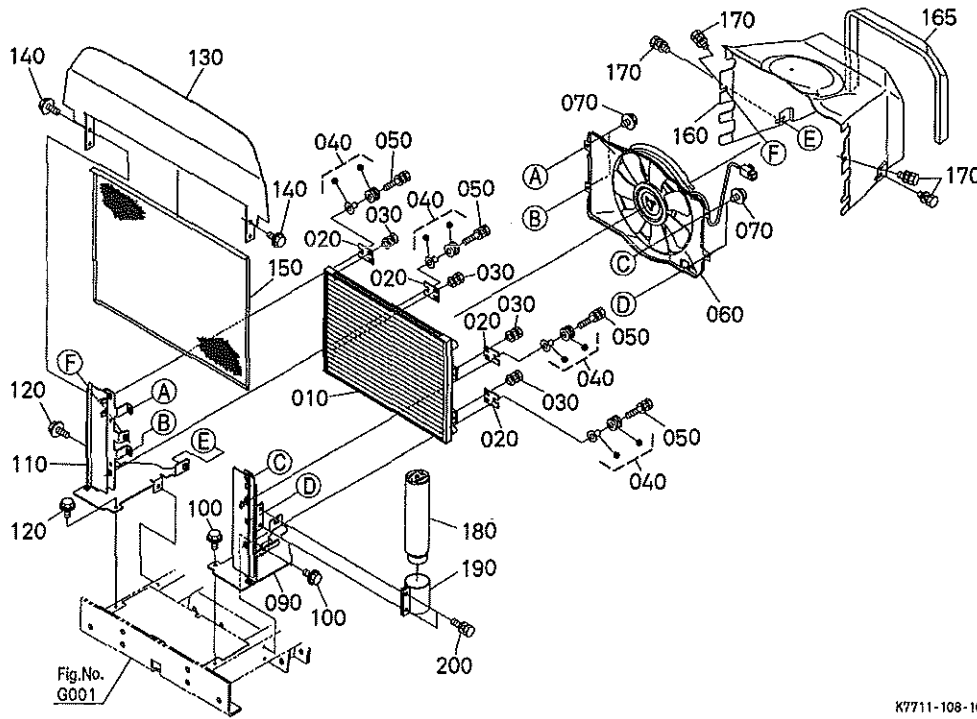


K7711-107-10

A:RTV1100GW B:RTV1100CR

REF. No. POS. No.	PART No. REFERENCE	PART NAME	DESIGNATION	Q' TY/S. No. Q' TE/No. S.		I. C.	REMARKS REMARQUES
				A	B		
010	K7711-8717-0	HOSE, DRAIN	TUYAU PURGE	1	1		
020	K7711-8718-0	HOSE, DRAIN	TUYAU PURGE	1	1		
030	K7711-8719-0	HOSE, DRAIN	TUYAU PURGE	2	2		

↔ interchangeable; ≠ not interchangeable; ← new for old; → old for new

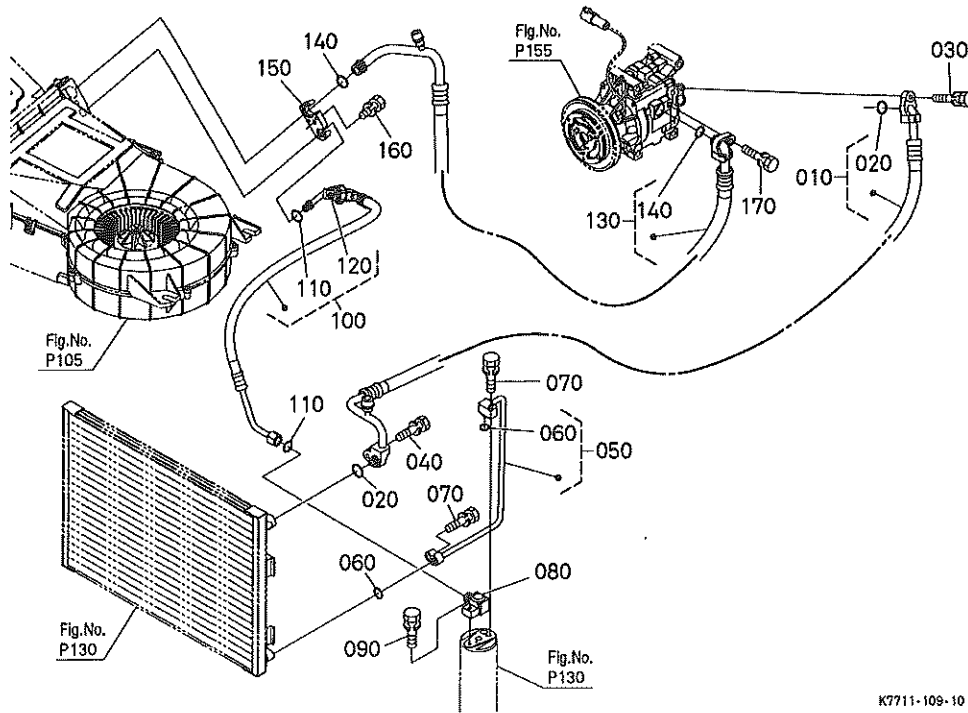


K7711-108-10

A:RTV1100CW B:RTV1100CR

REF. No. POS. No.	PART No. REFERENCE	PART NAME	DESIGNATION	Q' TY/S. No. Q' TE/No. S.		I. C.	REMARKS REMARQUES
				A	B		
010	K7711-8761-0	CONDENSER	CONDENSATEUR	1	1		
020	K7711-8763-0	BRACKET, CONDENSER	PALIER	4	4		
030	01025-50612	BOLT	VIS	8	8		
040	K7711-8764-0	BUSH, CONDENSER	BAGUE	4	4		
050	01125-50835	BOLT	VIS	4	4		
060	K7711-6331-0	ASSY FAN, CONDENSER	ENS. VENTILATEUR	1	1		
070	01754-50612	BOLT, FLANGE	VIS DE BUTEE	4	4		
080		BLANK	BLANC	-	-		
090	K7711-8766-4	SUPPORT LH	SUPPORT D.	1	1		
100	01754-50816	BOLT, FLANGE	VIS DE BUTEE	2	2		
110	K7711-8767-0	SUPPORT RH	SUPPORT G.	1	1		
120	01754-50816	BOLT, FLANGE	VIS DE BUTEE	2	2		
130	K7711-8769-3	PLATE, CONDENSER	PLAQUE	1	1		
140	01754-50816	BOLT, FLANGE	VIS DE BUTEE	4	4		
150	K7711-8765-3	NET, CONDENSER	FILET	1	1		
160	K7711-8768-2	SHROUD, FAN CONDENSER	DEFLECTEUR DE VENTIL	1	1		
165	K7711-8759-0	SEAL, SHROUD COND.	JOINT	1	1		
170	01125-60816	BOLT	VIS	4	4		
180	T0070-7927-0	TANK, RECEIVER	RESERVOIR	1	1		
190	T0180-7938-0	HOLDER, RECEIVER	SUPPORT DE RECIPIENT	1	1		
200	01123-50820	BOLT	VIS	2	2		

↔ Interchangeable; ≠ not interchangeable; ← new for old; → old for new



K7711-109-10

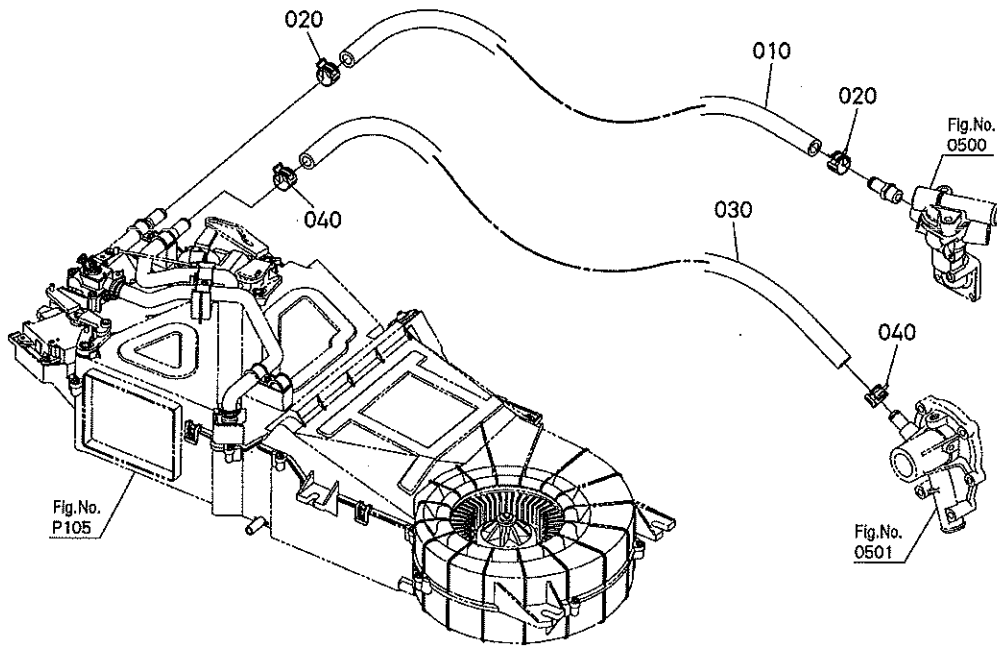
A:RTV1100CW B:RTV1100CR

REF. No. POS. No.	PART No. REFERENCE	PART NAME	DESIGNATION	Q' TY/S. No. Q' TE/No. S.		I. C.	REMARKS REMARQUES
				A	B		
010	K7711-8751-0	HOSE, DISCHARGE	TUYAU DE REFOULEMENT	1	1		
020	33760-5697-0	O RING	JOINT TORIQUE	2	2		
030	01023-50635	BOLT	VIS	1	1		
040	01023-50625	BOLT	VIS	1	1		
050	K7711-8752-0	TUBE, LIQUID	TUYAU	1	1		
060	33760-5696-0	O RING	JOINT TORIQUE	2	2		
070	01023-50625	BOLT	VIS	2	2		
080	38710-5007-0	JOINT, RECEIVER	RACCORD DE TUYAU	1	1		
090	01023-50625	BOLT	VIS	1	1		
100	K7711-8753-0	HOSE, LIQUID	TUYAU	1	1		
110	33760-5696-0	O RING	JOINT TORIQUE	2	2		
120	3A761-9629-0	ASSY SWITCH, PRESSURE	ENS. COMMUTATEUR	1	1		
130	K7711-8754-0	HOSE, SUCTION	TUYAU DE SUCCION	1	1		
140	33760-5698-0	O RING	JOINT TORIQUE	2	2		
150	T1275-7235-0	JOINT	RACCORD	1	1		
160	01754-50620	BOLT, FLANGE	VIS DE BUTEE	1	1		
170	01023-50635	BOLT	VIS	1	1		

↔ Interchangeable; ≠ not interchangeable; ← new for old; → old for new

P145

HEATER HOSE
TUYAU DE CHAUFFAGE



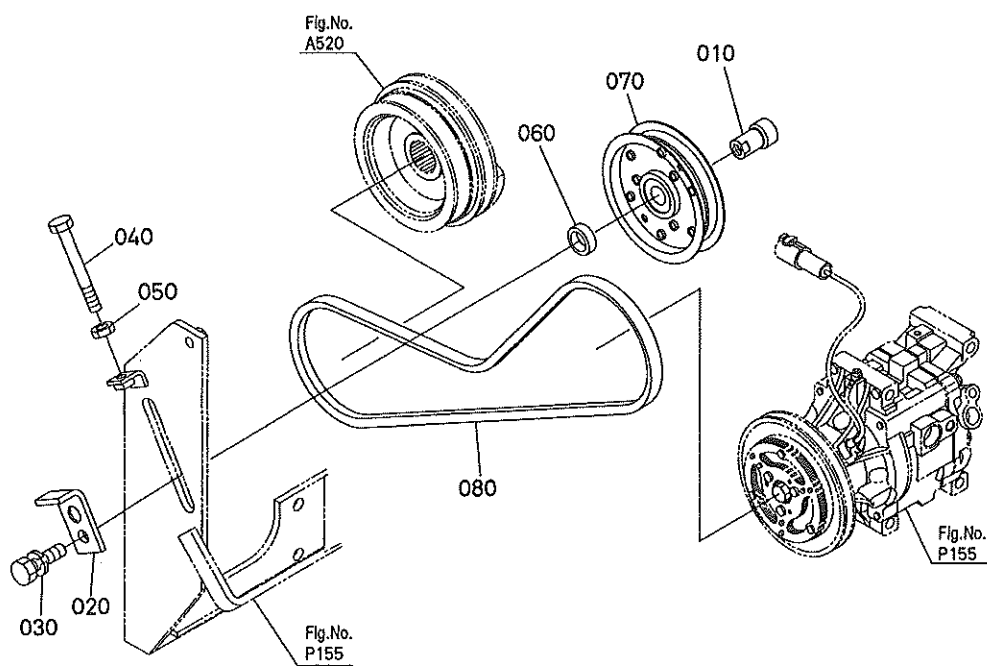
K7711-110-10

A:RTV1100CW B:RTV1100CR

REF. No. POS. No.	PART No. REFERENCE	PART NAME	DESIGNATION	Q' TY/S. No. Q' TE/No. S.		I. C.	REMARKS REMARQUES
				A	B		
010	K7711-8791-0	HOSE, HEATER. IN	TUYAU DE CHAUFFAGE	1	1		
020	K7711-8793-0	CLAMP, HOSE	COLLIER DE DURITE	2	2		
030	K7711-8792-0	HOSE, HEATER. OUT	TUYAU DE CHAUFFAGE	1	1		
040	K7711-8793-0	CLAMP, HOSE	COLLIER DE DURITE	2	2		

↔ Interchangeable; ≠ not interchangeable; ← new for old; → old for new

P150 TENSION PULLEY POULIE DE TENSION

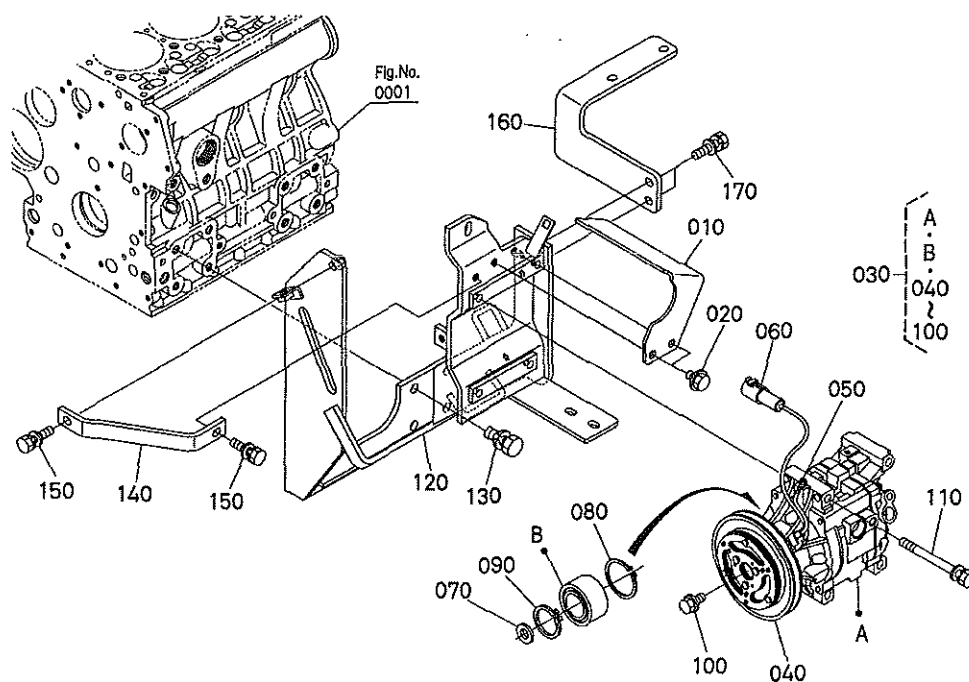


K7711-111-10

A:RTV1100CW B:RTV1100CR

REF. No. POS. No.	PART No. REFERENCE	PART NAME	DESIGNATION	Q' TY/S. No. Q' TE/No. S.		I. C.	REMARKS REMARQUES
				A	B		
010	K7711-8781-0	SHAFT, TENSION PULLEY	ARBRE POULIE TENSION	1	1		
020	K7711-8784-0	STOPPER, TENS. PULLY	POINTEAU D' ARRET	1	1		
030	01133-51025	BOLT	VIS	1	1		
040	01155-50880	BOLT	VIS	1	1		
050	02114-50080	NUT	ECROU	1	1		
060	K7711-8782-0	SPACER, PULLY A/C	ENTRETOISE	1	1		
070	K7711-8783-0	PULLEY, TENSION	POULIE DE TENSION	1	1		
080	K7711-8785-0	V BELT, A/C	COURROIE EN V	1	1		

↔ Interchangeable; ≠ not interchangeable; ← new for old; → old for new



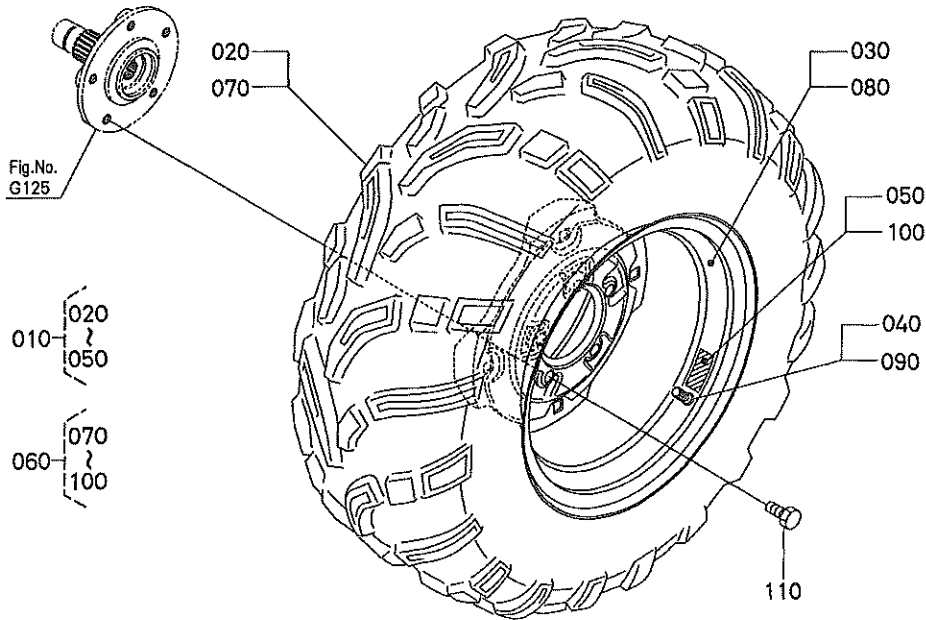
K7711-112-10

A:RTV1100CW B:RTV1100CR

REF. No. POS. No.	PART No. REFERENCE	PART NAME	DESIGNATION	Q' TY/S. No. Q' TE/No. S.		I. C.	REMARKS REMARQUES
				A	B		
010	K7711-8131-3	GUARD, ALTERNATOR	PROTECTEUR	1	1		
020	01754-50812	BOLT, FLANGE	VIS DE BUTEE	2	2		
030	6A671-9711-0	ASSY COMPRESSOR	ENS. COMPRESSEUR	1	1		
040	6A671-9731-0	ASSY CLUTH, MAGNETIC	EMBAYAGE COMPLET	1	1		
050	T1065-8732-0	SCREW, WITH WASHER	VIS	1	1		
060	6A671-9741-0	ASSY WIRE	ENS. HARNESS	1	1		
070	T1065-8734-0	SHIM	CALE	1	1		0.10mm
070	T1065-8735-0	SHIM	CALE	1	1		0.15mm
070	T1065-8736-0	SHIM	CALE	1	1		0.40mm
070	T1065-8737-0	SHIM	CALE	1	1		0.60mm
070	T1065-8738-0	SHIM	CALE	1	1		1.00mm
080	T1065-8744-0	CIR CLIP, EXTERNAL	CIRCLIP	1	1		
090	T1065-8745-0	CIR CLIP, EXTERNAL	CIRCLIP	1	1		
100	T1065-8746-0	BOLT, CLUTCH	VIS DE EMBRAYAGE	1	1		
110	01125-50880	BOLT	VIS	4	4		
120	K7711-8771-4	BRACKET, COMPRESSOR	SUPPORT DE COMPRESS.	1	1		
130	01133-51020	BOLT	VIS	4	4		
140	K7711-8773-0	STAY, BRACKET A/C	SUPPORT	1	1		
150	01125-50825	BOLT	VIS	2	2		
160	K7711-8774-0	STAY, BRACKET A/C	SUPPORT	1	1		
170	01125-50825	BOLT	VIS	2	2		

↔ Interchangeable; ≠ not interchangeable; ← new for old; → old for new

R10101 FRONT WHEEL (25*10-12)
ROUE AVANT (25*10-12)



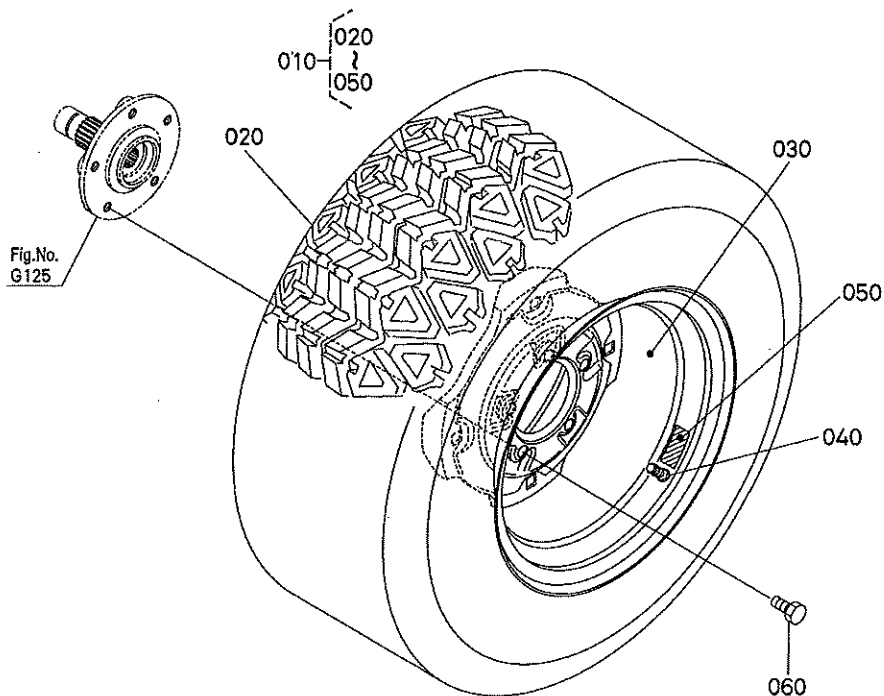
K7561-098-10

A:RTV1100GW B:RTV1100GR

REF. No. POS. No.	PART No. REFERENCE	PART NAME	DESIGNATION	Q' TY/S. No. Q' TE/No. S.		I. C.	REMARKS REMARQUES
				A	B		
010	K7561-1911-0	ASSY TIRE L	ENS. PNEU G.	1	1		
020	K7561-1912-0	TIRE	PNEU	1	1		
030	K7561-1913-0	WHEEL	ROUE	1	1		
040	66120-1719-0	VALVE, TIRE	SOUPAPE	1	1		
050	---	LABEL L	ETIQUETTE G.	1	1		
060	K7561-1916-0	ASSY TIRE R	ENS. PNEU D.	1	1		
070	K7561-1912-0	TIRE	PNEU	1	1		
080	K7561-1913-0	WHEEL	ROUE	1	1		
090	66120-1719-0	VALVE, TIRE	SOUPAPE	1	1		
100	---	LABEL, R	ETIQUETTE D.	1	1		
110	K3211-1712-0	BOLT, WHEEL	VIS DE ROUE	10	10		

(↔) Interchangeable; (≠) not interchangeable; (←) new for old; (→) old for new

R10102 FRONT WHEEL (25*10-12) ROUE AVANT (25*10-12)

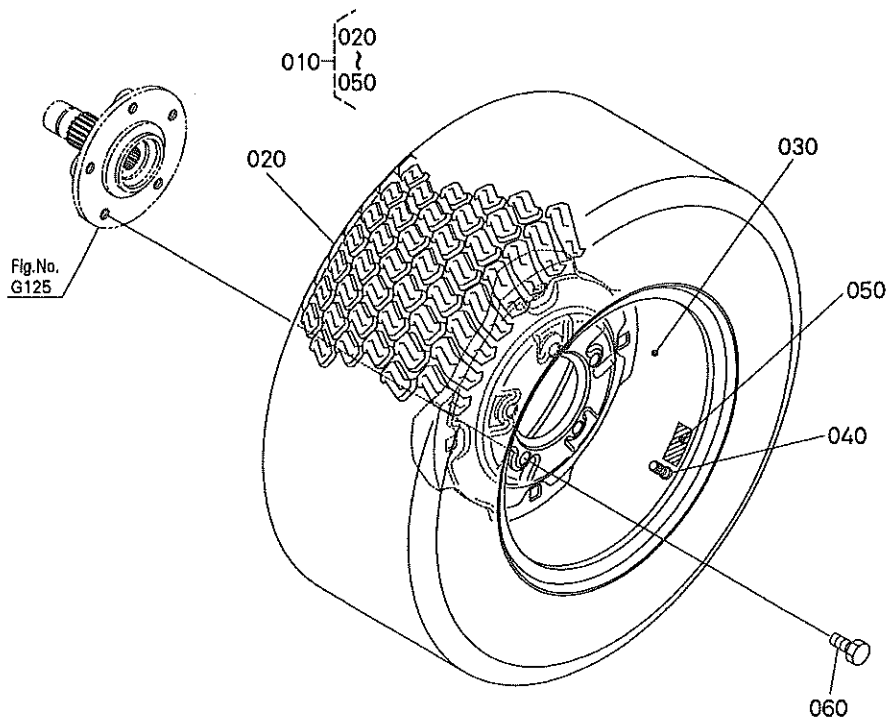


K7561-099-10

A:RTV1100CW B:RTV1100CR

REF. No. POS. No.	PART No. REFERENCE	PART NAME	DESIGNATION	Q' TY/S. No. Q' TE/No. S.		I. C.	REMARKS REMARQUES
				A	B		
010	K7561-1931-0	ASSY TIRE	ENS. PNEU	2	2		
020	K7561-1932-0	TIRE	PNEU	2	2		
030	K7561-1913-0	WHEEL	ROUE	2	2		
040	66120-1719-0	VALVE, TIRE	SOUPAPE	2	2		
050	----	LABEL	ETIQUETTE	2	2		
060	K3211-1712-0	BOLT, WHEEL	VIS DE ROUE	10	10		

R10103 FRONT WHEEL (25*12-12) ROUE AVANT (25*12-12)

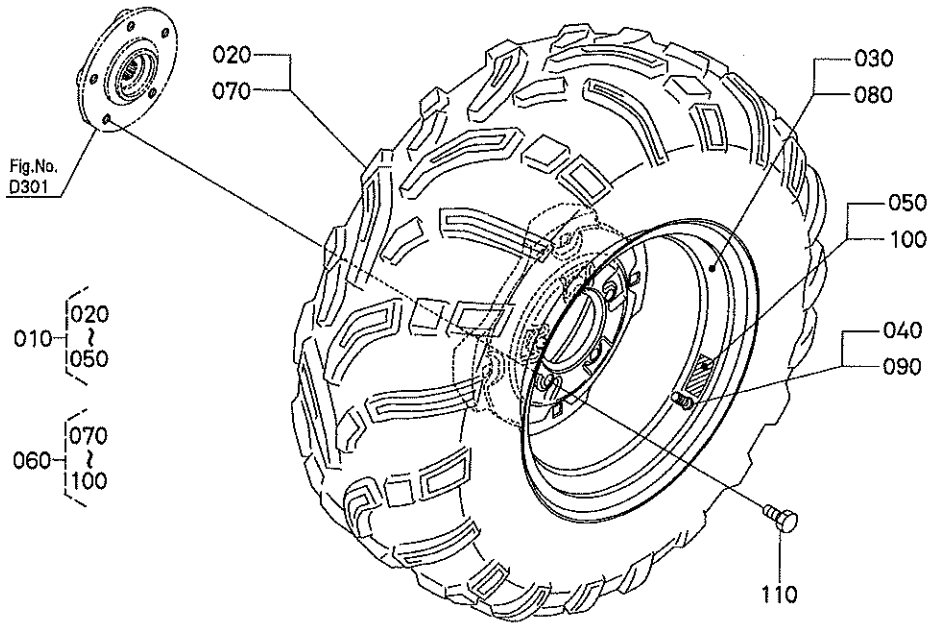


K7561-211-10

A:RTV1100GW B:RTV1100CR

REF. No. POS. No.	PART No. REFERENCE	PART NAME	DESIGNATION	Q' TY/S. No. Q' TE/No. S.		I. C.	REMARKS REMARQUES
				A	B		
010	K7561-1961-0	ASSY TIRE	ENS. PNEU	2	-		
020	K7561-1962-0	TIRE	PNEU	2	-		
030	K7561-1963-0	WHEEL	ROUE	2	-		
040	66120-1719-0	VALVE, TIRE	SOUPAPE	2	-		
050	-----	LABEL	ETIQUETTE	2	-		
060	K3211-1712-0	BOLT, WHEEL	VIS DE ROUE	10	-		

**R11001 REAR WHEEL (25*11-12)
ROUE ARRIERE (25*11-12)**



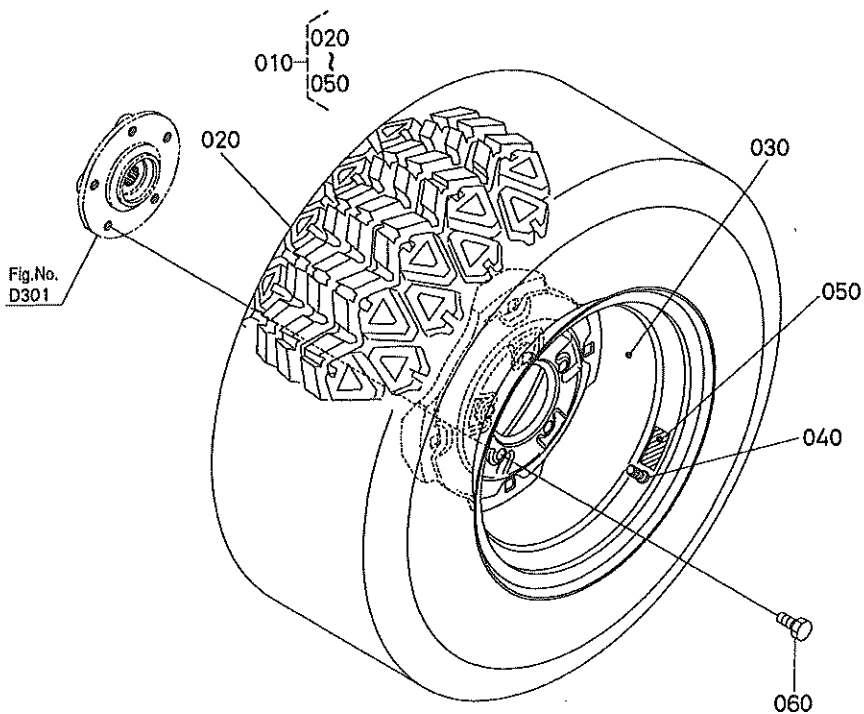
K7561-102-10

A:RTV1100CW B:RTV1100CR

REF. No. POS. No.	PART No. REFERENCE	PART NAME	DESIGNATION	Q' TY/S. No. Q' TE/No. S.		I. C.	REMARKS REMARQUES
				A	B		
010	K7561-1921-0	ASSY TIRE L	ENS. PNEU G.	1	1		
020	K7561-1922-0	TIRE	PNEU	1	1		
030	K7561-1913-0	WHEEL	ROUE	1	1		
040	66120-1719-0	VALVE, TIRE	SOUPAPE	1	1		
050	---	LABEL L	ETIQUETTE G.	1	1		
060	K7561-1926-0	ASSY TIRE R	ENS. PNEU D.	1	1		
070	K7561-1922-0	TIRE	PNEU	1	1		
080	K7561-1913-0	WHEEL	ROUE	1	1		
090	66120-1719-0	VALVE, TIRE	SOUPAPE	1	1		
100	---	LABEL, R	ETIQUETTE D.	1	1		
110	K3211-1712-0	BOLT, WHEEL	VIS DE ROUE	10	10		

↔ Interchangeable; ≠ not interchangeable; ← new for old; → old for new

R11002 REAR WHEEL (25*10-12) ROUE ARRIERE (25*10-12)



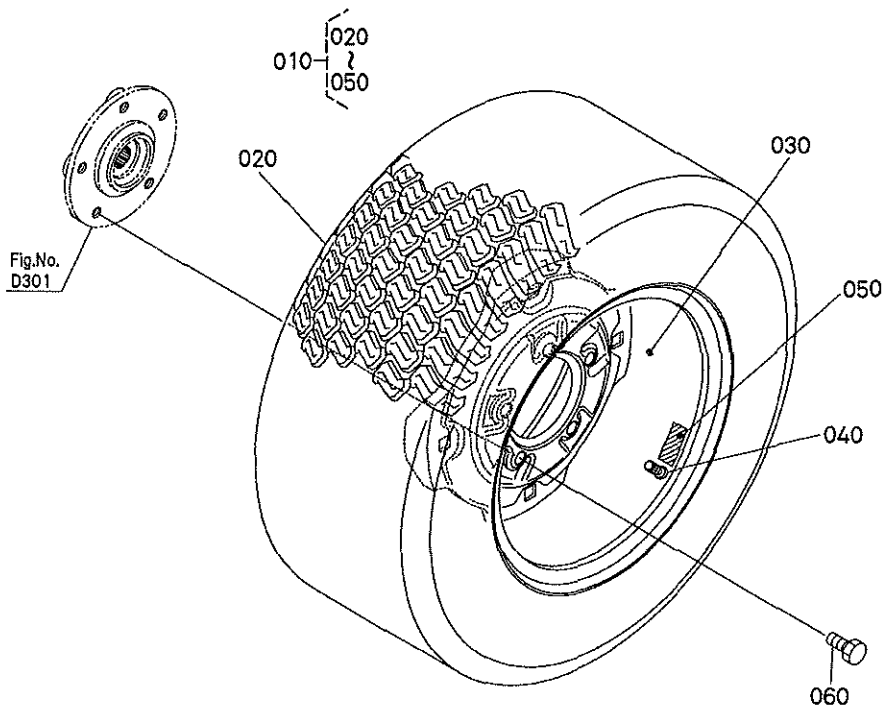
K7561-103-10

A:RTV1100CW B:RTV1100CR

REF. No. POS. No.	PART No. REFERENCE	PART NAME	DESIGNATION	Q' TY/S. No. Q' TE/No. S.		I. C.	REMARKS REMARQUES
				A	B		
010	K7561-1931-0	ASSY TIRE	ENS. PNEU	2	2		
020	K7561-1932-0	TIRE	PNEU	2	2		
030	K7561-1913-0	WHEEL	ROUE	2	2		
040	66120-1719-0	VALVE, TIRE	SOUPAPE	2	2		
050	—	LABEL	ETIQUETTE	2	2		
060	K3211-1712-0	BOLT, WHEEL	VIS DE ROUE	10	10		

↔ Interchangeable; ≠ not interchangeable; ← new for old; → old for new

R11003 REAR WHEEL (25*12-12) ROUE ARRIERE (25*12-12)



K7561-212-10

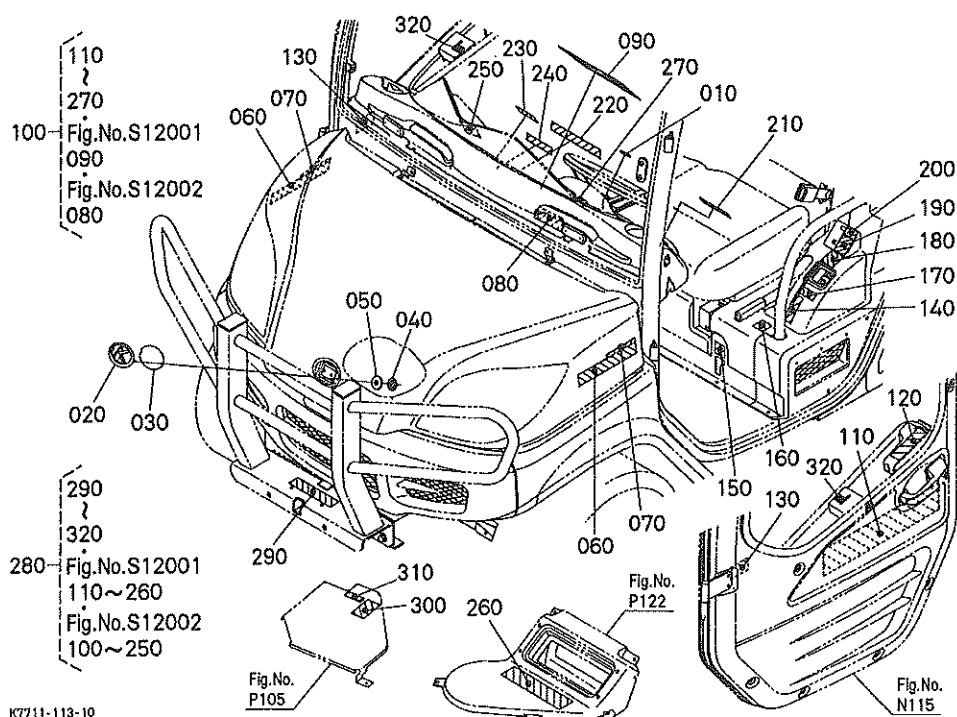
A:RTV1100CW B:RTV1100CR

REF. No. POS. No.	PART No. REFERENCE	PART NAME	DESIGNATION	Q' TY/S. No. Q' TE/No. S.		I. C.	REMARKS REMARQUES
				A	B		
010	K7561-1961-0	ASSY TIRE	ENS. PNEU	2	-		
020	K7561-1962-0	TIRE	PNEU	2	-		
030	K7561-1963-0	WHEEL	ROUE	2	-		
040	66120-1719-0	VALVE, TIRE	SOUPAPE	2	-		
050	----	LABEL	ETIQUETTE	2	-		
060	K3211-1712-0	BOLT, WHEEL	VIS DE ROUE	10	-		

↔ interchangeable; ≠ not interchangeable; ← new for old; → old for new

S110

LABEL (FRONT) ETIQUETTE (AVANT)

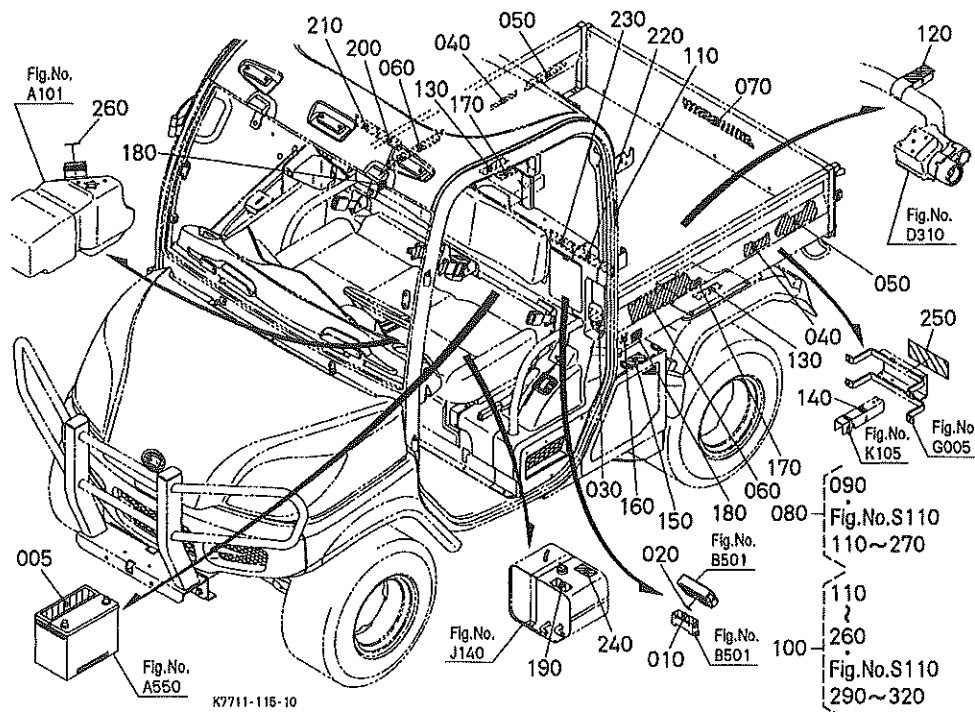


A:RTV1100CW B:RTV1100CR

REF. No. POS. No.	PART No. REFERENCE	PART NAME	DESIGNATION	Q' TY/S. No. Q' TE/No. S.		I. C.	REMARKS REMARQUES
				A	B		
010	6C200-4144-0	MARK, STEERING WHEEL	MARQUE	1	1		
020	RC411-5722-0	MARK, EMBLEM K	MARQUE EMBLEME	1	1		
030	K7711-5459-2	MARK, EMBLEM	MARQUE, EMBLEME	1	1		
040	RA111-4369-0	NUT	ECROU	2	2		
050	55611-4421-0	PLATE, WASHER	RONDELLE	2	2		
060	K7711-6512-0	LABEL, RTV1100	ETIQUETTE	2	2		
070	K7561-6514-0	LABEL, POWER STEERING	ETIQUETTE	2	-		
070	K7561-6518-0	LABEL, POWER STE.	ETIQUETTE	-	2		
080	K7561-6572-0	LABEL, VHT	ETIQUETTE	1	1		
090	K7711-6523-0	LABEL	ETIQUETTE	1	1		
100	K7711-6520-0	LABEL, SET	ENS. ETIQUETTE	1	1		
110	K7711-6522-0	LABEL, CAUTION	ETIQUETTE	1	1		ORDER BY REF. No. 100
120	K7711-6574-0	LABEL, D-LOCK CAUTION	ETIQUETTE	1	1		ORDER BY REF. No. 100
130	K7561-6565-2	LABEL, SEAT BELT	ETIQUETTE	2	2		ORDER BY REF. No. 100
140	K7561-6538-0	LABEL, LEVER LIFT	ETIQUETTE	1	1		ORDER BY REF. No. 100
150	K7561-6532-0	LABEL, DIFF. LOCK	ETIQUETTE	1	1		ORDER BY REF. No. 100
160	K7561-6534-0	LABEL, PARKING	ETIQUETTE	1	1		ORDER BY REF. No. 100
170	K7711-6549-0	LABEL, LOCK LEVER	ETIQUETTE	1	1		ORDER BY REF. No. 100
180	K7711-6564-0	LABEL, LOCK LEVER	ETIQUETTE	1	1		ORDER BY REF. No. 100
190	K7711-6561-0	LABEL, HOLD DIF.	ETIQUETTE	1	1		ORDER BY REF. No. 100
200	K7711-6581-0	LABEL, THROTTLE	ETIQUETTE	1	1		ORDER BY REF. No. 100
210	K7711-6533-0	LABEL, DIFF. WARNING	ETIQUETTE	1	1		ORDER BY REF. No. 100
220	K7711-6529-0	LABEL, SHIFT LEVER	ETIQUETTE	1	1		ORDER BY REF. No. 100
230	K7711-6531-0	LABEL	ETIQUETTE	1	1		ORDER BY REF. No. 100
240	K7711-6573-0	LABEL	ETIQUETTE	1	1		ORDER BY REF. No. 100
250	K7711-6530-0	LABEL, BONNET CAUTION	ETIQUETTE	1	1		ORDER BY REF. No. 100
260	K7711-6575-0	LABEL, A/C CAUTION	ETIQUETTE	1	1		ORDER BY REF. No. 100
270	K7711-6535-0	LABEL, KEY SWITCH	ETIQUETTE	1	1		ORDER BY REF. No. 100
280	K7711-6540-0	LABEL, SET	ENS. ETIQUETTE	1	1		
290	K7561-6542-2	LABEL, DRAWBAR FRONT	ETIQUETTE	1	1		ORDER BY REF. No. 280

↔ Interchangeable; ≠ not interchangeable; ← new for old; → old for new

S12001 LABEL (REAR) ETIQUETTE (ARRIERE)

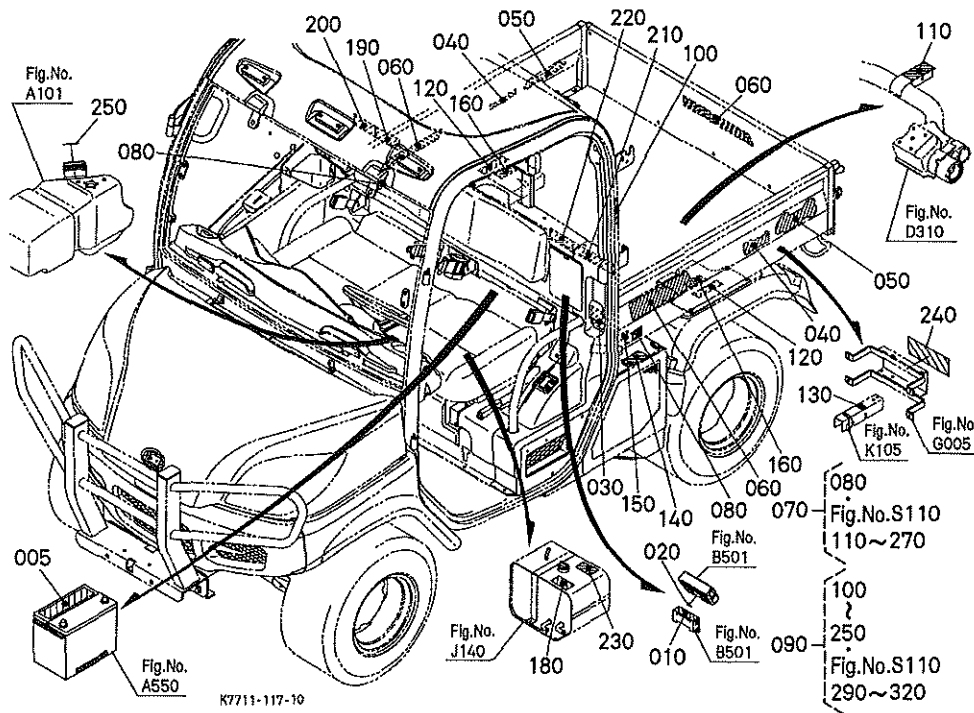


A:RTV1100CW B:RTV1100CR

REF. No. POS. No.	PART No. REFERENCE	PART NAME	DESIGNATION	Q' TY/S. No. Q' TE/No. S.		I. C.	REMARKS REMARQUES
				A	B		
005	K7711-6117-0	LABEL, BATTERY	ETIQUETTE	1	-		
010	K7711-6122-0	LABEL, FUSE	ETIQUETTE	1	-		
020	K7711-6123-0	LABEL, S/B-FUSE	ETIQUETTE	1	-		
030		NAME PLATE	PLAQUE-MARQUE	1	-		
040	K7561-6513-0	LABEL	ETIQUETTE	2	-		
050	K7561-6515-0	LABEL, 4WD	ETIQUETTE	2	-		
060	TD060-8093-0	LABEL, KUBOTA	ETIQUETTE	2	-		
070	TC220-8093-0	LABEL, KUBOTA	ETIQUETTE	1	-		
080	K7711-6520-0	LABEL, SET	ENS. ETIQUETTE	1	-		
090	K7561-6562-0	LABEL, NO STEP	ETIQUETTE	2	-		OUT OF USE
100	K7711-6540-0	LABEL, SET	ENS. ETIQUETTE	1	-		
110	K7711-6541-0	LABEL, CAB WARNING	ETIQUETTE	1	-		ORDER BY REF. No. 100
120	K7561-6543-2	LABEL, DRAWBAR REAR	ETIQUETTE	1	-		ORDER BY REF. No. 100
130	K7561-6544-0	LABEL, SUPPORT	ETIQUETTE	2	-		ORDER BY REF. No. 100
140	K7561-6545-0	LABEL, SUPPORT	ETIQUETTE DE SUPPORT	1	-		ORDER BY REF. No. 100
150	K7711-6584-0	LABEL, NOSTEP CAUTION	ETIQUETTE	1	-		ORDER BY REF. No. 100
160	K7711-6555-0	LABEL, HOT CAUTION	ETIQUETTE	1	-		ORDER BY REF. No. 100
170	K7561-6551-0	LABEL, HOT CAUTION	ETIQUETTE	2	-		ORDER BY REF. No. 100
180	K7561-6552-0	LABEL, NO STEP	ETIQUETTE	2	-		ORDER BY REF. No. 100
190	K7561-6553-0	LABEL, TANK CAUTION	ETIQUETTE	1	-		ORDER BY REF. No. 100
200	K7711-6527-0	LABEL, CARGO	ETIQUETTE	1	-		ORDER BY REF. No. 100
210	K7711-6525-0	LABEL, TIRE	ETIQUETTE	1	-		ORDER BY REF. No. 100
220	K7711-6524-0	LABEL, START DANGER	ETIQUETTE	1	-		ORDER BY REF. No. 100
230	K7711-6526-0	LABEL, BOX WARNING	ETIQUETTE	1	-		ORDER BY REF. No. 100
240	K7711-6550-0	LABEL, FAN CAUTION	ETIQUETTE	1	-		ORDER BY REF. No. 100
250	K7711-6554-0	LABEL, CAUTION	ETIQUETTE	1	-		ORDER BY REF. No. 100
260	K7711-6537-0	LABEL, FUEL	ETIQUETTE	1	-		ORDER BY REF. No. 100

↔ Interchangeable; ≠ not interchangeable; ← new for old; → old for new

S12002 LABEL (REAR) ETIQUETTE (ARRIERE)



A:RTV1100CW B:RTV1100CR

REF. No. POS. No.	PART No. REFERENCE	PART NAME	DESIGNATION	Q' TY/S. No. Q' TE/No. S.		I. C.	REMARKS REMARQUES
				A	B		
005	K7711-6117-0	LABEL, BATTERY	ETIQUETTE	-	1		
010	K7711-6122-0	LABEL, FUSE	ETIQUETTE	-	1		
020	K7711-6123-0	LABEL, S/B-FUSE	ETIQUETTE	-	1		
030	-	NAME PLATE	PLAQUE-MARQUE	-	1		
040	K7561-6517-0	LABEL, DIESEL	ETIQUETTE	-	2		
050	K7561-6519-0	LABEL, 4WD	ETIQUETTE	-	2		
060	K7561-6571-0	LABEL, KUBOTA	ETIQUETTE	-	3		
070	K7711-6520-0	LABEL, SET	ENS. ETIQUETTE	-	1		
080	K7561-6562-0	LABEL, NO STEP	ETIQUETTE	-	2		ORDER BY REF. No. 070
090	K7711-6540-0	LABEL, SET	ENS. ETIQUETTE	-	1		
100	K7711-6541-0	LABEL, CAB WARNING	ETIQUETTE	-	1		ORDER BY REF. No. 090
110	K7561-6543-2	LABEL, DRAWBAR REAR	ETIQUETTE	-	1		ORDER BY REF. No. 090
120	K7561-6544-0	LABEL, SUPPORT	ETIQUETTE	-	2		ORDER BY REF. No. 090
130	K7561-6545-0	LABEL, SUPPORT	ETIQUETTE DE SUPPORT	-	1		ORDER BY REF. No. 090
140	K7711-6584-0	LABEL, NOSTEP CAUTION	ETIQUETTE	-	1		ORDER BY REF. No. 090
150	K7711-6555-0	LABEL, HOT CAUTION	ETIQUETTE	-	1		ORDER BY REF. No. 090
160	K7561-6551-0	LABEL, HOT CAUTION	ETIQUETTE	-	2		ORDER BY REF. No. 090
170	K7561-6552-0	LABEL, NO STEP	ETIQUETTE	-	2		OUT OF USE
180	K7561-6553-0	LABEL, TANK CAUTION	ETIQUETTE	-	1		ORDER BY REF. No. 090
190	K7711-6527-0	LABEL, CARGO	ETIQUETTE	-	1		ORDER BY REF. No. 090
200	K7711-6525-0	LABEL, TIRE	ETIQUETTE	-	1		ORDER BY REF. No. 090
210	K7711-6524-0	LABEL, START DANGER	ETIQUETTE	-	1		ORDER BY REF. No. 090
220	K7711-6526-0	LABEL, BOX WARNING	ETIQUETTE	-	1		ORDER BY REF. No. 090
230	K7711-6550-0	LABEL, FAN CAUTION	ETIQUETTE	-	1		ORDER BY REF. No. 090
240	K7711-6554-0	LABEL, CAUTION	ETIQUETTE	-	1		ORDER BY REF. No. 090
250	K7711-6537-0	LABEL, FUEL	ETIQUETTE	-	1		ORDER BY REF. No. 090

↔ Interchangeable; ≠ not interchangeable; ← new for old; → old for new

ACCESSORIES AND SERVICE PARTS
ACCESSOIRES ET PIECES DE SERVICE
SONTIGES ZUBEHOER UND SERVICE-TEILE
ACCESORIOS Y SERVICIO PIEZAS
ACCESSORI E SERVIZIO PARTI

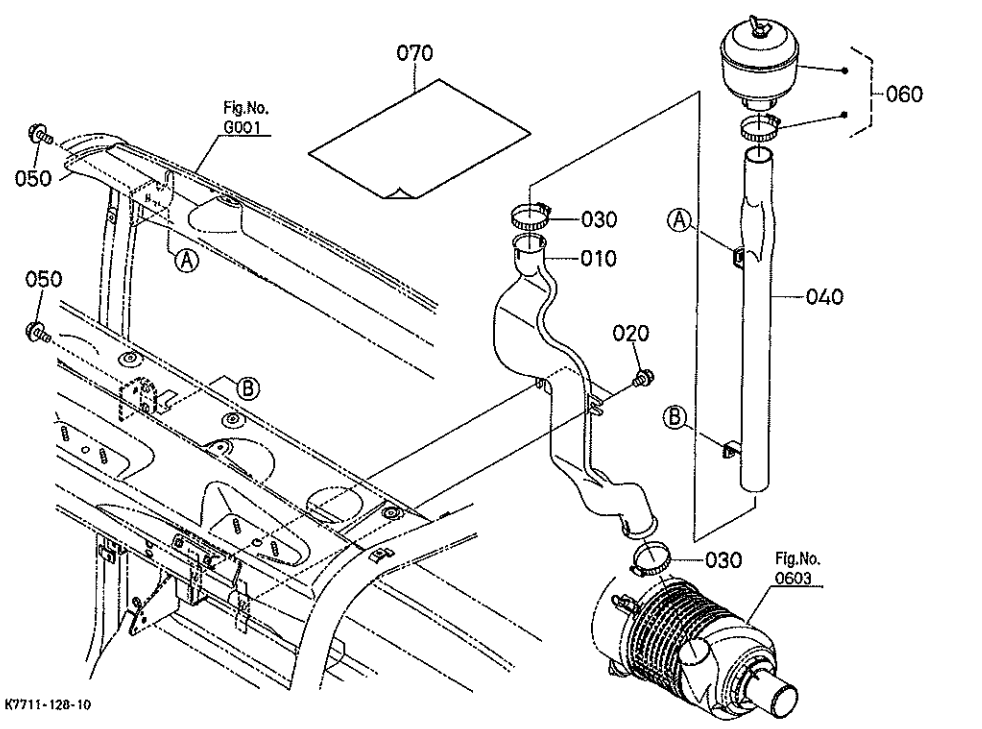
TITLE-001-11

A:RTV1100CW B:RTV1100CR

REF. No. POS. No.	PART No. REFERENCE	PART NAME	DESIGNATION	Q' TY/S. No. Q' TE/No. S.		I. C.	REMARKS REMARQUES
				A	B		
010	K7711-7121-0	OPERATOR'S MANUAL	MANUEL DE L'UTILISA.	1	1		
020	16511-8981-4	STATEMENT, WARRANTY	DECLARATION, GARANTIE	1	1		
030	K1122-7322-0	BAG, VINYL	SAC	1	1		

U011

HIGH POSITION AIR INTAKE KIT (W/G No. V4275) [OPTION]
 ADMISSION D' AIR D' HAUTE POSITION (No. de M/E V4275) [OPTION]



K7711-128-10

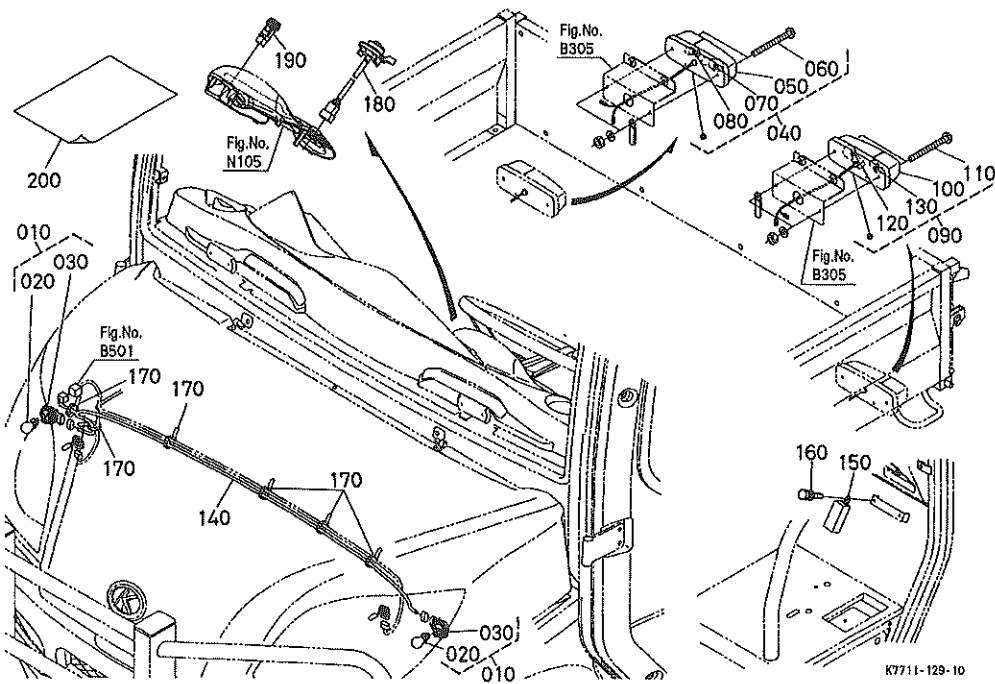
A:RTV1100CW B:RTV1100CR

REF. No. POS. No.	PART No. REFERENCE	PART NAME	DESIGNATION	Q' TY/S. No. Q' TE/No. S.		I. C.	REMARKS REMARQUES
				A	B		
010	K7711-9822-0	PIPE, INTAKE	TUYAU D' ADMISSION	1	1		
020	01754-50816	BOLT, FLANGE	VIS DE BUTEE	2	2		
030	K1211-8217-0	BAND, PIPE	COLLIER DE TUYAU	2	2		
040	K7711-9821-2	PIPE, INTAKE	TUYAU D' ADMISSION	1	1		
050	01754-50816	BOLT, FLANGE	VIS DE BUTEE	2	2		
060	K7711-9824-0	AIR CLEANER, ASSY	ENS. FILTRE A AIR	1	1		
070	----	MANUAL, INSTRUCTION	MANUEL D' INSTRUCTION	1	1		

↔ interchangeable; ≠ not interchangeable; ← new for old; → old for new

U133

TURN SIGNAL LIGHT/HAZARD LIGHT KIT (W/G No. V4257) [OPTION]
 FEUX CLIGNOTANTS/FEUX DE DETRESSE (No. de M/E V4257) [OPTION]



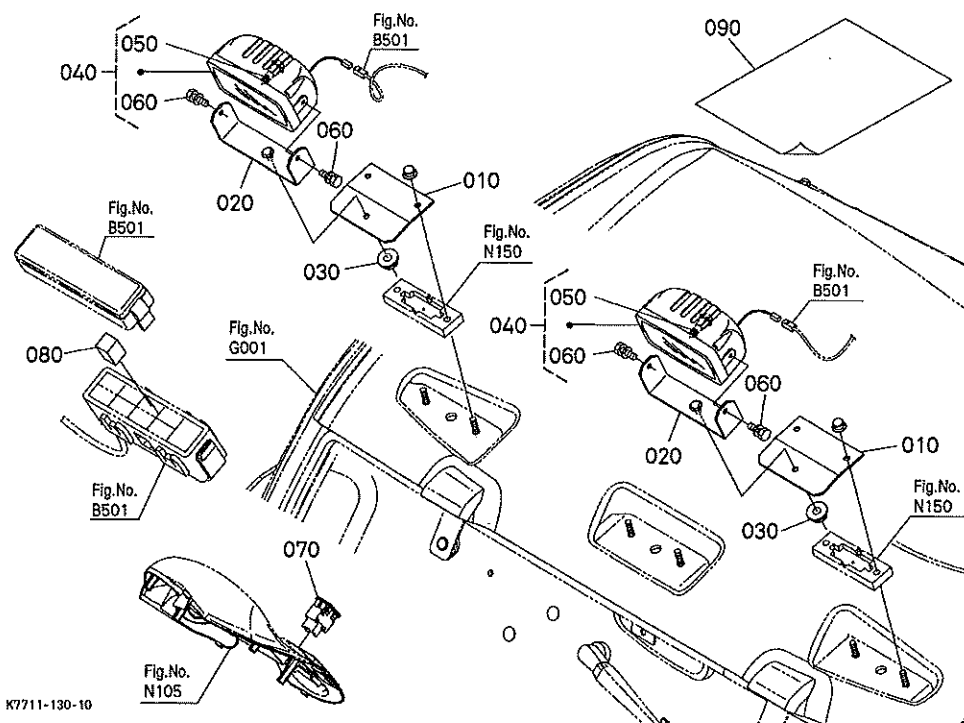
A:RTV1100CW B:RTV1100CR

REF. No. POS. No.	PART No. REFERENCE	PART NAME	DESIGNATION	Q' TY/S. No. Q' TE/No. S.		I. C.	REMARKS REMARQUES
				A	B		
010	K7711-9611-0	ASSY BULB	ENS. AMPOULE	2	2		
020	K7711-9631-0	BULB	AMPOULE	2	2		27W
030	K7711-9632-0	SOCKET	DOUILLE	2	2		
040	K7561-9615-0	LAMP, COMBINATION RH	AMPOULE D.	1	1		
050	T1370-9915-0	LENS	LENTILLE	1	1		
060	T1370-9913-0	SCREW	VIS	2	2		
070	T1370-9912-0	BULB	AMPOULE	1	1		21/5W
080	T1370-9911-0	BULB	AMPOULE	1	1		21W
090	K7561-9616-0	LAMP, COMBINATION LH	AMPOULE G.	1	1		
100	T1370-9915-0	LENS	LENTILLE	1	1		
110	T1370-9913-0	SCREW	VIS	2	2		
120	T1370-9912-0	BULB	AMPOULE	1	1		21/5W
130	T1370-9911-0	BULB	AMPOULE	1	1		21W
140	K7711-9612-0	WIRE HARNESS	HARNESS DE FIL	1	1		
150	3F240-7543-0	UNIT, FLASHER	CENTRALE CLIGNOTANTE	1	1		
160	03714-50616	SCREW, TAPPING	VIS	1	1		
170	K1122-6123-0	CLAMP, CORD	ATTACHE-FILS	6	6		
180	K7711-9613-0	SWITCH, COMBINATION	INTERRUPTEUR COMBINE	1	1		
190	TA140-3091-0	SWITCH, HAZARD	INTERRUPTEUR	1	1		
200	----	MANUAL, INSTRUCTION	MANUEL D' INSTRUCTION	1	1		

↔ Interchangeable; ≠ not interchangeable; ← new for old; → old for new

U138

WORK LIGHT KIT (FRONT) (W/G No. V4282) [OPTION]
 PHARES DE TRAVAIL (AVANT) (No. de M/E V4282) [OPTION]

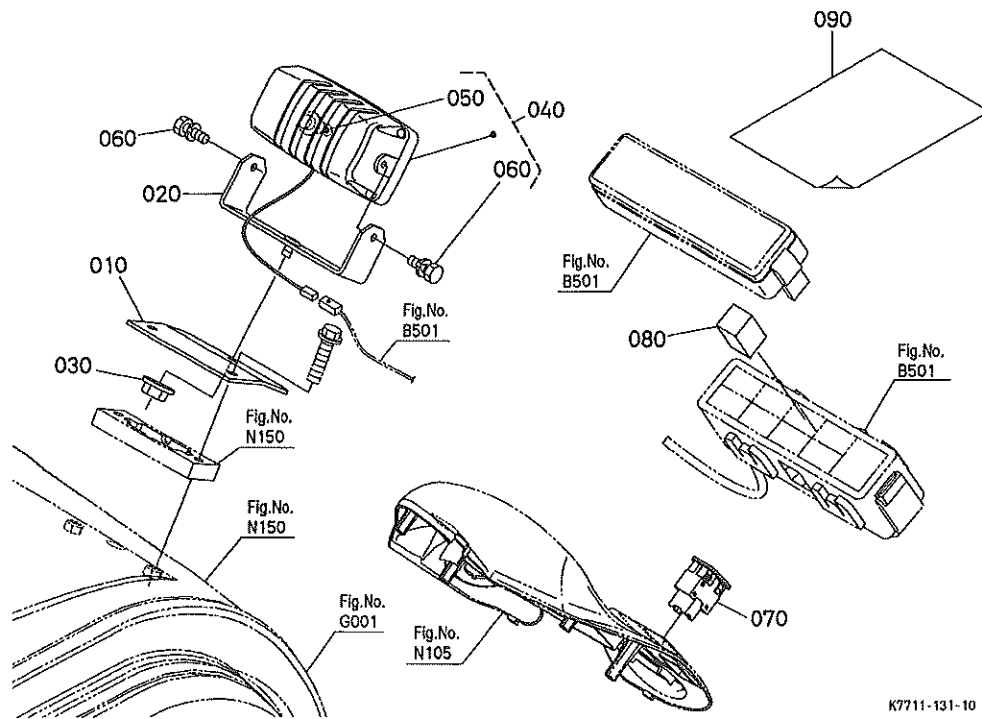


A:RTV1100CW B:RTV1100CR

REF. No. POS. No.	PART No. REFERENCE	PART NAME	DESIGNATION	Q' TY/S. No. Q' TE/No. S.		I. C.	REMARKS REMARQUES
				A	B		
010	K7711-9621-0	PLATE, WORK LIGHT	PLAQUE	2	2		
020	K7711-9622-0	STAY, WORK LIGHT	SUPPORT	2	2		
030	02751-60080	NUT, FLANGE	ECROU A EMBASE	2	2		
040	T1275-7530-2	LIGHT, WORK	PHARE DE TRAVAIL	2	2		
050	T1275-9106-0	BULB	AMPOULE	2	2		35W
060	T1275-9107-0	BOLT	VIS	4	4		
070	T1065-7536-0	SWITCH, WORK LIGHT F.	BOUTON DE PHARE AVA.	1	1		
080	K7711-6231-0	RELAY	RELAIS	1	1		20A
090	-----	MANUAL, INSTRUCTION	MANUEL D' INSTRUCTION	1	1		

U139

WORK LIGHT KIT (REAR) (W/G No. V4283) [OPTION] PHARES DE TRAVAIL (ARRIERE) (No. de M/E V4283) [OPTION]



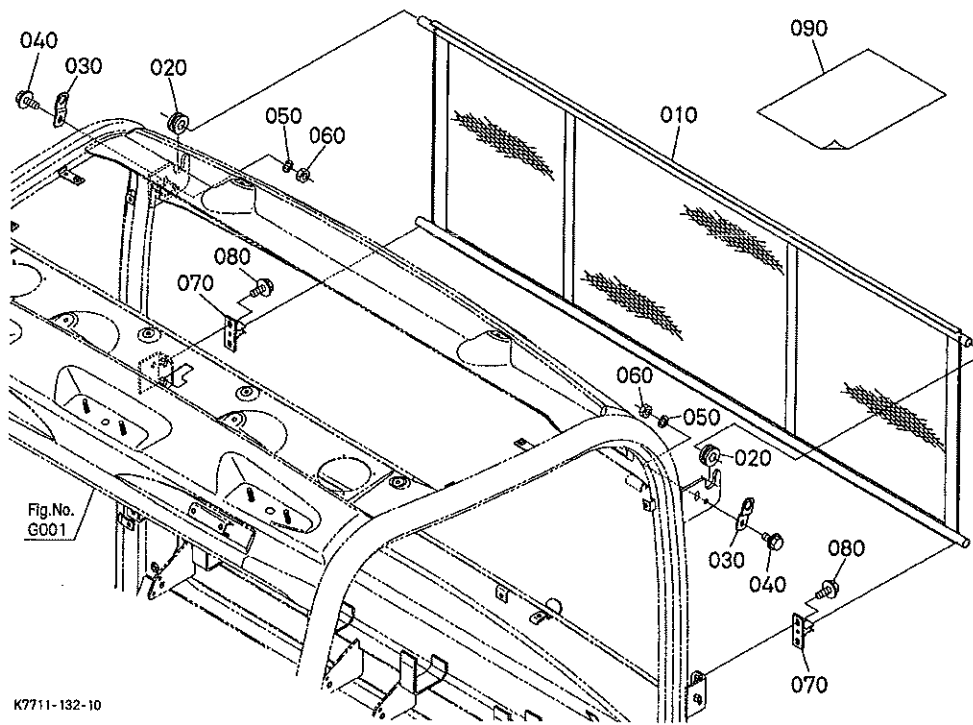
A:RTV1100CW B:RTV1100CR

REF. No. POS. No.	PART No. REFERENCE	PART NAME	DESIGNATION	Q' TY/S. No. Q' TE/No. S.		I. C.	REMARKS REMARQUES
				A	B		
010	K7711-9621-0	PLATE, WORK LIGHT	PLAQUE	1	1		
020	K7711-9622-0	STAY, WORK LIGHT	SUPPORT	1	1		
030	02751-60080	NUT, FLANGE	ECROU A EMBASE	1	1		
040	T1275-7530-2	LIGHT, WORK	PHARE DE TRAVAIL	1	1		
050	T1275-9106-0	BULB	AMPOULE	1	1		35W
060	T1275-9107-0	BOLT	VIS	2	2		
070	T1065-7537-0	SWITCH, WORK LIGHT R.	BOUTON DE PHARE ARR.	1	1		
080	K7711-6231-0	RELAY	RELAIS	1	1		20A
090	—	MANUAL, INSTRUCTION	MANUEL D' INSTRUCTION	1	1		

↔ Interchangeable; ≠ not interchangeable; ← new for old; → old for new

U917

REAR UTILITY NET (W/G No. V4258) [OPTION]
 FILET DE UTILITAIRE ARRIERE (No. de M/E V4258) [OPTION]



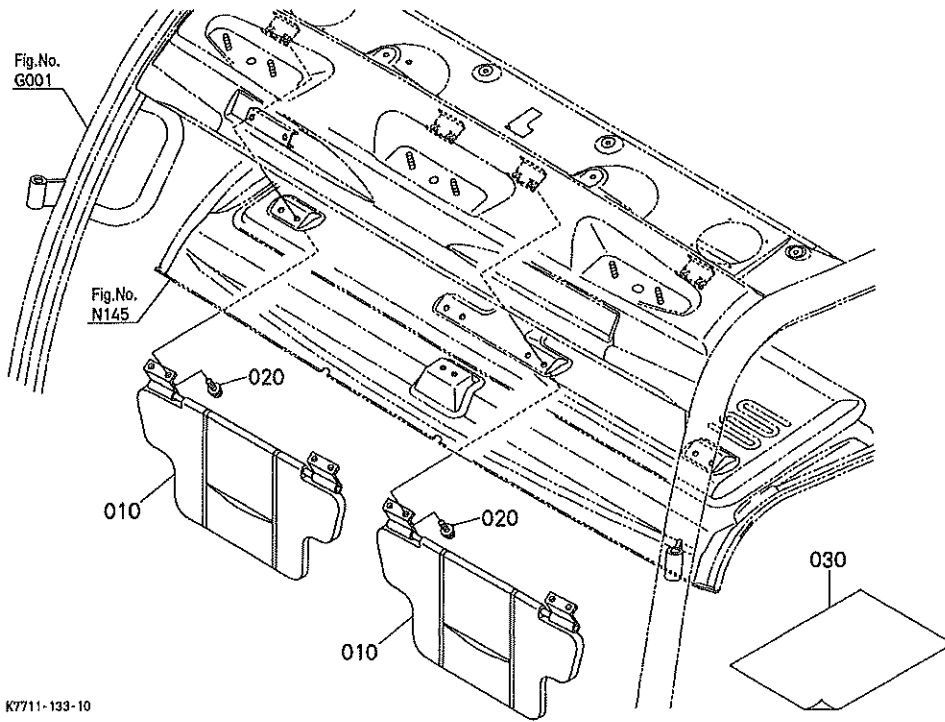
A:RTV1100CW B:RTV1100CR

REF. No. POS. No.	PART No. REFERENCE	PART NAME	DESIGNATION	Q' TY/S. No. Q' TE/No. S.		I. C.	REMARKS REMARQUES
				A	B		
010	K7711-9281-0	NET, REAR GLASS	FILET DE ARRIERE	1	1		
020	K7711-9283-0	GROMMET, NET	GRUMMET	2	2		
030	K7711-9285-0	HOLDER, NET UPPER	SUPPORT DE FILET	2	2		
040	01754-60820	BOLT, FLANGE	VIS DE BUTEE	2	2		
050	04512-60080	WASHER, SPRING	RONDELLE GROWER	2	2		
060	02114-60080	NUT	ECROU	2	2		
070	K7711-9282-0	HOLDER, NET LOWER	SUPPORT DE FILET	2	2		
080	01754-60820	BOLT, FLANGE	VIS DE BUTEE	4	4		
090	-----	MANUAL INSTRUCTION	MANUEL D' INSTRUCTION	1	1		

↔ Interchangeable; ≠ not interchangeable; ← new for old; → old for new

U925

SUNVISOR (W/G No. V4286) [OPTION]
 PARE-SOLEIL (No. de M/E V4286) [OPTION]



K7711-133-10

A:RTV1100CW B:RTV1100CR

REF. No. POS. No.	PART No. REFERENCE	PART NAME	DESIGNATION	Q' TY/S. No. Q' TE/No. S.		I. C.	REMARKS REMARQUES
				A	B		
010	33760-5423-0	VISOR, SUN	CACHE-SOLEIL	2	2		
020	3F760-5039-0	SCREW	VIS	8	8		
030	—	MANUAL INSTRUCTION	MANUEL D' INSTRUCTION	1	1		

↔ Interchangeable; ≠ not Interchangeable; ← new for old; → old for new

**NUMERICAL INDEX
INDEX NUMERIQUE**

PART No. REFERENCE	PAGE PAGE	REF. No. POS. No.	PART No. REFERENCE	PAGE PAGE	REF. No. POS. No.	PART No. REFERENCE	PAGE PAGE	REF. No. POS. No.	PART No. REFERENCE	PAGE PAGE	REF. No. POS. No.
E9151-3314-0	5	100	K2581-4282-3	95	030	K7561-1323-0	74	030	K7561-1643-0	114	040
HH164-3243-0	6	070	K2581-4554-0	98	020	K7561-1331-2	72	010	K7561-1662-0	114	110
HHK70-1407-0	121	060	K2581-6226-0	47	020	K7561-1332-2	72	090	K7561-1666-0	114	120
	122	120	K3111-3651-0	55	210	K7561-1333-0	72	140	K7561-1741-4	76	010
HHK71-1408-0	120	090	K3151-3671-0	55	180	K7561-1334-0	72	170	K7561-1742-0	76	030
K1122-1515-0	96	080	K3211-1712-0	168	110	K7561-1335-0	72	160	K7561-1744-2	76	070
K1122-4323-0	32	080		169	060	K7561-1336-0	72	100	K7561-1745-0	76	080
	97	060		170	060	K7561-1337-0	72	020	K7561-1746-0	76	090
K1122-6123-0	50	100		171	110	K7561-1341-0	45	040	K7561-1747-0	76	100
	53	170		172	060	K7561-1342-0	45	040	K7561-1748-0	76	110
K1122-6123-0	101	140	K3211-1712-0	173	060	K7561-1343-0	45	040	K7561-1748-0	76	160
	119	070	K3511-3668-2	55	170	K7561-1344-0	45	040		100	220
	119	130	K3511-3669-4	55	160	K7561-1353-3	78	060		110	040
	121	110	K5651-1210-0	90	020	K7561-1354-3	78	070	K7561-1749-0	76	180
	121	150	K6072-6366-0	126	050	K7561-1355-0	78	100		101	100
	126	140		126	090	K7561-1356-0	78	110		108	020
	180	170	K7001-3956-0	67	040	K7561-1357-0	78	130		110	060
K1122-7322-0	178	030	K7001-3962-0	55	020	K7561-1361-0	70	050	K7561-1751-0	76	120
K1122-9181-0	93	130		60	060	K7561-1371-3	78	080	K7561-1762-0	76	150
	136	060	K7021-3854-0	57	110	K7561-1372-0	78	090	K7561-1763-0	76	170
K1122-9181-0	139	035	K7561-1118-0	55	030	K7561-1401-0	61	330	K7561-1782-3	75	010
	141	030		55	120	K7561-1402-0	59	200	K7561-1783-0	75	030
K1162-2534-0	48	090	K7561-1121-0	55	130	K7561-1403-0	59	210	K7561-1784-0	75	060
K1211-1117-0	119	050	K7561-1122-0	58	110	K7561-1404-0	59	220	K7561-1791-0	75	100
	121	090	K7561-1123-0	58	120	K7561-1406-0	57	140		106	190
	124	140	K7561-1124-0	55	140		59	060	K7561-1811-3	106	200
K1211-2413-0	33	020	K7561-1131-4	62	010	K7561-1409-0	57	120	K7561-1812-3	106	210
K1211-3412-0	33	030	K7561-1135-0	63	010		60	140	K7561-1823-0	109	040
K1211-5436-0	38	180	K7561-1142-3	64	060	K7561-1421-0	57	020	K7561-1824-0	109	050
	95	080	K7561-1143-0	64	070	K7561-1422-0	57	040	K7561-1825-0	109	060
K1211-5436-0	135	030	K7561-1145-3	64	090	K7561-1423-0	57	070	K7561-1826-0	109	070
	136	130	K7561-1155-0	68	050	K7561-1430-0	58	020	K7561-1827-0	109	080
	139	020	K7561-1161-0	66	010	K7561-1433-0	58	040	K7561-1828-0	109	090
	140	090	K7561-1166-3	68	090	K7561-1434-0	58	050	K7561-1829-0	109	100
	141	040	K7561-1167-0	68	100	K7561-1435-0	58	060	K7561-1830-0	109	110
	150	020	K7561-1169-0	68	150	K7561-1436-0	58	070	K7561-1831-0	109	120
	150	080	K7561-1172-0	67	050	K7561-1437-0	58	130	K7561-1851-2	105	010
K1211-8217-0	28	140	K7561-1212-0	69	110	K7561-1440-3	58	140	K7561-1852-2	105	110
	28	160	K7561-1213-0	69	110	K7561-1442-0	58	240	K7561-1853-0	110	050
	179	030	K7561-1214-0	69	110	K7561-1451-0	59	020	K7561-1856-0	108	030
K1211-8456-0	98	210	K7561-1215-0	69	080	K7561-1472-2	59	080	K7561-1856-0	128	050
	132	170	K7561-1216-0	69	090	K7561-1473-2	59	110	K7561-1857-0	83	060
	135	050	K7561-1224-0	70	080	K7561-1475-0	59	180	K7561-1861-0	110	010
	140	070	K7561-1225-0	70	090	K7561-1490-0	60	080	K7561-1862-0	110	020
	157	180	K7561-1226-2	70	100		60	110	K7561-1863-2	110	030
	157	200	K7561-1241-2	65	010	K7561-1521-3	101	010	K7561-1866-0	77	090
	157	220	K7561-1243-0	65	040	K7561-1522-0	101	020		77	210
K1211-9112-0	91	120	K7561-1251-0	68	040	K7561-1523-2	101	050	K7561-1867-2	110	100
K2561-1247-0	69	040	K7561-1252-0	68	040	K7561-1525-0	104	050	K7561-1868-2	110	110
K2561-1248-0	69	030	K7561-1253-0	68	040	K7561-1527-0	104	040	K7561-1869-0	110	130
K2561-1249-0	69	020	K7561-1254-0	68	040	K7561-1531-0	104	010	K7561-1869-0	110	170
K2561-1251-0	69	010	K7561-1255-0	68	040	K7561-1551-0	103	020	K7561-1871-0	105	020
K2561-1259-0	69	070	K7561-1301-0	71	010	K7561-1573-0	102	040	K7561-1872-0	105	120
K2561-3633-0	101	120	K7561-1302-0	71	020	K7561-1592-0	103	040	K7561-1873-0	77	020
	118	070	K7561-1305-0	71	040	K7561-1593-0	103	050		77	140
K2561-9012-0	69	120	K7561-1306-0	71	050	K7561-1594-0	103	060	K7561-1874-0	77	030
K2581-1424-0	57	060	K7561-1311-2	73	010	K7561-1596-0	106	150		77	150
	59	140	K7561-1312-0	73	070	K7561-1640-0	114	010	K7561-1877-2	77	010
K2581-4263-2	95	020	K7561-1321-2	74	010	K7561-1641-0	114	020		77	130
K2581-4278-4	94	030	K7561-1322-0	74	020	K7561-1642-0	114	030	K7561-1881-0	106	030

**NUMERICAL INDEX
INDEX NUMERIQUE**

PART No. REFERENCE	PAGE PAGE	REF. No. POS. No.	PART No. REFERENCE	PAGE PAGE	REF. No. POS. No.	PART No. REFERENCE	PAGE PAGE	REF. No. POS. No.	PART No. REFERENCE	PAGE PAGE	REF. No. POS. No.
K7561-1881-0	106	100	K7561-4157-0	119	030	K7561-5823-0	131	100	K7567-9374-0	126	260
K7561-1883-0	106	060	K7561-4232-0	90	010		132	100	K7571-1217-0	69	110
	106	130	K7561-4235-0	91	010	K7561-5825-2	100	180	K7571-1383-0	96	050
K7561-1885-0	77	110	K7561-4237-0	91	080	K7561-5826-2	131	170	K7571-1384-2	96	070
	77	230	K7561-4238-0	90	080		132	180	K7571-1385-0	96	100
K7561-1886-0	77	120	K7561-4241-0	90	090	K7561-5844-5	132	010	K7571-1386-0	96	130
	77	240	K7561-4245-0	91	100	K7561-5845-2	130	010	K7571-1453-0	60	200
K7561-1887-0	106	070	K7561-4253-0	93	030	K7561-5851-2	130	090	K7571-1454-0	60	210
	106	140	K7561-4314-0	86	050	K7561-5852-0	132	160	K7571-1455-0	60	220
K7561-1893-0	77	040	K7561-4316-0	82	020	K7561-5855-0	130	100	K7571-1456-0	60	280
K7561-1893-0	77	160	K7561-4317-0	82	030	K7561-6117-2	44	030	K7571-1457-0	60	260
K7561-1894-0	77	050	K7561-4318-0	82	040	K7561-6134-0	44	120	K7571-1458-0	61	300
	77	170	K7561-4319-0	82	050	K7561-6141-0	49	090	K7571-1459-0	61	310
K7561-1911-0	168	010	K7561-4321-0	86	040	K7561-6182-0	43	140	K7571-1468-0	60	070
K7561-1912-0	168	020	K7561-4324-0	82	070	K7561-6183-0	43	210	K7571-1469-0	60	290
	168	070	K7561-4325-0	82	080	K7561-6221-0	45	030	K7571-1483-0	60	150
K7561-1913-0	168	030	K7561-4326-0	82	090	K7561-6225-0	47	010	K7571-1484-0	60	160
	168	080	K7561-4327-0	82	100	K7561-6271-0	49	010	K7571-1485-0	60	170
	169	030	K7561-4328-0	82	110	K7561-6272-0	49	050	K7571-1650-0	114	080
	171	030	K7561-4329-0	82	120	K7561-6273-0	49	020		115	010
K7561-1913-0	171	080	K7561-4332-0	88	030	K7561-6273-0	49	060	K7571-1651-0	115	020
	172	030	K7561-4335-0	88	160	K7561-6513-0	176	040	K7571-1652-0	115	030
K7561-1916-0	168	060	K7561-4341-2	89	020	K7561-6514-0	174	070	K7571-1653-0	115	040
K7561-1921-0	171	010	K7561-4345-2	89	090	K7561-6515-0	176	050	K7571-1654-0	115	050
K7561-1922-0	171	020	K7561-4350-2	87	010	K7561-6517-0	177	040	K7571-1761-0	76	140
	171	070	K7561-4352-0	87	020	K7561-6518-0	174	070	K7571-1858-0	110	140
K7561-1926-0	171	060	K7561-4353-0	87	040	K7561-6519-0	177	050	K7571-1859-0	110	150
K7561-1931-0	169	010	K7561-4367-2	77	070	K7561-6532-0	174	150	K7571-5434-0	48	040
	172	010		77	190	K7561-6534-0	174	160		48	080
K7561-1932-0	169	020	K7561-4368-0	77	080	K7561-6538-0	174	140	K7571-5812-0	129	040
K7561-1932-0	172	020	K7561-4368-0	77	200	K7561-6542-2	174	290	K7571-5813-0	129	050
K7561-1961-0	170	010		79	090	K7561-6543-2	176	120	K7571-5827-0	131	130
	173	010		80	090		177	110		132	130
K7561-1962-0	170	020	K7561-4386-0	83	020	K7561-6544-0	176	130	K7571-5842-0	130	040
	173	020	K7561-4389-0	83	040		177	120	K7571-5843-0	130	050
K7561-1963-0	170	030		84	060	K7561-6545-0	176	140	K7571-9588-0	138	080
	173	030	K7561-4392-0	84	020		177	130	K7711-1102-0	55	090
K7561-2137-0	100	100	K7561-4534-0	92	040	K7561-6546-2	175	300	K7711-1108-0	55	100
K7561-2140-2	133	010	K7561-4617-0	98	150	K7561-6547-0	175	310	K7711-1111-0	54	010
K7561-2426-2	33	090	K7561-4625-0	98	090	K7561-6551-0	176	170	K7711-1113-0	54	050
K7561-3311-2	121	010	K7561-5420-3	134	030	K7561-6551-0	177	160	K7711-1126-0	55	220
K7561-3312-0	121	020	K7561-5524-0	136	080	K7561-6552-0	176	180	K7711-1127-0	57	100
K7561-3316-0	121	050	K7561-5527-0	136	100		177	170	K7711-1129-0	12	060
K7561-3317-2	121	030	K7561-5528-0	136	110	K7561-6553-0	176	190	K7711-1141-0	64	010
K7561-3341-0	120	010	K7561-5529-0	136	120		177	180	K7711-1144-0	64	040
K7561-3342-0	120	020	K7561-5615-0	137	020	K7561-6562-0	176	090	K7711-1153-0	68	070
K7561-3343-2	120	040	K7561-5814-5	131	010		177	080	K7711-1154-0	68	120
K7561-3344-0	120	060	K7561-5815-2	129	010	K7561-6565-2	174	130	K7711-1162-0	66	040
K7561-3345-0	120	100	K7561-5816-3	131	030	K7561-6571-0	177	060	K7711-1168-0	68	140
K7561-3346-0	120	110		132	030	K7561-6572-0	174	080	K7711-1171-0	67	010
K7561-3347-0	120	120	K7561-5817-0	129	060	K7561-8517-2	35	040	K7711-1174-0	67	060
K7561-3433-0	124	120		130	060	K7561-9121-2	55	010	K7711-1232-0	70	010
K7561-3742-0	126	250	K7561-5818-2	131	060	K7561-9126-0	54	060	K7711-1233-0	70	070
K7561-3750-0	126	010		132	060	K7561-9131-0	68	010	K7711-1242-0	65	020
	127	010	K7561-5819-2	131	070	K7561-9151-0	104	080	K7711-1351-0	78	010
K7561-3752-0	127	020		132	070	K7561-9152-0	104	090	K7711-1352-0	78	020
K7561-3753-0	127	030	K7561-5821-0	131	080	K7561-9374-0	126	260	K7711-1381-0	96	010
K7561-3755-0	127	040		132	080	K7561-9432-0	86	030	K7711-1382-0	96	030
K7561-3760-0	127	050	K7561-5822-0	131	090	K7561-9615-0	180	040	K7711-1387-0	96	190
K7561-3986-0	126	240		132	090	K7561-9616-0	180	090	K7711-1388-0	96	220

**NUMERICAL INDEX
INDEX NUMERIQUE**

PART No. REFERENCE	PAGE PAGE	REF. No. POS. No.	PART No. REFERENCE	PAGE PAGE	REF. No. POS. No.	PART No. REFERENCE	PAGE PAGE	REF. No. POS. No.	PART No. REFERENCE	PAGE PAGE	REF. No. POS. No.
01125-60820	99	060	01754-50816	44	020	01754-60825	129	020	02374-50120	108	050
	99	080		45	080		129	070		110	080
	136	070		49	130		130	020		114	060
	137	040		84	090		130	070	02376-50180	106	170
	137	090		92	050		131	040	02552-50050	93	200
	159	015		98	040		132	040	02552-50060	93	170
	159	065		118	100	01754-60840	149	070		94	090
	160	020		122	100	01759-50825	103	090		96	210
	160	060		122	190	01774-51010	101	070	02552-50080	33	080
	161	020		123	100		105	060		118	130
01125-60820	161	025	01754-50816	124	060	01774-51010	105	160	02552-50080	136	140
01127-50830	40	030		126	160	01774-51016	110	070	02574-50100	138	100
01127-60818	38	030		157	120	01774-51040	88	040	02751-50060	52	110
	38	080		157	140	01774-51616	118	020		135	110
01127-60820	136	030		157	144	01774-61020	88	050		135	200
	136	090		159	055		133	020	02751-50080	29	150
01133-51020	12	080		159	100		138	110		135	080
	100	120		163	100	01774-61025	99	030		142	130
	167	130		163	120		137	050		143	130
01133-51025	166	030		163	140	01774-61225	133	050	02751-60060	156	020
01133-51028	105	040	01754-50816	179	020	01779-51230	114	130	02751-60080	129	030
	105	140		179	050	02014-50060	40	150		129	080
01135-51080	40	040	01754-50820	28	070		44	090		130	030
01135-61020	29	120		28	120		88	110		130	080
01155-50880	166	040		28	180		142	170		131	050
01202-50614	39	020		76	130		143	170		132	050
01222-50620	100	170		89	040		144	170		134	060
01311-10620	15	040		90	030		145	170		181	030
01350-10512	58	180		93	220	02054-50050	49	100		182	030
	125	070		96	020		50	040	02756-50060	88	100
01350-10520	91	090	01754-50820	98	100	02054-50050	98	190	02761-50040	18	250
01350-10530	61	320		100	030	02054-50080	28	090	02771-50120	128	060
01517-51040	54	120		100	050	02056-50060	4	180	02771-60100	76	050
01517-61022	29	030		100	070		17	160	03014-60820	138	050
01555-51035	55	060		100	090		20	060	03016-50825	146	220
01754-50610	40	110		100	110	02056-50080	116	050		147	160
	83	070	01754-50822	57	130	02112-50080	87	030	03017-50620	4	090
01754-50612	85	020	01754-50825	32	060		146	200	03017-50840	131	110
	96	090		81	020	02112-50100	58	030		132	110
	157	160		134	070	02114-50080	32	070	03024-50510	5	060
01754-50612	161	200	01754-50830	84	030	02114-50080	42	020	03024-50514	45	110
	163	070		146	190		90	190	03024-50516	50	030
01754-50616	34	050	01754-50845	61	340		90	230	03024-50520	18	220
	45	020	01754-50855	120	050		91	030	03034-50416	46	070
	53	160	01754-50870	29	140		91	070	03054-50410	60	270
01754-50620	142	180	01754-51090	117	150		93	110	03054-50412	158	050
	143	180	01754-60610	148	015		166	050	03056-50312	161	120
	144	180	01754-60612	110	120	02114-60080	183	060	03470-51040	58	190
	145	180		110	160	02116-50100	58	200	03714-50410	50	060
	146	020	01754-60812	134	020	02118-50100	29	050	03714-50520	47	030
01754-50620	147	020	01754-60812	140	030	02118-50100	54	110	03714-50616	180	160
	164	160	01754-60816	88	130		55	080	03714-50625	128	040
01754-50625	83	030		99	100		76	060	04011-50100	90	110
	84	050		118	100		98	180		137	060
01754-50812	54	020		154	050	02174-50120	111	060	04011-50140	65	050
	167	020		155	040		128	070	04011-50200	90	060
01754-50816	34	070		155	060		146	140	04011-50250	90	130
	36	080	01754-60820	183	040		147	130	04011-60160	126	190
	38	020		183	080	02174-50160	126	200	04012-50050	95	050
	38	220	01754-60825	99	034	02176-50140	65	070		96	110

**NUMERICAL INDEX
INDEX NUMERIQUE**


PART No. REFERENCE	PAGE PAGE	REF. No. POS. No.	PART No. REFERENCE	PAGE PAGE	REF. No. POS. No.	PART No. REFERENCE	PAGE PAGE	REF. No. POS. No.	PART No. REFERENCE	PAGE PAGE	REF. No. POS. No.
04012-50060	40	090	04512-60120	147	120	04816-00240	78	030	05511-50218	98	070
04013-50200	97	040	04512-60140	65	060	04816-00250	88	190		98	130
	126	030	04512-60180	106	160	04816-06250	122	040	05511-50220	87	080
04013-60050	45	120	04512-60220	75	070	04816-50250	118	050	05511-50320	88	090
04013-60060	32	100	04611-00300	117	170	04817-00080	51	060		88	240
	90	260	04611-00420	112	060	04817-00100	125	060		131	150
	92	020	04611-00470	57	150	04817-00110	59	190		132	150
	96	150		59	070		125	090	05511-50325	108	060
	100	190	04611-00520	102	060	04817-00120	60	240		114	070
	128	030	04612-00100	90	120		125	110	05511-50425	32	050
04013-60060	135	190	04612-00150	112	070	04817-00140	58	220	05511-50425	93	060
	161	150	04612-00200	90	070		125	030		94	060
04013-60080	28	110	04612-00250	67	070	04817-00180	58	290	05511-50430	106	180
	33	070		90	140		60	100	05511-50535	97	050
	59	230		104	030		60	130		126	040
	81	040	04612-00300	70	030		101	040	05511-50540	75	090
	87	070		78	040	04817-00200	124	020	05511-51615	32	110
	88	080	04613-50030	58	160	04817-00210	58	170		90	270
	88	230	04613-50070	58	150		62	020		92	030
	89	060	04613-50080	142	220	04817-00290	59	170		96	160
04013-60080	90	240	04613-50080	143	220	04817-06190	125	120	05511-52525	110	090
	98	060		144	220	05012-00408	77	060	05512-00218	89	070
	98	120		145	220		77	180	05515-60800	146	100
	138	060	04717-00800	54	030	05012-00410	4	100		147	100
	146	170	04717-01000	73	030	05012-00508	1	100	05516-61000	137	070
04013-60100	98	160		101	080	05012-00610	1	120	05525-60500	95	060
	138	090		105	070	05012-00614	72	060	05525-60600	161	160
04013-60120	32	040		105	170	05012-00810	54	070	05712-00518	9	060
	93	050		131	140	05012-00814	1	110	06311-55020	1	210
	94	050		132	140	05012-00816	105	050	06331-35020	74	070
04013-60120	108	040	04717-01610	105	100	05012-00816	105	150	07715-00201	4	060
	114	050		105	200	05012-01018	55	250	07715-00805	78	050
04015-60060	44	080		118	030	05014-00816	117	030	07715-01605	71	080
	142	050	04717-02000	74	080		117	090		73	060
	143	050	04724-00130	1	220	05112-51255	32	030	07715-03213	125	080
	144	050	04724-00160	123	040		93	040	08101-06005	104	020
	145	050		123	050		94	040	08101-06006	70	020
04015-60080	93	090		123	070	05112-52075	97	030		106	040
04414-50080	146	230	04810-50600	104	060	05122-50625	96	140		106	110
	147	170	04811-10300	120	030	05122-50822	81	030	08101-06007	106	010
04512-60050	49	110	04811-10400	122	060	05122-50825	87	060	08101-06007	106	080
04512-60060	4	190	04811-10460	116	020		89	050	08101-06009	103	100
	15	070	04811-11400	105	030		91	110	08101-06010	103	110
	17	170		105	130	05122-50835	146	090	08141-06000	90	100
	20	070	04811-50600	121	040		147	090	08141-06002	112	050
	40	160	04814-00100	17	040	05122-52090	126	020	08141-06206	75	020
04512-60080	28	100	04814-00150	6	050	05411-00310	60	050	08153-06204	13	030
	42	030	04814-00160	2	070	05411-00320	71	110	08511-01010	142	210
	59	240	04814-10070	17	100	05411-00420	17	050		143	210
	90	220	04814-10280	10	160	05411-00428	25	110		144	210
04512-60080	91	060	04814-50300	5	110	05411-00625	71	030	08511-01010	145	210
	93	100		30	090		71	060	08511-01210	32	020
	183	050	04814-50600	6	040	05411-00836	72	180		60	230
04512-60100	29	040	04815-50850	12	070		73	080		93	020
	54	100	04816-00160	73	020	05411-02520	17	060		94	020
	55	070		107	020		146	060	08511-01215	93	080
	71	100		120	070		147	060	08511-02020	72	030
	98	170		122	130	05511-50218	81	050		97	020
04512-60120	111	050	04816-00200	72	150		88	170	08511-02515	88	180
	146	130	04816-00240	55	190		90	250	08711-30205	102	020

NUMERICAL INDEX INDEX NUMERIQUE

PART No. REFERENCE	PAGE PAGE	REF. No. POS. No.	PART No. REFERENCE	PAGE PAGE	REF. No. POS. No.	PART No. REFERENCE	PAGE PAGE	REF. No. POS. No.	PART No. REFERENCE	PAGE PAGE	REF. No. POS. No.
38430-2554-0	106	120	5H550-1940-0	59	150	6A100-3734-2	117	040			
3A761-9629-0	164	120	5H600-1182-0	58	280	6A100-3743-0	117	070			
3A851-5003-3	157	010		60	090	6A100-3744-2	117	100			
3A851-7210-0	157	020		60	120	6A100-4152-0	112	040			
3A851-7213-0	157	030	5H600-1212-0	58	100	6A110-3524-0	59	100			
3A851-7215-0	157	080	5H600-1213-0	58	090		60	040			
3A851-7217-0	157	090	5H600-1262-0	58	210	6A320-8581-2	45	100			
3A851-7218-0	157	040	5H600-1263-0	58	230	6A610-3532-0	59	090			
3A851-7219-0	157	060	5H600-1265-0	58	260		60	030			
3C581-5421-0	50	010	5H600-1266-0	58	270	6A671-7424-0	51	020			
3C581-5422-0	50	020	5H730-1932-0	60	250	6A671-9711-0	167	030			
3C581-7221-0	158	040	5K200-1172-0	85	050	6A671-9731-0	167	040			
3F240-7543-0	180	150	5K215-6127-0	148	050	6A671-9741-0	167	060			
3F260-5458-0	50	090		149	030	6A700-3085-0	45	070			
	92	060	62231-1853-0	71	070	6A700-4151-2	112	020			
3F700-6760-3	88	010		73	050	6A741-7423-0	51	010			
3F750-8196-0	93	190	65601-4234-0	131	020	6A741-7424-0	51	030			
3F760-5039-0	184	020		132	020	6C040-1823-0	72	120			
3F760-5346-0	142	200	66101-2542-0	90	180	6C040-1825-2	72	110			
	143	200		96	170	6C040-1829-0	72	130			
3F760-5346-0	144	200	66103-5833-0	34	040	6C040-1922-2	73	040			
	145	200	66116-5153-0	146	180	6C040-2244-0	78	120			
3F760-5418-0	51	070	66120-1719-0	168	040	6C040-3607-0	101	090			
3F999-0120-0	88	020		168	090	6C040-3634-4	117	060			
3G700-3112-0	64	110		169	040		117	120			
3G700-9427-0	45	010		170	040	6C040-4139-0	112	030			
3G710-5007-0	64	080		171	040	6C040-5415-0	134	040			
3M740-9315-0	75	080		171	090	6C040-5662-0	102	030			
3N300-7737-0	53	110		172	040	6C040-5663-0	102	030			
3P300-5743-0	52	020		173	040	6C050-1452-0	62	060			
3P300-5744-0	52	030	66204-4332-3	90	160	6C050-1452-0	63	020			
3P300-5745-0	52	040	66363-3963-0	125	100	6C050-1485-0	59	050			
3P300-5746-2	52	050	66363-3971-0	60	180	6C090-5896-0	2	030			
3P300-5747-0	52	060	66363-3972-0	60	190	6C140-3635-0	117	050			
3P300-5748-0	52	070	66591-1478-3	103	080		117	110			
3P300-5749-2	52	080	66591-1479-2	103	070	6C170-4141-0	111	010			
3P300-5750-0	52	090	66591-1498-0	103	120	6C170-4143-0	111	030			
3P300-5751-0	52	100	66591-1499-0	103	120	6C200-4142-0	111	020			
44366-6897-0	35	110	66611-1514-0	103	130	6C200-4144-0	111	040			
45404-9577-0	91	020	66611-1515-0	103	130		174	010			
50080-3411-0	74	050	66613-3166-0	69	100	75536-6622-0	126	100			
53696-4336-0	142	100	66616-3223-0	69	100	75536-6632-0	126	210			
	143	100	66621-1412-0	96	040	75536-6681-0	114	090			
	144	100		96	060	75538-6815-0	114	100			
	145	100	67121-5663-0	103	120	75540-6180-0	124	070			
54721-3185-0	91	040	67211-1516-0	103	060	75540-6182-0	124	080			
54821-1734-0	102	080	67211-1517-0	103	060		124	100			
55311-4623-0	96	180	67211-1518-0	103	060	75540-6494-0	126	070			
	98	080	67711-1491-2	103	030	75580-6180-0	124	090			
55611-4421-0	135	150	67800-3712-0	122	070	75599-32515	100	150			
55611-4421-0	141	100	67955-3623-0	35	030	76611-4332-0	90	150			
	174	050		35	070	76611-4333-0	90	170			
56363-4151-0	37	050		35	090	76630-4261-0	98	140			
	37	070		35	100	7J245-6632-0	126	220			
58511-2812-0	90	050		122	170	7J245-6634-0	126	230			
59140-2546-0	37	060	68021-3279-0	95	040	7J245-6642-0	126	110			
5H550-1913-0	57	050	68311-7282-0	122	090	7J245-6644-0	126	120			
	59	130	6A100-3723-2	117	020						
5H550-1920-0	57	080		117	080						
5H550-1940-0	59	040		117	140						

PIES.No.		RVK0000015	
BLOCK No.	LINE No.	A(1)	B(2)
01	01 (ENG.)	1G910-0000 D1105-E2-UV	—
02	01	K7711-29600 RTV1100WQ SDLAC	K7711-39600 RTV1100RQ SDLAC

DESIGN CHANGE No.
1G050-0670
K7711-0378



KUBOTA TRACTOR CORPORATION

CORPORATE OFFICE: 3401 DEL AMO BOULEVARD, TORRANCE, CA 90503
WESTERN DIVISION: 1175 S. Guild Ave., Lodi, CA 95240 • (209) 334-9910
CENTRAL DIVISION: 14855 F.A.A. Blvd., Fort Worth, TX 76155 • (817) 871-0900
NORTHERN DIVISION: One Kubota Way, Groveport, OH 43125 • (614) 835-1100
SOUTHEAST DIVISION: 1025 Northbrook Parkway, Suwanee, GA 30024 • (770) 995-8855

Copyright (c) 2007 by Kubota Tractor Corporation - All Rights Reserved

This manual may not be copied in whole or in part without the written consent of Kubota Tractor Corporation



REPRINTED IN U.S.A.
June 2007
Code No. 97898-41830

